



Toowoomba QLD Professional
Race 7: HAPPY 21ST KAITLYN HUGHES QTIS Three-Year-Old
BENCHMARK 58 Handicap - 1200m
23 November 2024 - 19:21



Track Rating: Soft 5, Weather: Fine, Rail Position: +1m Entire

Section		Overall	1000m	800m	600m	400m	200m	Last 600m					
Field Times		1:12.40 (0:13.52)	0:58.88 (0:11.19)	0:47.69 (0:11.72)	0:35.97 (0:11.80)	0:24.17 (0:12.07)	0:12.10 (0:12.10)	0:35.97					
Rank	TAB Horse/Jockey	Barrier	Top Speed [km/h]	Fastest Section								Margin	Distance Travelled [m]
1	2 MIXED SIGNALS Dylan Bennett	5	65.6	0:11.55	1:12.40 [1] (0:14.01)	0:58.39 [7] (0:11.55)	0:46.84 [7] (0:11.63)	0:35.21 [7] (0:11.87)	0:23.34 [7] (0:11.65)	0:11.69 [4] (0:11.69)	1:12.40	0:35.21	
2	1 MISHANI CROWN Shania Willis	3	68.5	0:11.12	1:12.65 [2] (0:13.71)	0:58.94 [4] (0:11.12)	0:47.82 [3] (0:11.65)	0:36.17 [2] (0:11.75)	0:24.42 [1] (0:12.07)	0:12.35 [1] (0:12.35)	1.3L	0:36.17	-8
3	5 AQUATIER Adin Thompson	2	66.3	0:11.24	1:12.69 [3] (0:13.57)	0:59.12 [2] (0:11.24)	0:47.88 [2] (0:11.69)	0:36.19 [3] (0:11.90)	0:24.29 [2] (0:12.02)	0:12.27 [2] (0:12.27)	1.5L	0:36.19	-7
4	6 MISHANI EXPRESS Les Tilley	6	64.5	0:11.49	1:13.08 [4] (0:13.80)	0:59.28 [6] (0:11.49)	0:47.79 [6] (0:11.71)	0:36.08 [6] (0:11.91)	0:24.17 [6] (0:11.88)	0:12.29 [6] (0:12.29)	3.8L	0:36.08	+0
5	4 EAGLE'S FIRE Nozi Tomizawa	7	66.8	0:11.19	1:13.09 [5] (0:13.52)	0:59.57 [1] (0:11.19)	0:48.38 [1] (0:11.72)	0:36.66 [1] (0:11.98)	0:24.68 [3] (0:12.08)	0:12.60 [3] (0:12.60)	3.9L	0:36.66	+3
6	8 YES I'M UGLY Justin Stanley	4	67.3	0:11.34	1:13.45 [6] (0:13.69)	0:59.76 [3] (0:11.34)	0:48.42 [4] (0:11.66)	0:36.76 [4] (0:11.97)	0:24.79 [4] (0:12.06)	0:12.73 [5] (0:12.73)	5.9L	0:36.76	+4
7	7 SUNSHINYDAY Rob Thorburn	1	66.0	0:11.32	1:15.64 [7] (0:13.72)	1:01.92 [5] (0:11.32)	0:50.60 [5] (0:11.77)	0:38.83 [5] (0:11.97)	0:26.86 [5] (0:12.39)	0:14.47 [7] (0:14.47)	18.7L	0:38.83	-5

Scratched: Blue Eye Dame (#9), Run Lucy Run (#3)

[] Ranking at each section and finish
 -:-:- No data available at this section
 NA No data available

SCN Saddle cloth number
 DNF Did not finish
 DNT Did not track



Horse/Jockey Name	Mixed Signals
Final Rank	1
Fastest Section Time (Section)	0:11.55 (1000m)
Top Speed [km/h] (Section)	65.6 (Overall)
Race State	Finished



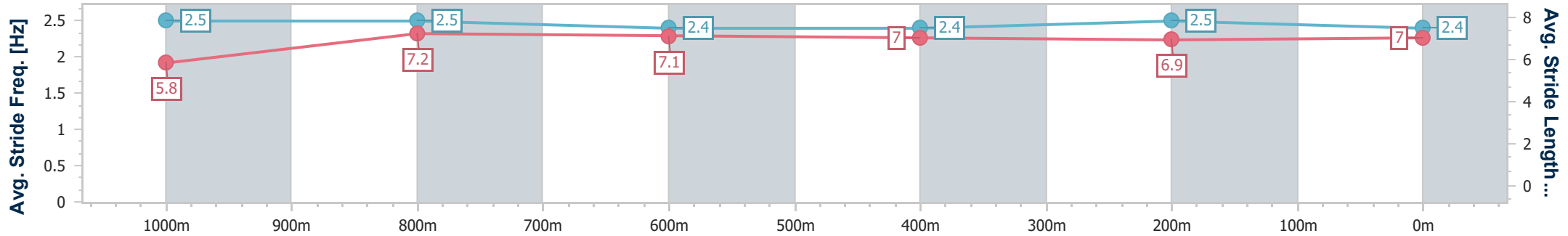
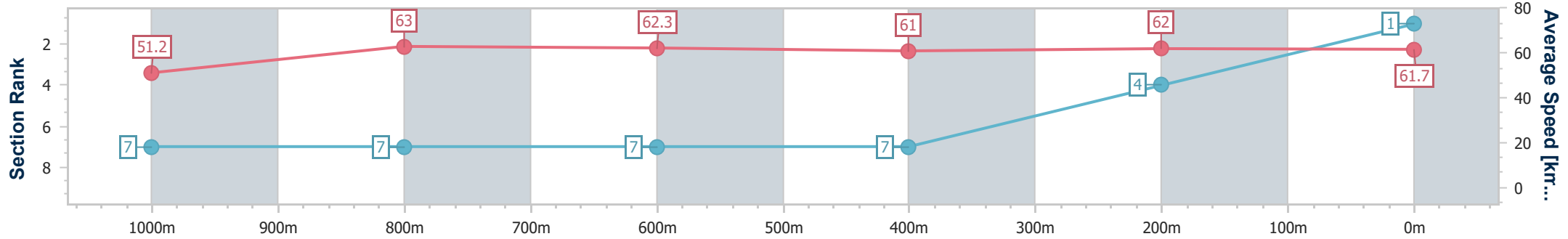
Toowoomba QLD Professional
 Race 7: HAPPY 21ST KAITLYN HUGHES QTIS Three-Year-Old
 BENCHMARK 58 Handicap - 1200m



23 November 2024 - 19:21

Track Rating: Soft 5, Weather: Fine, Rail Position: +1m Entire

Section	Overall	1000m	800m	600m	400m	200m
Section Times	1:12.40 [1] (0:14.01)	0:58.39 [7] (0:11.55)	0:46.84 [7] (0:11.63)	0:35.21 [7] (0:11.87)	0:23.34 [7] (0:11.65)	0:11.69 [4] (0:11.69)
Average Speed [km/h]	51.2	63.0	62.3	61.0	62.0	61.7
Top Speed [km/h]	65.6	64.3	63.5	62.5	63.3	62.4
Avg. Dist. to Rail [m]	6.4	3.0	1.8	1.3	0.7	1.0
Avg. Stride Freq. [Hz]	2.5	2.5	2.4	2.4	2.5	2.4
Avg. Stride Length [m]	5.8	7.2	7.1	7.0	6.9	7.0



- [] Ranking at each section and finish
- .-.- No data available at this section
- NA No data available



Horse/Jockey Name	Mishani Crown
Final Rank	2
Fastest Section Time (Section)	0:11.12 (1000m)
Top Speed [km/h] (Section)	68.5 (1000m)
Race State	Finished



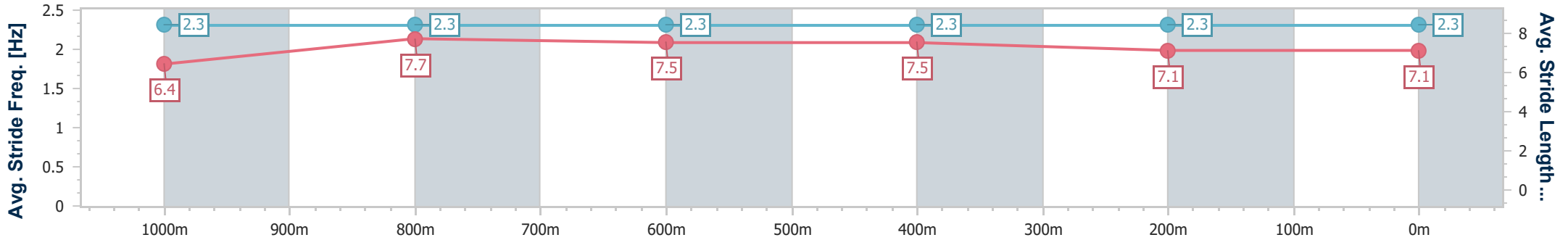
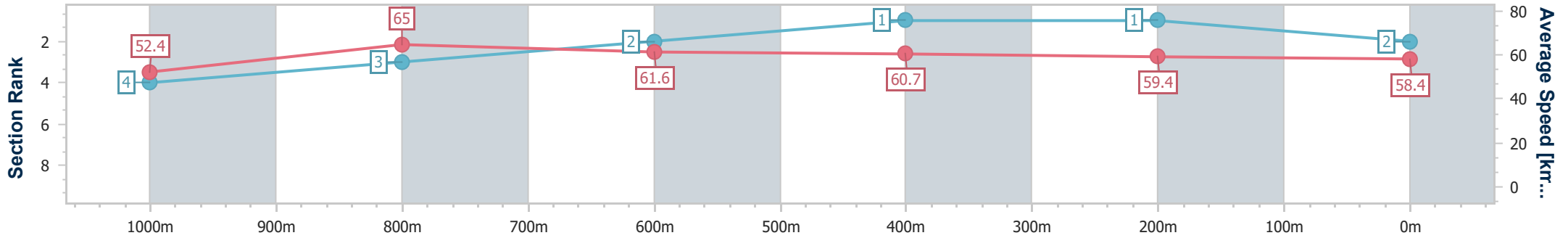
Toowoomba QLD Professional
 Race 7: HAPPY 21ST KAITLYN HUGHES QTIS Three-Year-Old
 BENCHMARK 58 Handicap - 1200m



23 November 2024 - 19:21

Track Rating: Soft 5, Weather: Fine, Rail Position: +1m Entire

Section	Overall	1000m	800m	600m	400m	200m
Section Times	1:12.65 [2] (0:13.71)	0:58.94 [4] (0:11.12)	0:47.82 [3] (0:11.65)	0:36.17 [2] (0:11.75)	0:24.42 [1] (0:12.07)	0:12.35 [1] (0:12.35)
Average Speed [km/h]	52.4	65.0	61.6	60.7	59.4	58.4
Top Speed [km/h]	67.4	68.5	63.1	62.1	60.8	59.7
Avg. Dist. to Rail [m]	5.7	2.0	1.3	1.6	0.8	1.7
Avg. Stride Freq. [Hz]	2.3	2.3	2.3	2.3	2.3	2.3
Avg. Stride Length [m]	6.4	7.7	7.5	7.5	7.1	7.1



- [] Ranking at each section and finish
- .-.- No data available at this section
- NA No data available



Horse/Jockey Name	Aquatier
Final Rank	3
Fastest Section Time (Section)	0:11.24 (1000m)
Top Speed [km/h] (Section)	66.3 (1000m)
Race State	Finished



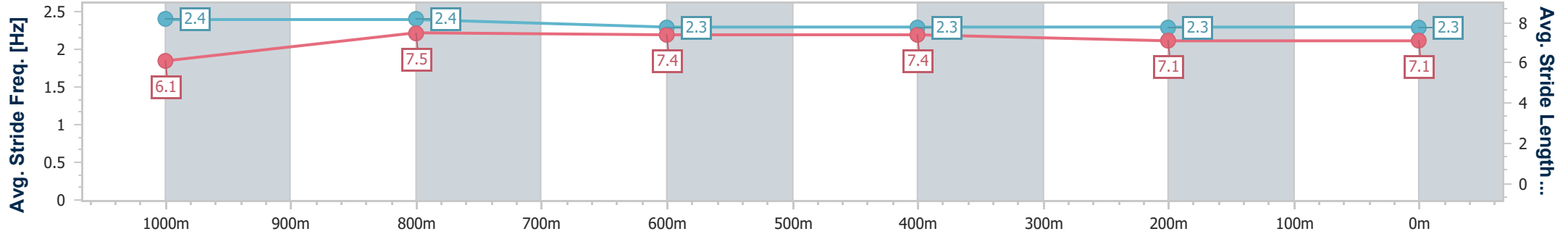
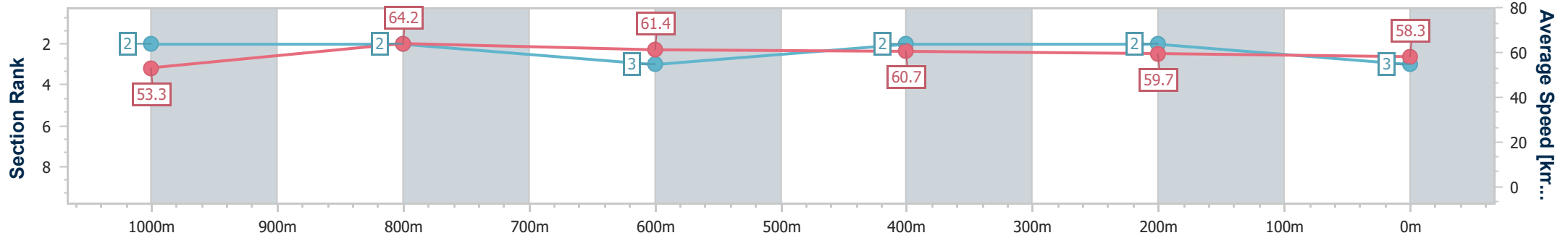
Toowoomba QLD Professional
 Race 7: HAPPY 21ST KAITLYN HUGHES QTIS Three-Year-Old
 BENCHMARK 58 Handicap - 1200m



23 November 2024 - 19:21

Track Rating: Soft 5, Weather: Fine, Rail Position: +1m Entire

Section	Overall	1000m	800m	600m	400m	200m
Section Times	1:12.69 [3] (0:13.57)	0:59.12 [2] (0:11.24)	0:47.88 [2] (0:11.69)	0:36.19 [3] (0:11.90)	0:24.29 [2] (0:12.02)	0:12.27 [2] (0:12.27)
Average Speed [km/h]	53.3	64.2	61.4	60.7	59.7	58.3
Top Speed [km/h]	63.6	66.3	64.3	62.2	60.7	60.6
Avg. Dist. to Rail [m]	3.3	0.5	0.5	0.7	0.8	2.4
Avg. Stride Freq. [Hz]	2.4	2.4	2.3	2.3	2.3	2.3
Avg. Stride Length [m]	6.1	7.5	7.4	7.4	7.1	7.1



- [] Ranking at each section and finish
- .-.- No data available at this section
- NA No data available



Horse/Jockey Name	Mishani Express
Final Rank	4
Fastest Section Time (Section)	0:11.49 (1000m)
Top Speed [km/h] (Section)	64.5 (Overall)
Race State	Finished



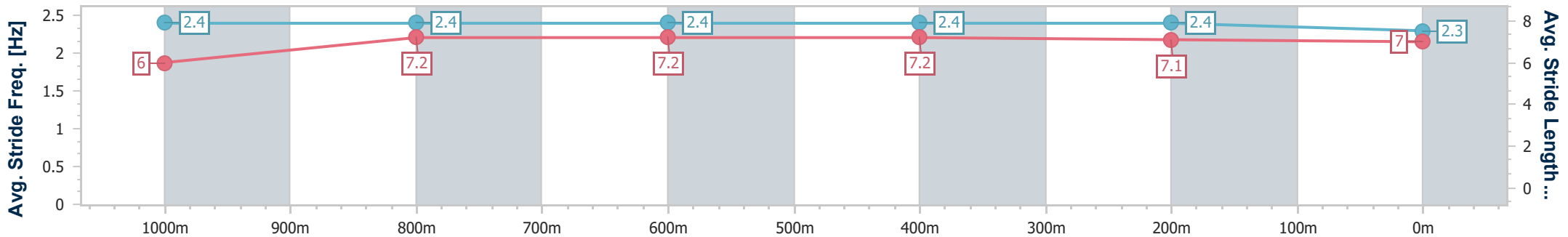
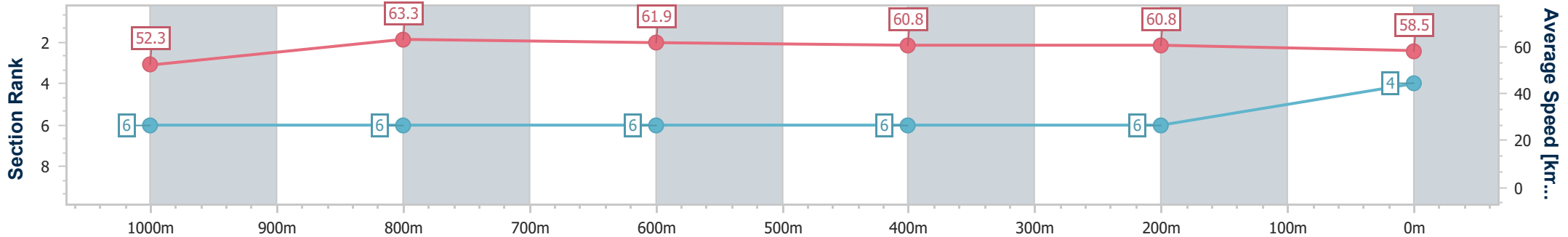
Toowoomba QLD Professional
Race 7: HAPPY 21ST KAITLYN HUGHES QTIS Three-Year-Old
BENCHMARK 58 Handicap - 1200m



23 November 2024 - 19:21

Track Rating: Soft 5, Weather: Fine, Rail Position: +1m Entire

Section	Overall	1000m	800m	600m	400m	200m
Section Times	1:13.08 [4] (0:13.80)	0:59.28 [6] (0:11.49)	0:47.79 [6] (0:11.71)	0:36.08 [6] (0:11.91)	0:24.17 [6] (0:11.88)	0:12.29 [6] (0:12.29)
Average Speed [km/h]	52.3	63.3	61.9	60.8	60.8	58.5
Top Speed [km/h]	64.5	64.5	63.2	63.0	62.0	60.9
Avg. Dist. to Rail [m]	8.6	3.5	2.0	1.4	1.0	4.4
Avg. Stride Freq. [Hz]	2.4	2.4	2.4	2.4	2.4	2.3
Avg. Stride Length [m]	6.0	7.2	7.2	7.2	7.1	7.0



- [] Ranking at each section and finish
- .-.- No data available at this section
- NA No data available



Horse/Jockey Name	Eagle's Fire
Final Rank	5
Fastest Section Time (Section)	0:11.19 (1000m)
Top Speed [km/h] (Section)	66.8 (1000m)
Race State	Finished



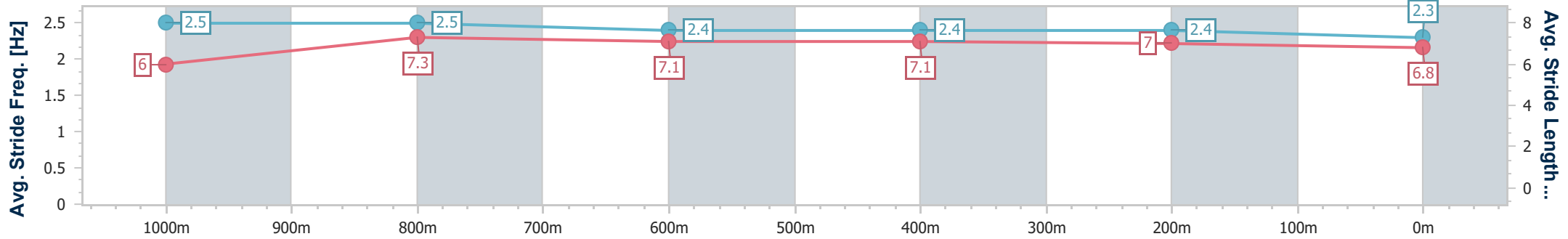
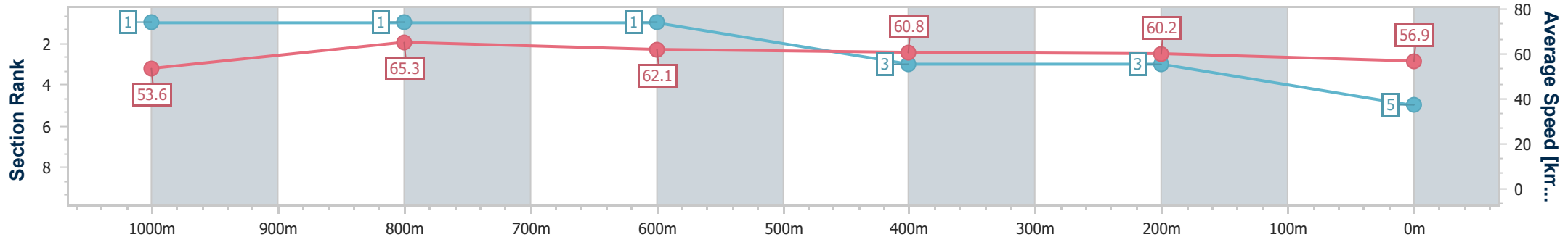
Toowoomba QLD Professional
 Race 7: HAPPY 21ST KAITLYN HUGHES QTIS Three-Year-Old
 BENCHMARK 58 Handicap - 1200m



23 November 2024 - 19:21

Track Rating: Soft 5, Weather: Fine, Rail Position: +1m Entire

Section	Overall	1000m	800m	600m	400m	200m
Section Times	1:13.09 [5] (0:13.52)	0:59.57 [1] (0:11.19)	0:48.38 [1] (0:11.72)	0:36.66 [1] (0:11.98)	0:24.68 [3] (0:12.08)	0:12.60 [3] (0:12.60)
Average Speed [km/h]	53.6	65.3	62.1	60.8	60.2	56.9
Top Speed [km/h]	63.2	66.8	65.6	62.8	61.2	60.8
Avg. Dist. to Rail [m]	7.8	3.1	3.1	2.4	2.6	5.8
Avg. Stride Freq. [Hz]	2.5	2.5	2.4	2.4	2.4	2.3
Avg. Stride Length [m]	6.0	7.3	7.1	7.1	7.0	6.8



- [] Ranking at each section and finish
- .-.- No data available at this section
- NA No data available



Horse/Jockey Name	Yes I'm Ugly
Final Rank	6
Fastest Section Time (Section)	0:11.34 (1000m)
Top Speed [km/h] (Section)	67.3 (Overall)
Race State	Finished



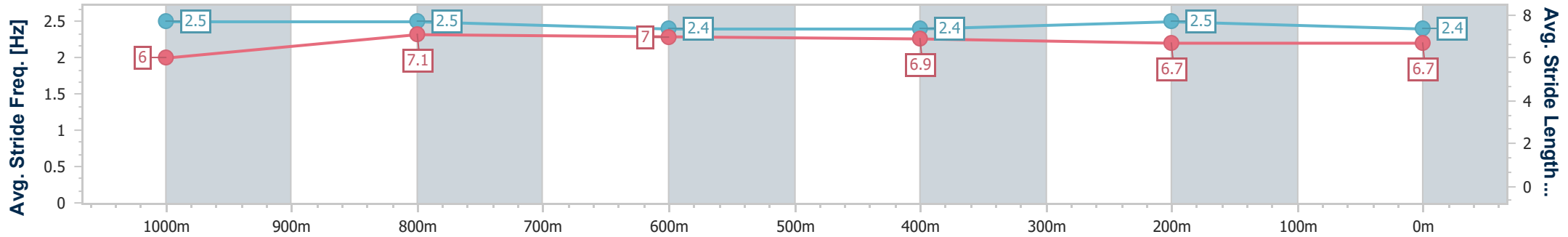
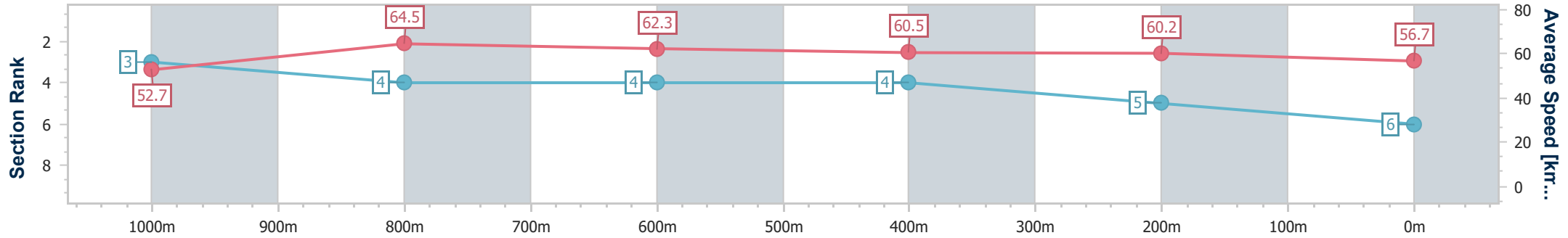
Toowoomba QLD Professional
 Race 7: HAPPY 21ST KAITLYN HUGHES QTIS Three-Year-Old
 BENCHMARK 58 Handicap - 1200m



23 November 2024 - 19:21

Track Rating: Soft 5, Weather: Fine, Rail Position: +1m Entire

Section	Overall	1000m	800m	600m	400m	200m
Section Times	1:13.45 [6] (0:13.69)	0:59.76 [3] (0:11.34)	0:48.42 [4] (0:11.66)	0:36.76 [4] (0:11.97)	0:24.79 [4] (0:12.06)	0:12.73 [5] (0:12.73)
Average Speed [km/h]	52.7	64.5	62.3	60.5	60.2	56.7
Top Speed [km/h]	67.3	66.7	63.1	61.9	61.4	59.7
Avg. Dist. to Rail [m]	5.5	3.7	2.7	1.6	2.8	4.2
Avg. Stride Freq. [Hz]	2.5	2.5	2.4	2.4	2.5	2.4
Avg. Stride Length [m]	6.0	7.1	7.0	6.9	6.7	6.7



- [] Ranking at each section and finish
- .-.-.- No data available at this section
- NA No data available



Horse/Jockey Name	Sunshinyday
Final Rank	7
Fastest Section Time (Section)	0:11.32 (1000m)
Top Speed [km/h] (Section)	66.0 (Overall)
Race State	Finished



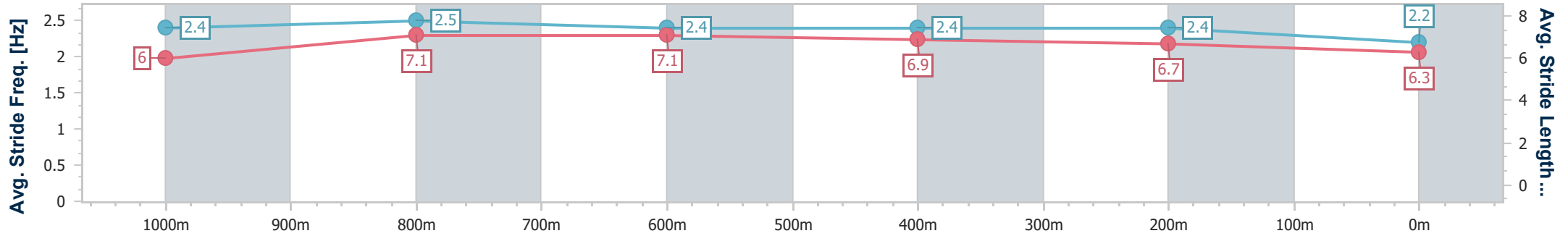
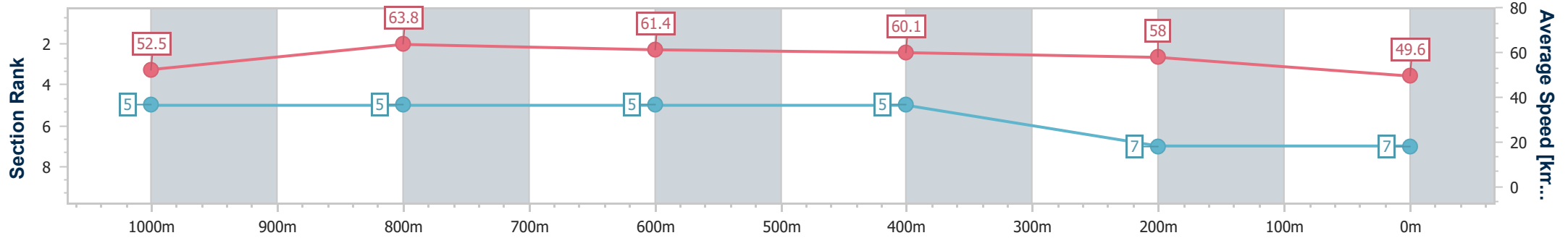
Toowoomba QLD Professional
Race 7: HAPPY 21ST KAITLYN HUGHES QTIS Three-Year-Old
BENCHMARK 58 Handicap - 1200m



23 November 2024 - 19:21

Track Rating: Soft 5, Weather: Fine, Rail Position: +1m Entire

Section	Overall	1000m	800m	600m	400m	200m
Section Times	1:15.64 [7] (0:13.72)	1:01.92 [5] (0:11.32)	0:50.60 [5] (0:11.77)	0:38.83 [5] (0:11.97)	0:26.86 [5] (0:12.39)	0:14.47 [7] (0:14.47)
Average Speed [km/h]	52.5	63.8	61.4	60.1	58.0	49.6
Top Speed [km/h]	66.0	66.0	62.5	61.1	59.1	57.3
Avg. Dist. to Rail [m]	2.9	1.6	1.1	0.6	1.5	2.1
Avg. Stride Freq. [Hz]	2.4	2.5	2.4	2.4	2.4	2.2
Avg. Stride Length [m]	6.0	7.1	7.1	6.9	6.7	6.3



- [] Ranking at each section and finish
- .-.- No data available at this section
- NA No data available