



Toowoomba QLD Professional

Race 8: JACK HUGHES IS FINALLY 18 Class 1 Plate - 2000m

23 November 2024 - 20:01



Track Rating: Soft 5, Weather: Fine, Rail Position: +1m Entire

Section		Overall	1800m	1600m	1400m	1200m	1000m	800m	Last 600m				
Field Times		2:05.91 (0:14.60)	1:51.31 (0:11.21)	1:40.10 (0:11.07)	1:29.03 (0:11.78)	1:17.25 (0:12.61)	1:04.64 (0:13.39)	0:51.25 (0:12.72)	0:38.53				
Rank	TAB Horse/Jockey	Barrier	Top Speed [km/h]	Fastest Section	Distance Travelled [m]								
1	10 SILVER GODDESS Anthony Allen	4	63.9 1600m	0:11.37 1600m	2:05.91 [1] (0:15.02)	1:50.89 [5] (0:11.44)	1:39.45 [5] (0:11.37)	1:28.08 [5] (0:11.92)	1:16.16 [5] (0:12.34)	1:03.82 [5] (0:13.01)	0:50.81 [4] (0:12.28)	0:38.53	
2	2 FORT DENISON Georgina Cartwright	5	65.7 1600m	0:11.29 1600m	2:07.08 [2] (0:15.30)	1:51.78 [7] (0:11.65)	1:40.13 [8] (0:11.29)	1:28.84 [7] (0:11.78)	1:17.06 [7] (0:12.34)	1:04.72 [7] (0:12.94)	0:51.78 [6] (0:12.53)	0:39.25	+5
3	7 ADELAIDE'S LACE Montanna Savva	6	65.7 1800m	0:11.10 1600m	2:07.58 [3] (0:14.76)	1:52.82 [3] (0:11.14)	1:41.68 [2] (0:11.10)	1:30.58 [2] (0:11.90)	1:18.68 [2] (0:12.79)	1:05.89 [2] (0:13.33)	0:52.56 [3] (0:12.83)	0:39.73	-2
4	5 LUMIERE Karl Zechner	7	64.2 1800m	0:11.33 1800m	2:07.71 [4] (0:14.95)	1:52.76 [4] (0:11.33)	1:41.43 [4] (0:11.42)	1:30.01 [4] (0:11.84)	1:18.17 [4] (0:12.26)	1:05.91 [3] (0:13.10)	0:52.81 [2] (0:12.64)	0:40.17	-1
5	8 DESHORENTE Justin Stanley	1	65.2 1600m	0:11.07 1600m	2:08.23 [5] (0:14.60)	1:53.63 [1] (0:11.21)	1:42.42 [1] (0:11.07)	1:31.35 [1] (0:11.78)	1:19.57 [1] (0:12.61)	1:06.96 [1] (0:13.39)	0:53.57 [1] (0:12.91)	0:40.66	-5
6	3 GIRRAMAY Damien Boutet	9	63.5 1400m	0:11.41 1800m	2:08.38 [6] (0:15.58)	1:52.80 [9] (0:11.41)	1:41.39 [9] (0:11.52)	1:29.87 [9] (0:11.78)	1:18.09 [8] (0:12.31)	1:05.78 [8] (0:12.92)	0:52.86 [8] (0:12.68)	0:40.18	+1
7	6 WHYTEEPEE Jake Molloy	2	64.8 1600m	0:11.36 1600m	2:08.70 [7] (0:15.18)	1:53.52 [6] (0:11.43)	1:42.09 [6] (0:11.36)	1:30.73 [6] (0:11.94)	1:18.79 [6] (0:12.32)	1:06.47 [6] (0:13.14)	0:53.33 [7] (0:12.86)	0:40.47	-2
8	4 GOIN' SKITZ Darren Evans	3	64.6 1800m	0:11.25 1800m	2:09.31 [8] (0:14.65)	1:54.66 [2] (0:11.25)	1:43.41 [3] (0:11.65)	1:31.76 [3] (0:11.96)	1:19.80 [3] (0:12.34)	1:07.46 [4] (0:13.29)	0:54.17 [5] (0:12.90)	0:41.27	-1
9	1 CONQUISTADORES Les Tilley	8	64.1 1600m	0:11.50 1800m	2:13.13 [9] (0:15.38)	1:57.75 [8] (0:11.50)	1:46.25 [7] (0:11.57)	1:34.68 [8] (0:11.98)	1:22.70 [9] (0:12.18)	1:10.52 [9] (0:13.12)	0:57.40 [9] (0:12.85)	0:44.55	+1

Scratched: Good Life Diva (#9)

[] Ranking at each section and finish
 -:-:- No data available at this section
 NA No data available

SCN Saddle cloth number
 DNF Did not finish
 DNT Did not track



Toowoomba QLD Professional

Race 8: JACK HUGHES IS FINALLY 18 Class 1 Plate - 2000m

23 November 2024 - 20:01



Track Rating: Soft 5, Weather: Fine, Rail Position: +1m Entire

Section					600m	400m	200m				Last 600m
Field Times					0:38.53 (0:12.58)	0:25.95 (0:12.78)	0:13.17 (0:13.17)				0:38.53
Rank	TAB	Horse/Jockey	Barrier	Top Speed [km/h]	Fastest Section	Margin			Distance Travelled [m]		
1	10	SILVER GODDESS Anthony Allen	4	63.9 1600m	0:11.37 1600m	0:38.53 [1] (0:12.58)	0:25.95 [1] (0:12.78)	0:13.17 [1] (0:13.17)	2:05.91		0:38.53
2	2	FORT DENISON Georgina Cartwright	5	65.7 1600m	0:11.29 1600m	0:39.25 [4] (0:12.73)	0:26.52 [3] (0:13.40)	0:13.12 [3] (0:13.12)	6.8L		0:39.25 +5
3	7	ADELAIDE'S LACE Montanna Savva	6	65.7 1800m	0:11.10 1600m	0:39.73 [5] (0:12.97)	0:26.76 [5] (0:13.34)	0:13.42 [4] (0:13.42)	9.6L		0:39.73 -2
4	5	LUMIERE Karl Zechner	7	64.2 1800m	0:11.33 1800m	0:40.17 [2] (0:12.72)	0:27.45 [2] (0:13.28)	0:14.17 [2] (0:14.17)	10.4L		0:40.17 -1
5	8	DESHORENTE Justin Stanley	1	65.2 1600m	0:11.07 1600m	0:40.66 [3] (0:13.07)	0:27.59 [4] (0:13.53)	0:14.06 [5] (0:14.06)	13.4L		0:40.66 -5
6	3	GIRRAMAY Damien Boutet	9	63.5 1400m	0:11.41 1800m	0:40.18 [7] (0:12.91)	0:27.27 [6] (0:13.46)	0:13.81 [6] (0:13.81)	14.2L		0:40.18 +1
7	6	WHYTEEPEE Jake Molloy	2	64.8 1600m	0:11.36 1600m	0:40.47 [8] (0:13.22)	0:27.25 [8] (0:13.34)	0:13.91 [7] (0:13.91)	16L		0:40.47 -2
8	4	GOIN' SKITZ Darren Evans	3	64.6 1800m	0:11.25 1800m	0:41.27 [6] (0:13.27)	0:28.00 [7] (0:13.66)	0:14.34 [8] (0:14.34)	19.5L		0:41.27 -1
9	1	CONQUISTADORES Les Tilley	8	64.1 1600m	0:11.50 1800m	0:44.55 [9] (0:13.26)	0:31.29 [9] (0:14.17)	0:17.12 [9] (0:17.12)	41.8L		0:44.55 +1

Scratched: Good Life Diva (#9)

[] Ranking at each section and finish
 -:-:- No data available at this section
 NA No data available

SCN Saddle cloth number
 DNF Did not finish
 DNT Did not track



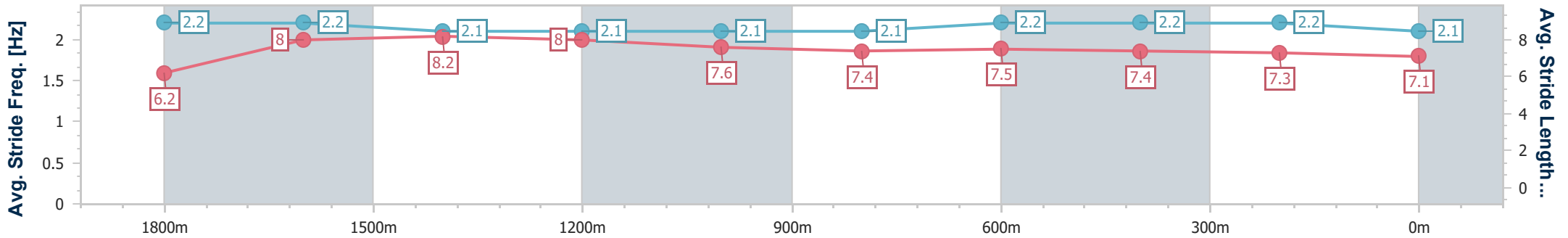
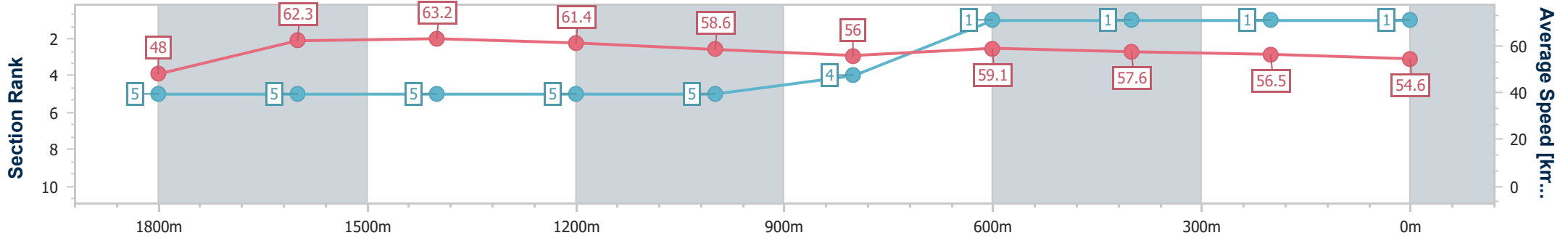
Horse/Jockey Name	Silver Goddess
Final Rank	1
Fastest Section Time (Section)	0:11.37 (1600m)
Top Speed [km/h] (Section)	63.9 (1600m)
Race State	Finished



Toowoomba QLD Professional
 Race 8: JACK HUGHES IS FINALLY 18 Class 1 Plate - 2000m
 23 November 2024 - 20:01
 Track Rating: Soft 5, Weather: Fine, Rail Position: +1m Entire



Section	Overall	1800m	1600m	1400m	1200m	1000m	800m	600m	400m	200m
Section Times	2:05.91 [1] (0:15.02)	1:50.89 [5] (0:11.44)	1:39.45 [5] (0:11.37)	1:28.08 [5] (0:11.92)	1:16.16 [5] (0:12.34)	1:03.82 [5] (0:13.01)	0:50.81 [4] (0:12.28)	0:38.53 [1] (0:12.58)	0:25.95 [1] (0:12.78)	0:13.17 [1] (0:13.17)
Average Speed [km/h]	48.0	62.3	63.2	61.4	58.6	56.0	59.1	57.6	56.5	54.6
Top Speed [km/h]	62.2	63.6	63.9	63.3	60.3	57.4	60.4	58.8	57.3	55.7
Avg. Dist. to Rail [m]	1.6	1.9	0.8	2.6	3.6	3.1	2.8	1.2	0.4	1.0
Avg. Stride Freq. [Hz]	2.2	2.2	2.1	2.1	2.1	2.1	2.2	2.2	2.2	2.1
Avg. Stride Length [m]	6.2	8.0	8.2	8.0	7.6	7.4	7.5	7.4	7.3	7.1



- [] Ranking at each section and finish
- .-.- No data available at this section
- NA No data available



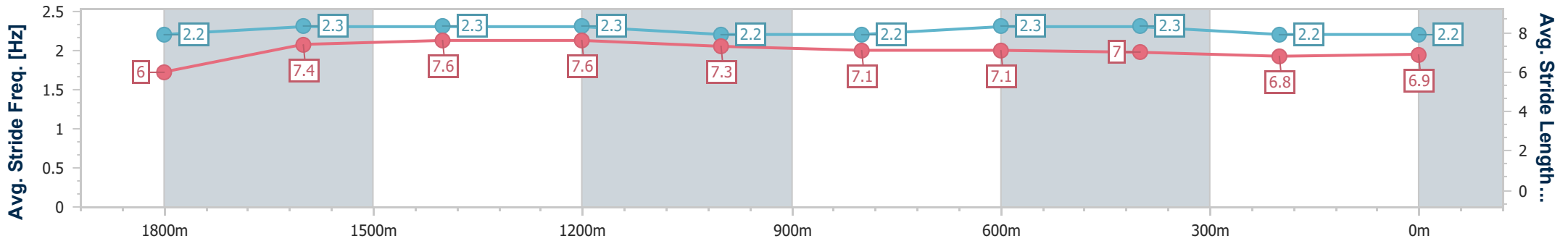
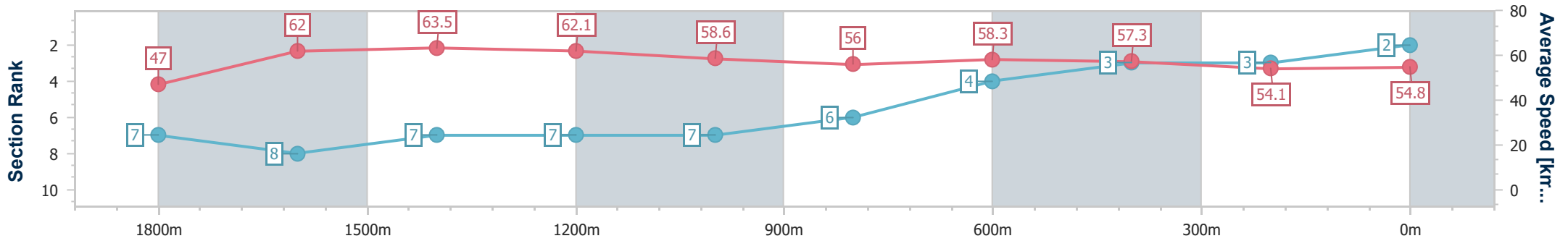
Horse/Jockey Name	Fort Denison
Final Rank	2
Fastest Section Time (Section)	0:11.29 (1600m)
Top Speed [km/h] (Section)	65.7 (1600m)
Race State	Finished



Toowoomba QLD Professional
 Race 8: JACK HUGHES IS FINALLY 18 Class 1 Plate - 2000m
 23 November 2024 - 20:01
 Track Rating: Soft 5, Weather: Fine, Rail Position: +1m Entire



Section	Overall	1800m	1600m	1400m	1200m	1000m	800m	600m	400m	200m
Section Times	2:07.08 [2] (0:15.30)	1:51.78 [7] (0:11.65)	1:40.13 [8] (0:11.29)	1:28.84 [7] (0:11.78)	1:17.06 [7] (0:12.34)	1:04.72 [7] (0:12.94)	0:51.78 [6] (0:12.53)	0:39.25 [4] (0:12.73)	0:26.52 [3] (0:13.40)	0:13.12 [3] (0:13.12)
Average Speed [km/h]	47.0	62.0	63.5	62.1	58.6	56.0	58.3	57.3	54.1	54.8
Top Speed [km/h]	61.2	62.7	65.7	65.4	61.2	56.9	59.9	59.0	55.6	55.9
Avg. Dist. to Rail [m]	5.5	0.9	0.7	2.6	3.9	2.9	3.6	2.9	1.6	0.8
Avg. Stride Freq. [Hz]	2.2	2.3	2.3	2.3	2.2	2.2	2.3	2.3	2.2	2.2
Avg. Stride Length [m]	6.0	7.4	7.6	7.6	7.3	7.1	7.1	7.0	6.8	6.9



- [] Ranking at each section and finish
- .-.- No data available at this section
- NA No data available



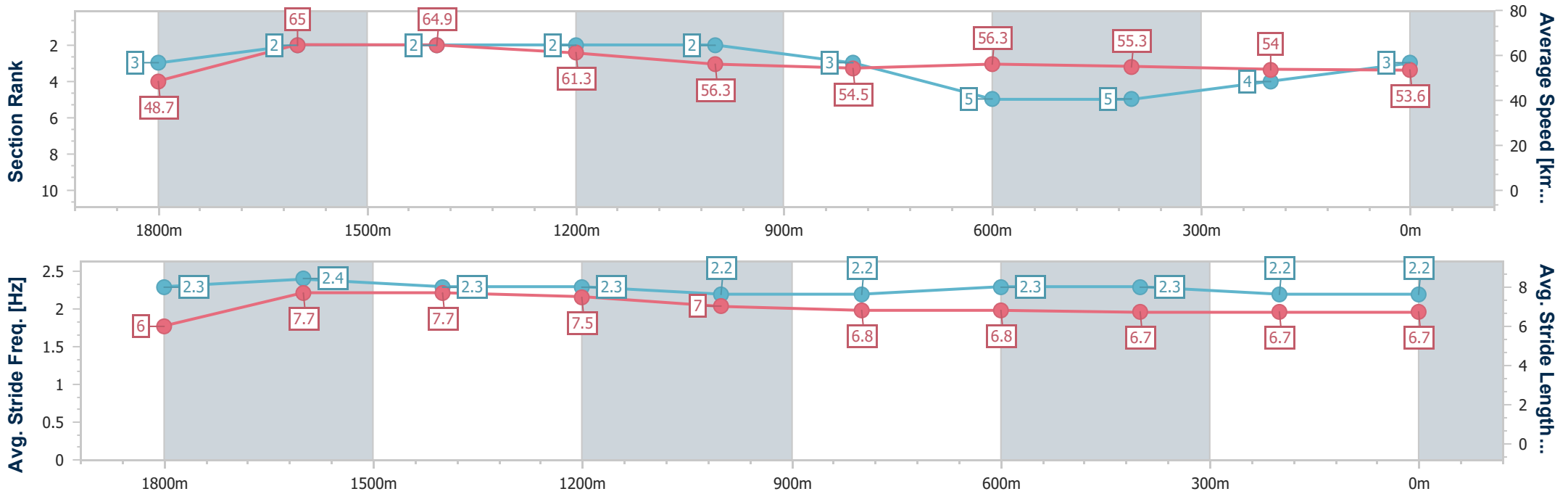
Horse/Jockey Name	Adelaide's Lace
Final Rank	3
Fastest Section Time (Section)	0:11.10 (1600m)
Top Speed [km/h] (Section)	65.7 (1800m)
Race State	Finished



Toowoomba QLD Professional
 Race 8: JACK HUGHES IS FINALLY 18 Class 1 Plate - 2000m
 23 November 2024 - 20:01
 Track Rating: Soft 5, Weather: Fine, Rail Position: +1m Entire



Section	Overall	1800m	1600m	1400m	1200m	1000m	800m	600m	400m	200m
Section Times	2:07.58 [3] (0:14.76)	1:52.82 [3] (0:11.14)	1:41.68 [2] (0:11.10)	1:30.58 [2] (0:11.90)	1:18.68 [2] (0:12.79)	1:05.89 [2] (0:13.33)	0:52.56 [3] (0:12.83)	0:39.73 [5] (0:12.97)	0:26.76 [5] (0:13.34)	0:13.42 [4] (0:13.42)
Average Speed [km/h]	48.7	65.0	64.9	61.3	56.3	54.5	56.3	55.3	54.0	53.6
Top Speed [km/h]	64.1	65.7	65.7	63.9	58.4	55.7	58.0	56.6	54.9	54.7
Avg. Dist. to Rail [m]	3.4	0.5	1.3	2.0	2.3	2.5	1.1	0.8	1.1	1.8
Avg. Stride Freq. [Hz]	2.3	2.4	2.3	2.3	2.2	2.2	2.3	2.3	2.2	2.2
Avg. Stride Length [m]	6.0	7.7	7.7	7.5	7.0	6.8	6.8	6.7	6.7	6.7



- [] Ranking at each section and finish
- .-.- No data available at this section
- NA No data available



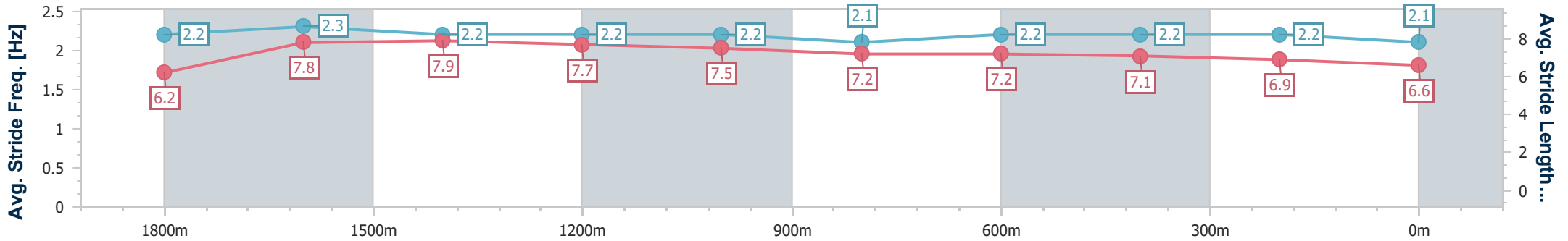
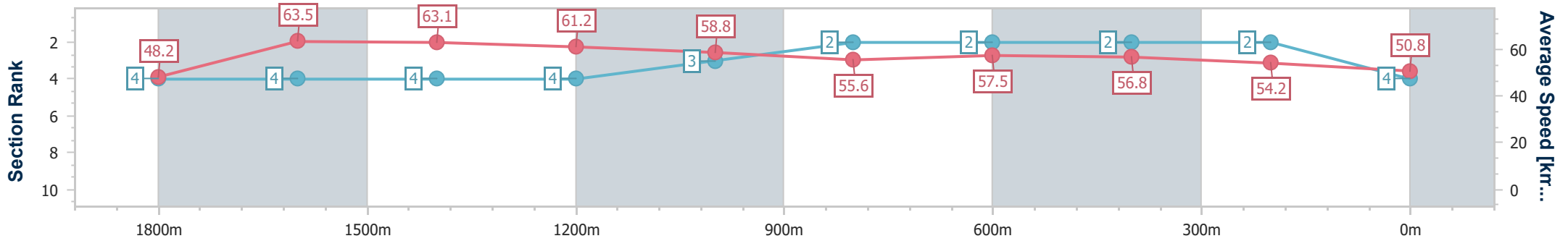
Horse/Jockey Name	Lumiere
Final Rank	4
Fastest Section Time (Section)	0:11.33 (1800m)
Top Speed [km/h] (Section)	64.2 (1800m)
Race State	Finished



Toowoomba QLD Professional
 Race 8: JACK HUGHES IS FINALLY 18 Class 1 Plate - 2000m
 23 November 2024 - 20:01
 Track Rating: Soft 5, Weather: Fine, Rail Position: +1m Entire



Section	Overall	1800m	1600m	1400m	1200m	1000m	800m	600m	400m	200m
Section Times	2:07.71 [4] (0:14.95)	1:52.76 [4] (0:11.33)	1:41.43 [4] (0:11.42)	1:30.01 [4] (0:11.84)	1:18.17 [4] (0:12.26)	1:05.91 [3] (0:13.10)	0:52.81 [2] (0:12.64)	0:40.17 [2] (0:12.72)	0:27.45 [2] (0:13.28)	0:14.17 [2] (0:14.17)
Average Speed [km/h]	48.2	63.5	63.1	61.2	58.8	55.6	57.5	56.8	54.2	50.8
Top Speed [km/h]	63.2	64.2	64.2	63.1	59.9	57.3	59.4	57.8	56.2	51.5
Avg. Dist. to Rail [m]	3.4	0.5	0.4	1.3	2.7	2.8	2.8	1.2	0.4	1.3
Avg. Stride Freq. [Hz]	2.2	2.3	2.2	2.2	2.2	2.1	2.2	2.2	2.2	2.1
Avg. Stride Length [m]	6.2	7.8	7.9	7.7	7.5	7.2	7.2	7.1	6.9	6.6



- [] Ranking at each section and finish
- .-.- No data available at this section
- NA No data available



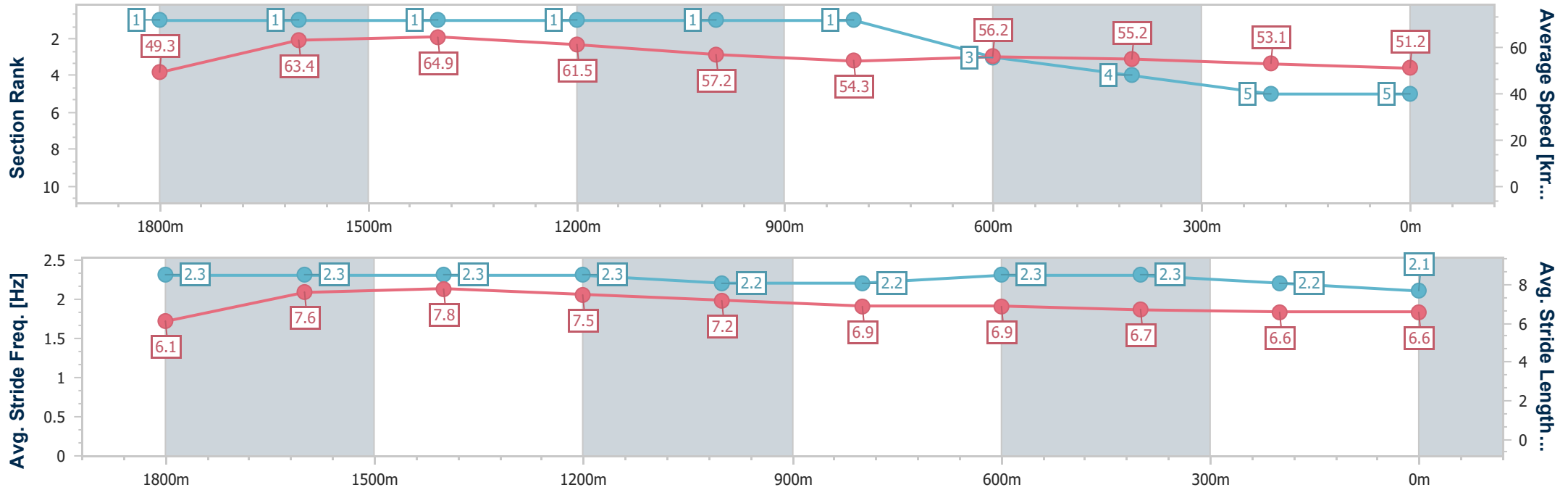
Horse/Jockey Name	Deshorente
Final Rank	5
Fastest Section Time (Section)	0:11.07 (1600m)
Top Speed [km/h] (Section)	65.2 (1600m)
Race State	Finished



Toowoomba QLD Professional
 Race 8: JACK HUGHES IS FINALLY 18 Class 1 Plate - 2000m
 23 November 2024 - 20:01
 Track Rating: Soft 5, Weather: Fine, Rail Position: +1m Entire



Section	Overall	1800m	1600m	1400m	1200m	1000m	800m	600m	400m	200m
Section Times	2:08.23 [5] (0:14.60)	1:53.63 [1] (0:11.21)	1:42.42 [1] (0:11.07)	1:31.35 [1] (0:11.78)	1:19.57 [1] (0:12.61)	1:06.96 [1] (0:13.39)	0:53.57 [1] (0:12.91)	0:40.66 [3] (0:13.07)	0:27.59 [4] (0:13.53)	0:14.06 [5] (0:14.06)
Average Speed [km/h]	49.3	63.4	64.9	61.5	57.2	54.3	56.2	55.2	53.1	51.2
Top Speed [km/h]	63.7	64.4	65.2	64.4	59.4	54.8	57.3	57.1	54.4	52.6
Avg. Dist. to Rail [m]	1.5	2.0	0.7	1.2	2.4	2.5	2.0	0.6	0.3	0.4
Avg. Stride Freq. [Hz]	2.3	2.3	2.3	2.3	2.2	2.2	2.3	2.3	2.2	2.1
Avg. Stride Length [m]	6.1	7.6	7.8	7.5	7.2	6.9	6.9	6.7	6.6	6.6



- [] Ranking at each section and finish
- .-.- No data available at this section
- NA No data available



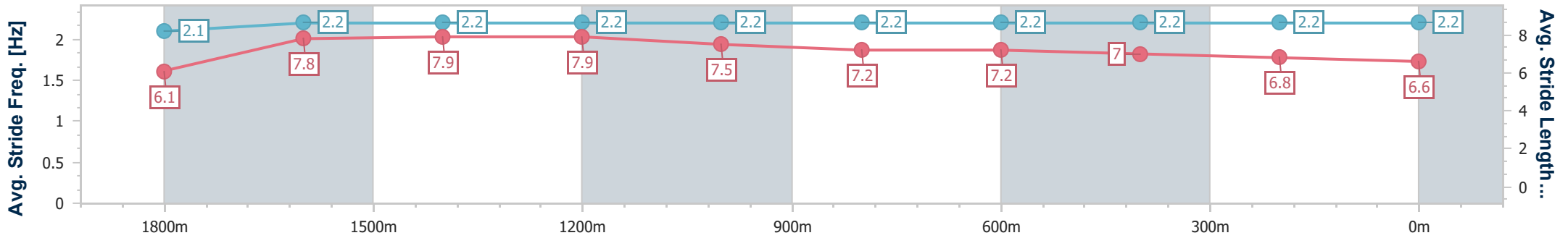
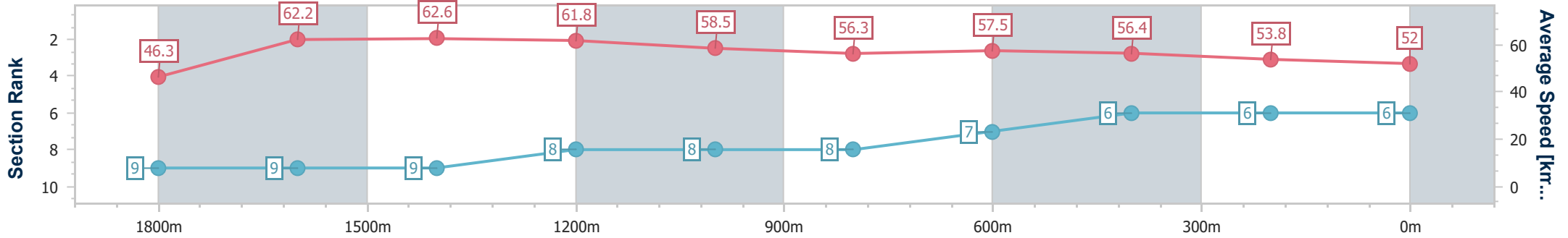
Horse/Jockey Name	Girramay
Final Rank	6
Fastest Section Time (Section)	0:11.41 (1800m)
Top Speed [km/h] (Section)	63.5 (1400m)
Race State	Finished



Toowoomba QLD Professional
 Race 8: JACK HUGHES IS FINALLY 18 Class 1 Plate - 2000m
 23 November 2024 - 20:01
 Track Rating: Soft 5, Weather: Fine, Rail Position: +1m Entire



Section	Overall	1800m	1600m	1400m	1200m	1000m	800m	600m	400m	200m
Section Times	2:08.38 [6] (0:15.58)	1:52.80 [9] (0:11.41)	1:41.39 [9] (0:11.52)	1:29.87 [9] (0:11.78)	1:18.09 [8] (0:12.31)	1:05.78 [8] (0:12.92)	0:52.86 [8] (0:12.68)	0:40.18 [7] (0:12.91)	0:27.27 [6] (0:13.46)	0:13.81 [6] (0:13.81)
Average Speed [km/h]	46.3	62.2	62.6	61.8	58.5	56.3	57.5	56.4	53.8	52.0
Top Speed [km/h]	62.8	62.9	63.4	63.5	60.9	56.7	58.7	58.7	55.3	53.2
Avg. Dist. to Rail [m]	3.8	2.3	0.8	1.9	2.9	2.0	3.5	2.7	2.0	0.8
Avg. Stride Freq. [Hz]	2.1	2.2	2.2	2.2	2.2	2.2	2.2	2.2	2.2	2.2
Avg. Stride Length [m]	6.1	7.8	7.9	7.9	7.5	7.2	7.2	7.0	6.8	6.6



- [] Ranking at each section and finish
- .-.- No data available at this section
- NA No data available



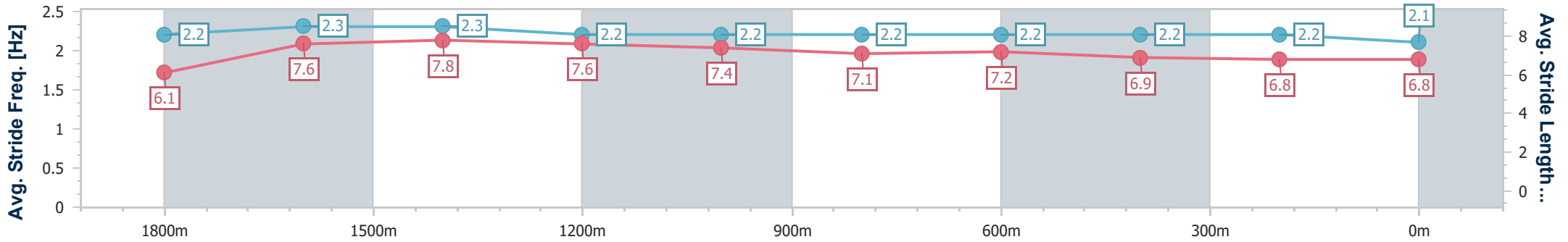
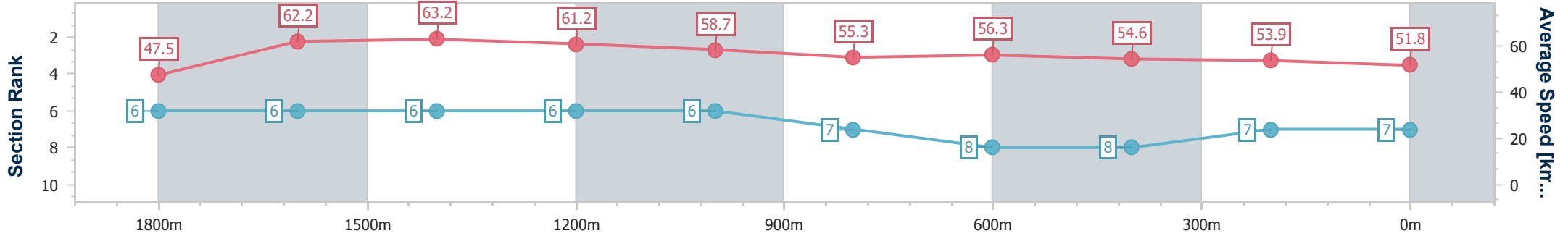
Horse/Jockey Name	Whyteepee
Final Rank	7
Fastest Section Time (Section)	0:11.36 (1600m)
Top Speed [km/h] (Section)	64.8 (1600m)
Race State	Finished



Toowoomba QLD Professional
 Race 8: JACK HUGHES IS FINALLY 18 Class 1 Plate - 2000m
 23 November 2024 - 20:01
 Track Rating: Soft 5, Weather: Fine, Rail Position: +1m Entire



Section	Overall	1800m	1600m	1400m	1200m	1000m	800m	600m	400m	200m
Section Times	2:08.70 [7] (0:15.18)	1:53.52 [6] (0:11.43)	1:42.09 [6] (0:11.36)	1:30.73 [6] (0:11.94)	1:18.79 [6] (0:12.32)	1:06.47 [6] (0:13.14)	0:53.33 [7] (0:12.86)	0:40.47 [8] (0:13.22)	0:27.25 [8] (0:13.34)	0:13.91 [7] (0:13.91)
Average Speed [km/h]	47.5	62.2	63.2	61.2	58.7	55.3	56.3	54.6	53.9	51.8
Top Speed [km/h]	62.9	62.9	64.8	63.4	60.9	56.8	58.5	57.5	54.3	53.5
Avg. Dist. to Rail [m]	1.7	2.4	1.0	2.9	3.2	2.5	1.3	1.0	0.5	0.6
Avg. Stride Freq. [Hz]	2.2	2.3	2.3	2.2	2.2	2.2	2.2	2.2	2.2	2.1
Avg. Stride Length [m]	6.1	7.6	7.8	7.6	7.4	7.1	7.2	6.9	6.8	6.8



- [] Ranking at each section and finish
- .-.- No data available at this section
- NA No data available



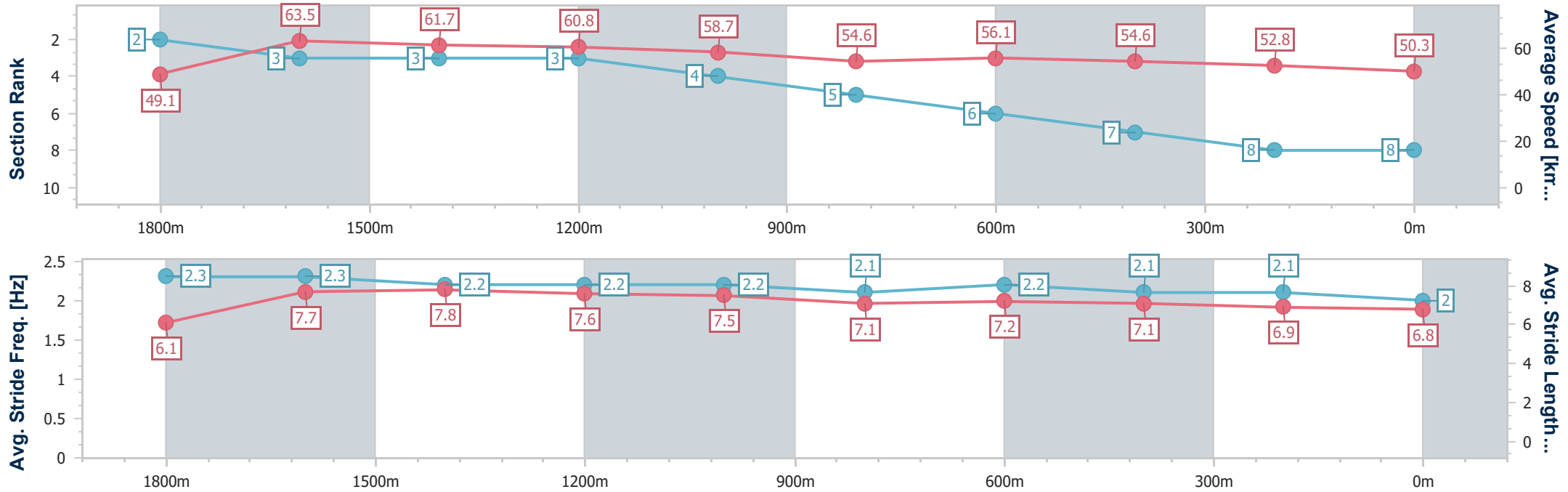
Horse/Jockey Name	Goin' Skitz
Final Rank	8
Fastest Section Time (Section)	0:11.25 (1800m)
Top Speed [km/h] (Section)	64.6 (1800m)
Race State	Finished



Toowoomba QLD Professional
 Race 8: JACK HUGHES IS FINALLY 18 Class 1 Plate - 2000m
 23 November 2024 - 20:01
 Track Rating: Soft 5, Weather: Fine, Rail Position: +1m Entire



Section	Overall	1800m	1600m	1400m	1200m	1000m	800m	600m	400m	200m
Section Times	2:09.31 [8] (0:14.65)	1:54.66 [2] (0:11.25)	1:43.41 [3] (0:11.65)	1:31.76 [3] (0:11.96)	1:19.80 [3] (0:12.34)	1:07.46 [4] (0:13.29)	0:54.17 [5] (0:12.90)	0:41.27 [6] (0:13.27)	0:28.00 [7] (0:13.66)	0:14.34 [8] (0:14.34)
Average Speed [km/h]	49.1	63.5	61.7	60.8	58.7	54.6	56.1	54.6	52.8	50.3
Top Speed [km/h]	64.5	64.6	63.2	61.7	60.6	56.4	57.5	57.0	53.6	52.7
Avg. Dist. to Rail [m]	1.6	1.9	0.7	2.0	2.9	2.6	2.0	1.1	1.1	0.7
Avg. Stride Freq. [Hz]	2.3	2.3	2.2	2.2	2.2	2.1	2.2	2.1	2.1	2.0
Avg. Stride Length [m]	6.1	7.7	7.8	7.6	7.5	7.1	7.2	7.1	6.9	6.8



- [] Ranking at each section and finish
- .-.- No data available at this section
- NA No data available



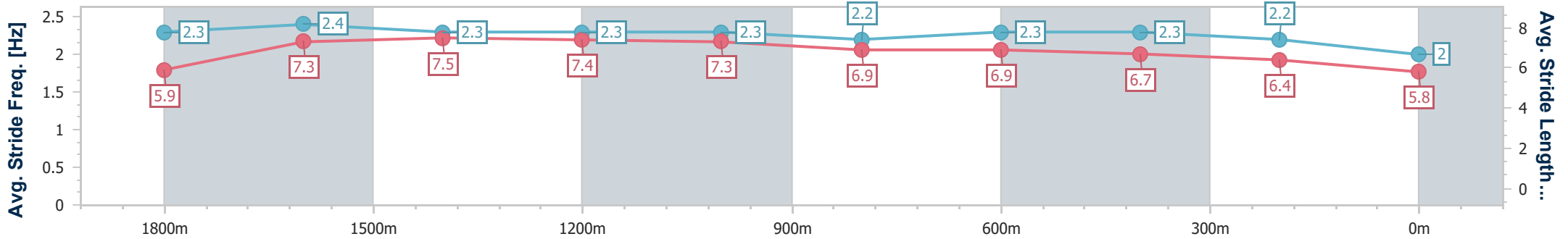
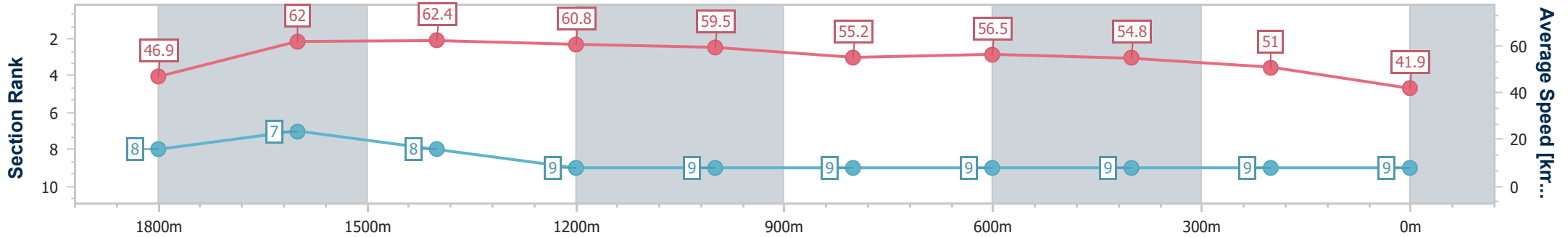
Horse/Jockey Name	Conquistadores
Final Rank	9
Fastest Section Time (Section)	0:11.50 (1800m)
Top Speed [km/h] (Section)	64.1 (1600m)
Race State	Finished



Toowoomba QLD Professional
 Race 8: JACK HUGHES IS FINALLY 18 Class 1 Plate - 2000m
 23 November 2024 - 20:01
 Track Rating: Soft 5, Weather: Fine, Rail Position: +1m Entire



Section	Overall	1800m	1600m	1400m	1200m	1000m	800m	600m	400m	200m
Section Times	2:13.13 [9] (0:15.38)	1:57.75 [8] (0:11.50)	1:46.25 [7] (0:11.57)	1:34.68 [8] (0:11.98)	1:22.70 [9] (0:12.18)	1:10.52 [9] (0:13.12)	0:57.40 [9] (0:12.85)	0:44.55 [9] (0:13.26)	0:31.29 [9] (0:14.17)	0:17.12 [9] (0:17.12)
Average Speed [km/h]	46.9	62.0	62.4	60.8	59.5	55.2	56.5	54.8	51.0	41.9
Top Speed [km/h]	62.5	63.1	64.1	63.8	61.8	57.4	57.6	57.5	53.4	47.2
Avg. Dist. to Rail [m]	4.3	2.2	0.9	2.5	3.6	1.9	2.5	1.8	1.8	1.8
Avg. Stride Freq. [Hz]	2.3	2.4	2.3	2.3	2.3	2.2	2.3	2.3	2.2	2.0
Avg. Stride Length [m]	5.9	7.3	7.5	7.4	7.3	6.9	6.9	6.7	6.4	5.8



- [] Ranking at each section and finish
- .-.- No data available at this section
- NA No data available