



Sunshine Coast Poly Track QLD Professional
Race 1: BASIC BUILDING PRODUCTS BM65 Handicap - 1100m
24 November 2024 - 12:49



Track Rating: Synthetic, Weather: Fine, Rail Position: True

Section		Overall	1000m	800m	600m	400m	200m	Last 600m					
Field Times		1:03.65 (0:08.00)	0:55.65 (0:10.57)	0:45.08 (0:11.02)	0:34.06 (0:11.48)	0:22.58 (0:11.14)	0:11.44 (0:11.44)	0:34.06					
Rank	TAB Horse/Jockey	Barrier	Top Speed [km/h]	Fastest Section							Margin	Distance Travelled [m]	
1	7 PINK CASHMERE Kyle Wilson-Taylor	7	68.1 1000m	0:08.09 Overall	1:03.65 [1] (0:08.09)	0:55.56 [3] (0:10.79)	0:44.77 [3] (0:11.11)	0:33.66 [3] (0:11.25)	0:22.41 [3] (0:10.97)	0:11.44 [1] (0:11.44)	1:03.65	0:33.66	
2	8 PLATINUM LIES Cejay Graham	6	69.3 1000m	0:08.00 Overall	1:04.43 [2] (0:08.00)	0:56.43 [1] (0:10.61)	0:45.82 [2] (0:10.98)	0:34.84 [1] (0:11.53)	0:23.31 [2] (0:11.32)	0:11.99 [2] (0:11.99)	4.5L	0:34.84	+0
3	2 MIO SORRENTO Damien Thornton	5	66.1 1000m	0:08.37 Overall	1:04.75 [3] (0:08.37)	0:56.38 [5] (0:11.18)	0:45.20 [6] (0:11.20)	0:34.00 [6] (0:11.11)	0:22.89 [6] (0:11.16)	0:11.73 [4] (0:11.73)	6.3L	0:34.00	+1
4	1 RUSTIC BOOM Shania Willis	8	70.0 1000m	0:08.02 Overall	1:05.03 [4] (0:08.02)	0:57.01 [2] (0:10.55)	0:46.46 [1] (0:11.20)	0:35.26 [2] (0:11.30)	0:23.96 [1] (0:11.46)	0:12.50 [3] (0:12.50)	7.8L	0:35.26	+0
5	5 SILLY SALMON Nathan Thomas	1	67.2 800m	0:08.41 Overall	1:05.69 [5] (0:08.41)	0:57.28 [6] (0:11.03)	0:46.25 [5] (0:10.99)	0:35.26 [4] (0:11.20)	0:24.06 [4] (0:11.49)	0:12.57 [5] (0:12.57)	11.6L	0:35.26	+0
6	3 SHOCK AND AWE Bailey Wheeler	4	67.5 800m	0:08.28 Overall	1:05.77 [6] (0:08.28)	0:57.49 [4] (0:11.10)	0:46.39 [4] (0:11.09)	0:35.30 [5] (0:11.21)	0:24.09 [5] (0:11.51)	0:12.58 [6] (0:12.58)	11.9L	0:35.30	+1

Scratched: Kelly's Landing (#6), Substitution (#4)

[] Ranking at each section and finish
 -:-:- No data available at this section
 NA No data available

SCN Saddle cloth number
 DNF Did not finish
 DNT Did not track



Horse/Jockey Name	Pink Cashmere
Final Rank	1
Fastest Section Time (Section)	0:08.09 (Overall)
Top Speed [km/h] (Section)	68.1 (1000m)
Race State	Finished



Sunshine Coast Poly Track QLD Professional

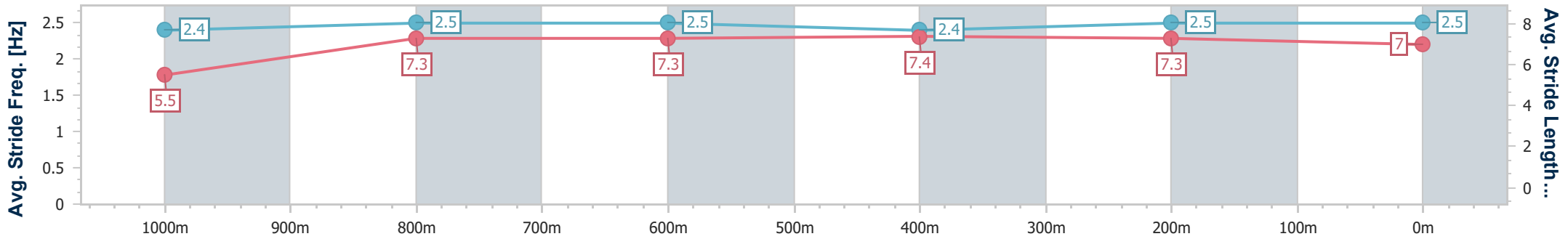
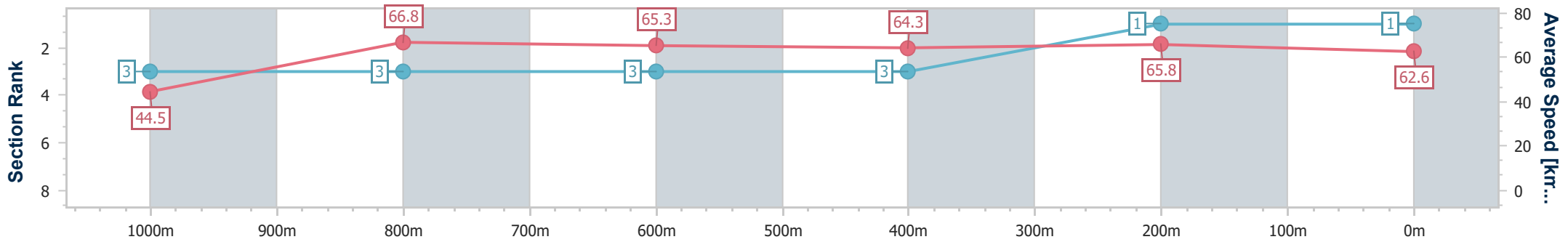
Race 1: BASIC BUILDING PRODUCTS BM65 Handicap - 1100m



24 November 2024 - 12:49

Track Rating: Synthetic, Weather: Fine, Rail Position: True

Section	Overall	1000m	800m	600m	400m	200m
Section Times	1:03.65 [1] (0:08.09)	0:55.56 [3] (0:10.79)	0:44.77 [3] (0:11.11)	0:33.66 [3] (0:11.25)	0:22.41 [3] (0:10.97)	0:11.44 [1] (0:11.44)
Average Speed [km/h]	44.5	66.8	65.3	64.3	65.8	62.6
Top Speed [km/h]	64.8	68.1	67.9	65.4	66.0	65.0
Avg. Dist. to Rail [m]	6.1	2.8	1.2	0.8	1.8	1.2
Avg. Stride Freq. [Hz]	2.4	2.5	2.5	2.4	2.5	2.5
Avg. Stride Length [m]	5.5	7.3	7.3	7.4	7.3	7.0



- [] Ranking at each section and finish
- .-.- No data available at this section
- NA No data available



Horse/Jockey Name	Platinum Lies
Final Rank	2
Fastest Section Time (Section)	0:08.00 (Overall)
Top Speed [km/h] (Section)	69.3 (1000m)
Race State	Finished



Sunshine Coast Poly Track QLD Professional

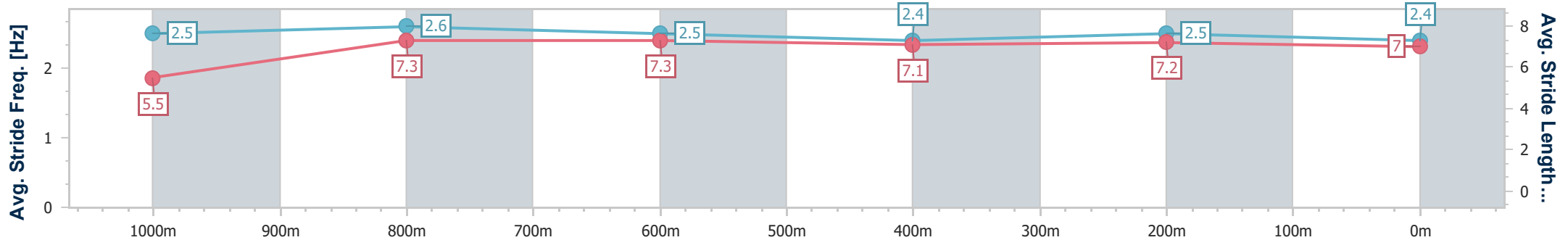
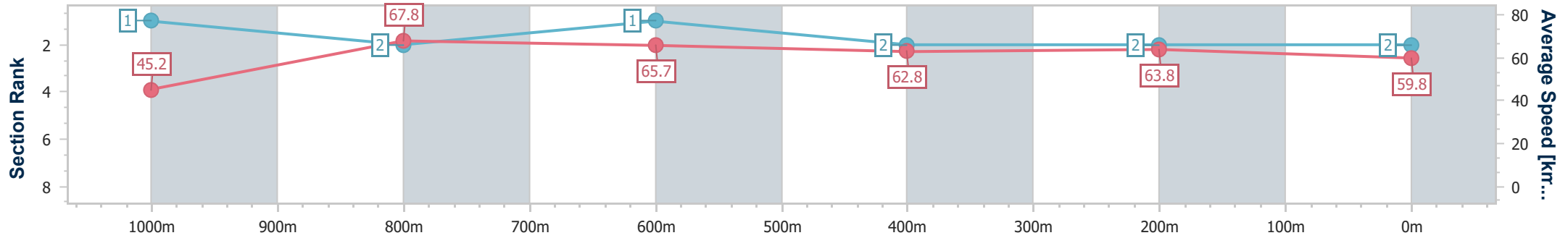
Race 1: BASIC BUILDING PRODUCTS BM65 Handicap - 1100m



24 November 2024 - 12:49

Track Rating: Synthetic, Weather: Fine, Rail Position: True

Section	Overall	1000m	800m	600m	400m	200m
Section Times	1:04.43 [2] (0:08.00)	0:56.43 [1] (0:10.61)	0:45.82 [2] (0:10.98)	0:34.84 [1] (0:11.53)	0:23.31 [2] (0:11.32)	0:11.99 [2] (0:11.99)
Average Speed [km/h]	45.2	67.8	65.7	62.8	63.8	59.8
Top Speed [km/h]	63.8	69.3	67.2	64.1	65.0	62.2
Avg. Dist. to Rail [m]	4.3	0.7	0.4	1.5	1.8	2.0
Avg. Stride Freq. [Hz]	2.5	2.6	2.5	2.4	2.5	2.4
Avg. Stride Length [m]	5.5	7.3	7.3	7.1	7.2	7.0



- [] Ranking at each section and finish
- .-.- No data available at this section
- NA No data available



Horse/Jockey Name	Mio Sorrento
Final Rank	3
Fastest Section Time (Section)	0:08.37 (Overall)
Top Speed [km/h] (Section)	66.1 (1000m)
Race State	Finished



Sunshine Coast Poly Track QLD Professional

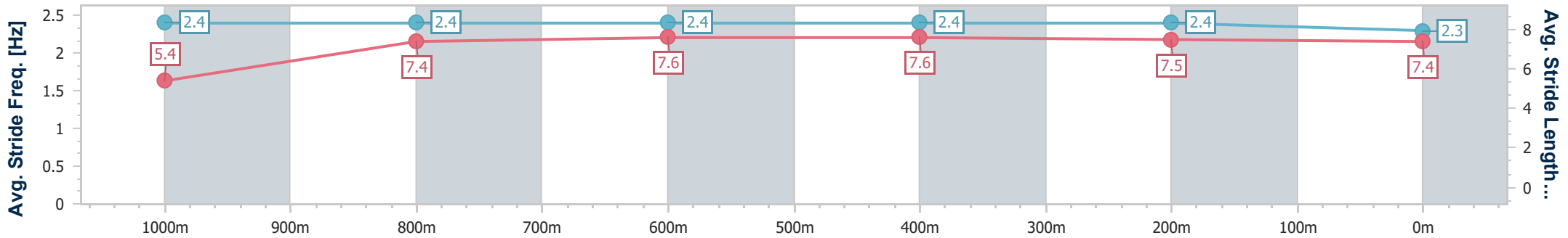
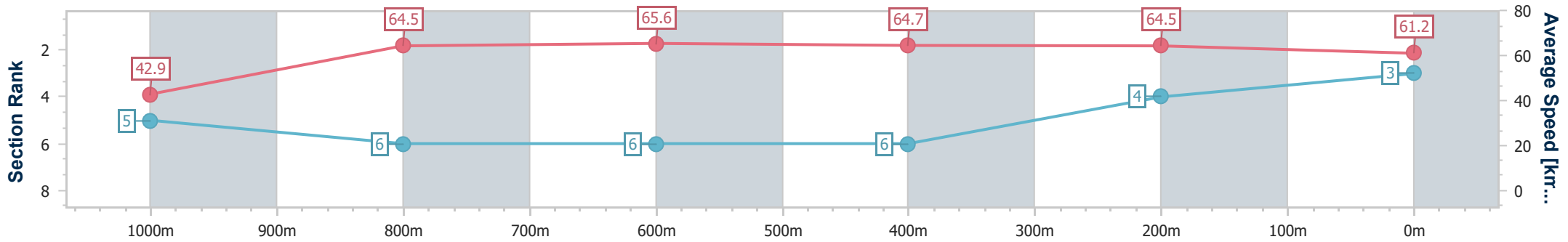
Race 1: BASIC BUILDING PRODUCTS BM65 Handicap - 1100m



24 November 2024 - 12:49

Track Rating: Synthetic, Weather: Fine, Rail Position: True

Section	Overall	1000m	800m	600m	400m	200m
Section Times	1:04.75 [3] (0:08.37)	0:56.38 [5] (0:11.18)	0:45.20 [6] (0:11.20)	0:34.00 [6] (0:11.11)	0:22.89 [6] (0:11.16)	0:11.73 [4]
Average Speed [km/h]	42.9	64.5	65.6	64.7	64.5	61.2
Top Speed [km/h]	60.6	66.1	66.1	65.8	65.8	63.3
Avg. Dist. to Rail [m]	4.5	3.7	2.4	0.4	3.2	3.2
Avg. Stride Freq. [Hz]	2.4	2.4	2.4	2.4	2.4	2.3
Avg. Stride Length [m]	5.4	7.4	7.6	7.6	7.5	7.4



- [] Ranking at each section and finish
- .-.- No data available at this section
- NA No data available



Horse/Jockey Name	Rustic Boom
Final Rank	4
Fastest Section Time (Section)	0:08.02 (Overall)
Top Speed [km/h] (Section)	70.0 (1000m)
Race State	Finished



Sunshine Coast Poly Track QLD Professional

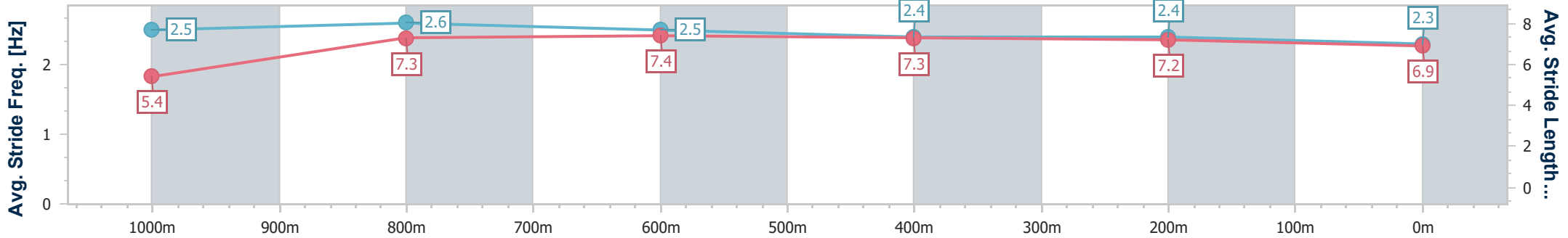
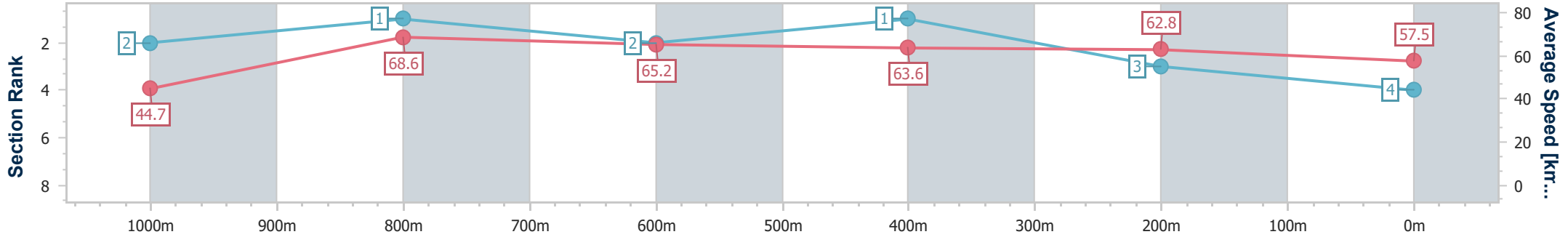
Race 1: BASIC BUILDING PRODUCTS BM65 Handicap - 1100m



24 November 2024 - 12:49

Track Rating: Synthetic, Weather: Fine, Rail Position: True

Section	Overall	1000m	800m	600m	400m	200m
Section Times	1:05.03 [4] (0:08.02)	0:57.01 [2] (0:10.55)	0:46.46 [1] (0:11.20)	0:35.26 [2] (0:11.30)	0:23.96 [1] (0:11.46)	0:12.50 [3] (0:12.50)
Average Speed [km/h]	44.7	68.6	65.2	63.6	62.8	57.5
Top Speed [km/h]	65.1	70.0	68.3	64.8	64.1	61.3
Avg. Dist. to Rail [m]	7.3	3.8	2.3	0.6	0.2	1.1
Avg. Stride Freq. [Hz]	2.5	2.6	2.5	2.4	2.4	2.3
Avg. Stride Length [m]	5.4	7.3	7.4	7.3	7.2	6.9



- [] Ranking at each section and finish
- .-.- No data available at this section
- NA No data available



Horse/Jockey Name	Silly Salmon
Final Rank	5
Fastest Section Time (Section)	0:08.41 (Overall)
Top Speed [km/h] (Section)	67.2 (800m)
Race State	Finished



Sunshine Coast Poly Track QLD Professional

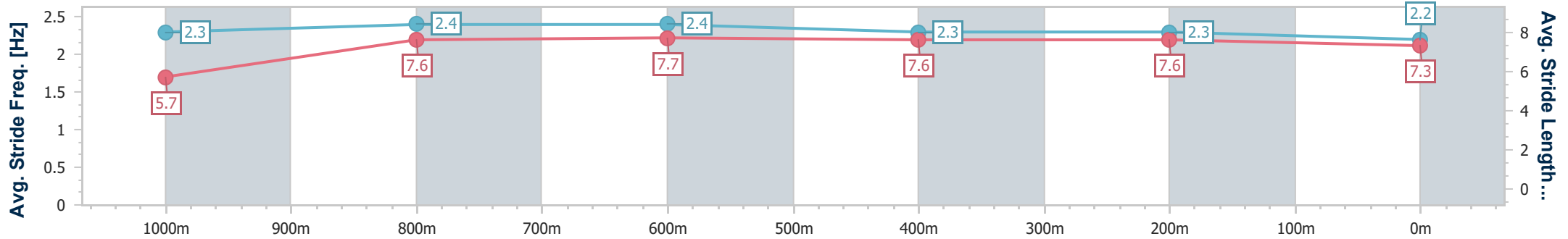
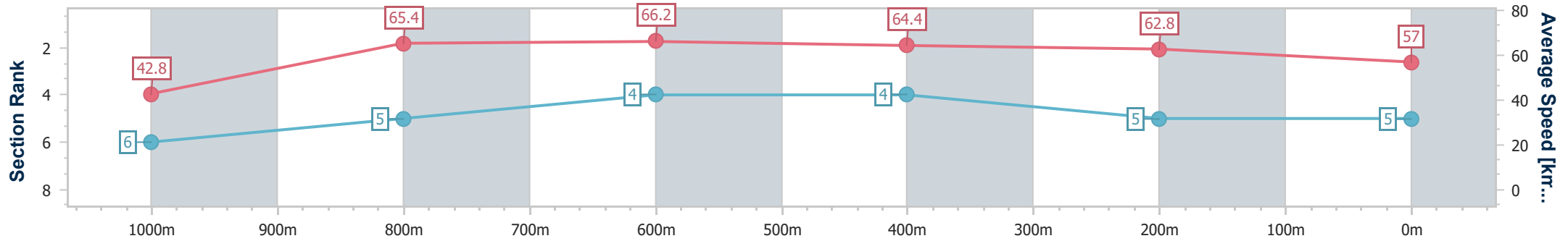
Race 1: BASIC BUILDING PRODUCTS BM65 Handicap - 1100m



24 November 2024 - 12:49

Track Rating: Synthetic, Weather: Fine, Rail Position: True

Section	Overall	1000m	800m	600m	400m	200m
Section Times	1:05.69 [5] (0:08.41)	0:57.28 [6] (0:11.03)	0:46.25 [5] (0:10.99)	0:35.26 [4] (0:11.20)	0:24.06 [4] (0:11.49)	0:12.57 [5] (0:12.57)
Average Speed [km/h]	42.8	65.4	66.2	64.4	62.8	57.0
Top Speed [km/h]	60.9	66.8	67.2	65.2	63.7	60.4
Avg. Dist. to Rail [m]	1.7	2.1	1.8	0.4	0.9	1.6
Avg. Stride Freq. [Hz]	2.3	2.4	2.4	2.3	2.3	2.2
Avg. Stride Length [m]	5.7	7.6	7.7	7.6	7.6	7.3



- [] Ranking at each section and finish
- .-.- No data available at this section
- NA No data available



Horse/Jockey Name	Shock And Awe
Final Rank	6
Fastest Section Time (Section)	0:08.28 (Overall)
Top Speed [km/h] (Section)	67.5 (800m)
Race State	Finished



Sunshine Coast Poly Track QLD Professional

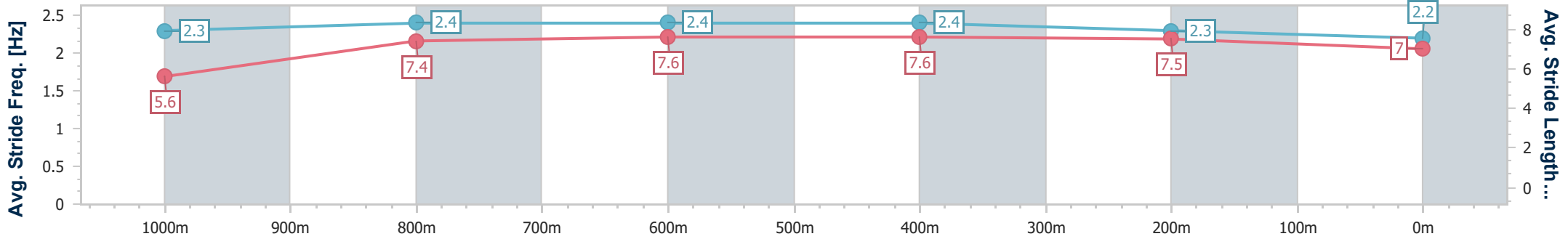
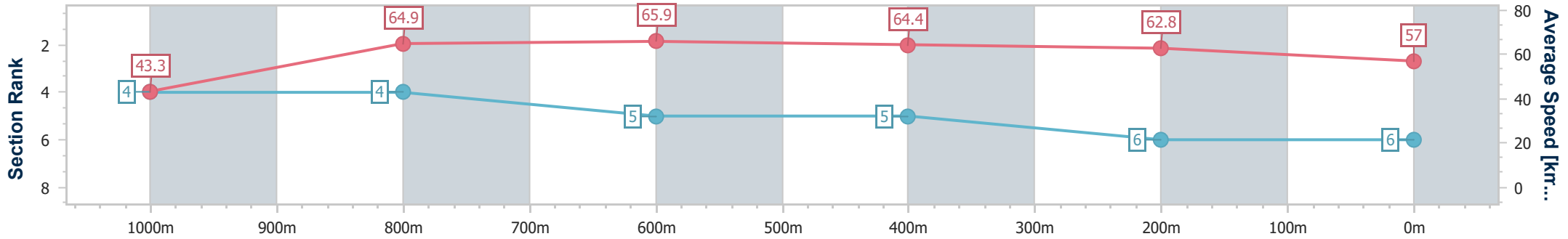
Race 1: BASIC BUILDING PRODUCTS BM65 Handicap - 1100m



24 November 2024 - 12:49

Track Rating: Synthetic, Weather: Fine, Rail Position: True

Section	Overall	1000m	800m	600m	400m	200m
Section Times	1:05.77 [6] (0:08.28)	0:57.49 [4] (0:11.10)	0:46.39 [4] (0:11.09)	0:35.30 [5] (0:11.21)	0:24.09 [5] (0:11.51)	0:12.58 [6] (0:12.58)
Average Speed [km/h]	43.3	64.9	65.9	64.4	62.8	57.0
Top Speed [km/h]	60.4	66.9	67.5	66.0	63.9	60.3
Avg. Dist. to Rail [m]	3.1	2.9	2.0	0.6	1.9	2.9
Avg. Stride Freq. [Hz]	2.3	2.4	2.4	2.4	2.3	2.2
Avg. Stride Length [m]	5.6	7.4	7.6	7.6	7.5	7.0



- [] Ranking at each section and finish
- .-.- No data available at this section
- NA No data available