



Sunshine Coast Poly Track QLD Professional
Race 2: PARFOS BRICK AND BLOCKLAYING QTIS Three-Years-Old
Maiden Plate - 1100m
24 November 2024 - 13:25



Track Rating: Synthetic, Weather: Fine, Rail Position: True

Section		Field Times											Last 600m					
		Overall	1000m	800m	600m	400m	200m						0:34.87					
		1:05.46 (0:07.98)	0:57.48 (0:11.07)	0:46.41 (0:11.54)	0:34.87 (0:11.50)	0:23.37 (0:11.50)	0:11.87 (0:11.87)											
Rank	TAB	Horse/Jockey	Barrier	Top Speed [km/h]	Fastest Section												Margin	Distance Travelled [m]
1	8	BOOMING BIANCA Brandon Lerena	6	69.0	0:08.29	1:05.46 [1] (0:08.29)	0:57.17 [5] (0:10.91)	0:46.26 [4] (0:11.64)	0:34.62 [4] (0:11.55)	0:23.07 [3] (0:11.32)	0:11.75 [3] (0:11.75)	1:05.46	0:34.62					
2	2	FIREFORCE Cejay Graham	7	66.7	0:08.18	1:05.53 [2] (0:08.18)	0:57.35 [3] (0:10.91)	0:46.44 [3] (0:11.50)	0:34.94 [1] (0:11.50)	0:23.44 [1] (0:11.50)	0:11.94 [1] (0:11.94)	0.3L	0:34.94	-8				
3	11	MISS MERCY Cody Collis	2	66.5	0:08.47	1:05.58 [3] (0:08.47)	0:57.11 [9] (0:11.18)	0:45.93 [9] (0:11.66)	0:34.27 [9] (0:11.51)	0:22.76 [7] (0:11.09)	0:11.67 [5] (0:11.67)	0.5L	0:34.27	-1				
4	5	TUDAYA Kyle Wilson-Taylor	4	68.7	0:08.29	1:05.92 [4] (0:08.29)	0:57.63 [5] (0:10.97)	0:46.66 [5] (0:11.65)	0:35.01 [5] (0:11.65)	0:23.36 [5] (0:11.29)	0:12.07 [4] (0:12.07)	2.5L	0:35.01	-5				
5	1	ABSINTHE CAT Jace McMurray	8	66.5	0:07.98	1:05.95 [5] (0:07.98)	0:57.97 [1] (0:11.07)	0:46.90 [1] (0:11.56)	0:35.34 [2] (0:11.53)	0:23.81 [2] (0:11.45)	0:12.36 [2] (0:12.36)	2.6L	0:35.34	+0				
6	7	AQUATEMPO Damien Thornton	10	67.4	0:08.08	1:06.27 [6] (0:08.08)	0:58.19 [2] (0:10.98)	0:47.21 [2] (0:11.74)	0:35.47 [3] (0:11.63)	0:23.84 [4] (0:11.57)	0:12.27 [6] (0:12.27)	4.4L	0:35.47	+6				
7	4	RUM RUMBLE Luke Dempsey	3	65.8	0:08.28	1:06.46 [7] (0:08.28)	0:58.18 [4] (0:11.21)	0:46.97 [6] (0:11.71)	0:35.26 [8] (0:12.12)	0:23.14 [10] (0:11.34)	0:11.80 [8] (0:11.80)	5.4L	0:35.26	+1				
8	10	LLEWELYN BAY Dale Smith	1	66.1	0:08.36	1:06.57 [8] (0:08.36)	0:58.21 [8] (0:11.17)	0:47.04 [7] (0:11.56)	0:35.48 [7] (0:11.69)	0:23.79 [6] (0:11.68)	0:12.11 [7] (0:12.11)	5.9L	0:35.48	-5				
9	3	LET'SGO HUGO Taylor Marshall	5	66.2	0:08.66	1:06.77 [9] (0:08.66)	0:58.11 [10] (0:11.17)	0:46.94 [10] (0:11.49)	0:35.45 [10] (0:11.96)	0:23.49 [9] (0:11.58)	0:11.91 [9] (0:11.91)	6.9L	0:35.45	+0				
10	9	KOUKLITSA Shania Willis	9	65.7	0:08.35	1:07.96 [10] (0:08.35)	0:59.61 [7] (0:11.20)	0:48.41 [8] (0:11.54)	0:36.87 [6] (0:12.06)	0:24.81 [8] (0:11.93)	0:12.88 [10] (0:12.88)	13.7L	0:36.87	+2				

Scratched: Zouchase (#6)

[] Ranking at each section and finish
 -:-:- No data available at this section
 NA No data available

SCN Saddle cloth number
 DNF Did not finish
 DNT Did not track



Horse/Jockey Name	Booming Bianca
Final Rank	1
Fastest Section Time (Section)	0:08.29 (Overall)
Top Speed [km/h] (Section)	69.0 (1000m)
Race State	Finished



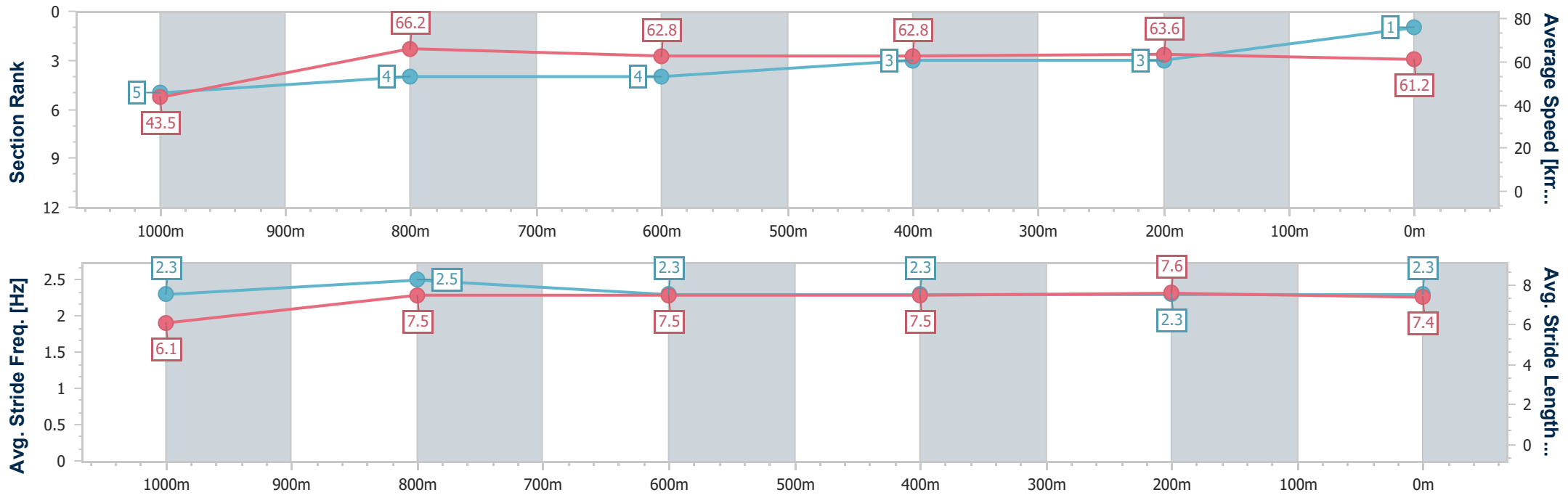
Sunshine Coast Poly Track QLD Professional
 Race 2: PARFOS BRICK AND BLOCKLAYING QTIS Three-Years
 -Old Maiden Plate - 1100m



24 November 2024 - 13:25

Track Rating: Synthetic, Weather: Fine, Rail Position: True

Section	Overall	1000m	800m	600m	400m	200m
Section Times	1:05.46 [1] (0:08.29)	0:57.17 [5] (0:10.91)	0:46.26 [4] (0:11.64)	0:34.62 [4] (0:11.55)	0:23.07 [3] (0:11.32)	0:11.75 [3] (0:11.75)
Average Speed [km/h]	43.5	66.2	62.8	62.8	63.6	61.2
Top Speed [km/h]	62.8	69.0	65.0	64.0	64.6	62.4
Avg. Dist. to Rail [m]	6.5	4.1	2.6	0.7	3.3	3.5
Avg. Stride Freq. [Hz]	2.3	2.5	2.3	2.3	2.3	2.3
Avg. Stride Length [m]	6.1	7.5	7.5	7.5	7.6	7.4



- [] Ranking at each section and finish
- .-.- No data available at this section
- NA No data available



Horse/Jockey Name	Fireforce
Final Rank	2
Fastest Section Time (Section)	0:08.18 (Overall)
Top Speed [km/h] (Section)	66.7 (1000m)
Race State	Finished



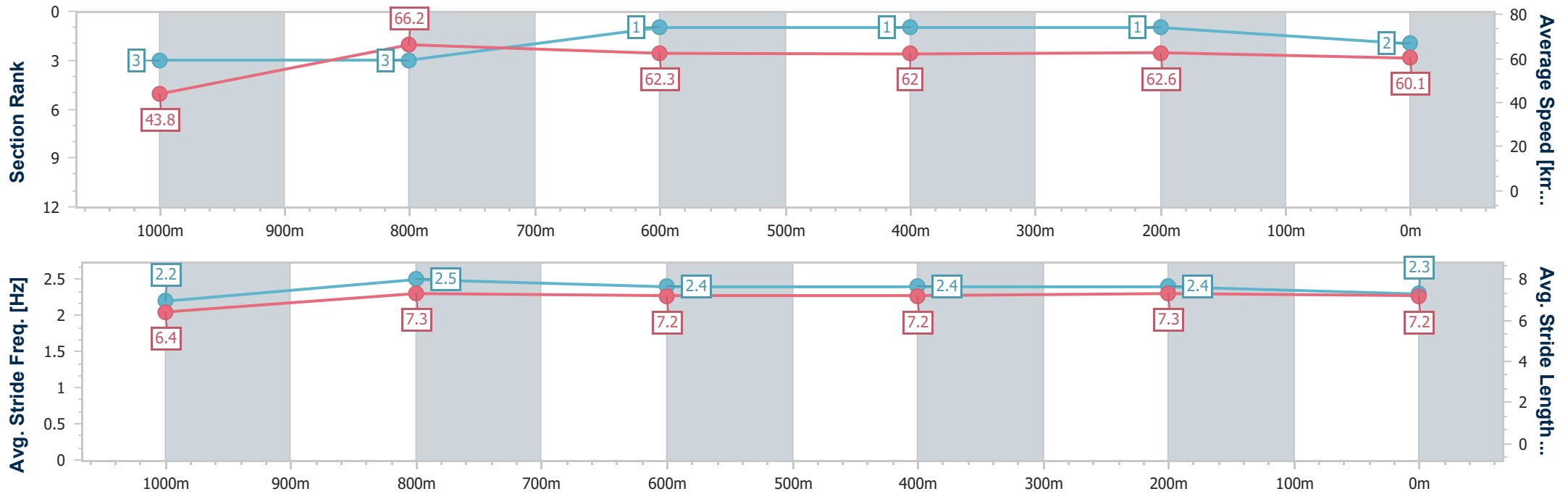
Sunshine Coast Poly Track QLD Professional
 Race 2: PARFOS BRICK AND BLOCKLAYING QTIS Three-Years
 -Old Maiden Plate - 1100m



24 November 2024 - 13:25

Track Rating: Synthetic, Weather: Fine, Rail Position: True

Section	Overall	1000m	800m	600m	400m	200m
Section Times	1:05.53 [2] (0:08.18)	0:57.35 [3] (0:10.91)	0:46.44 [3] (0:11.50)	0:34.94 [1] (0:11.50)	0:23.44 [1] (0:11.50)	0:11.94 [1] (0:11.94)
Average Speed [km/h]	43.8	66.2	62.3	62.0	62.6	60.1
Top Speed [km/h]	64.3	66.7	65.1	64.3	63.9	61.7
Avg. Dist. to Rail [m]	6.9	1.5	0.7	1.3	1.0	0.6
Avg. Stride Freq. [Hz]	2.2	2.5	2.4	2.4	2.4	2.3
Avg. Stride Length [m]	6.4	7.3	7.2	7.2	7.3	7.2



- [] Ranking at each section and finish
- .-.- No data available at this section
- NA No data available



Horse/Jockey Name	Miss Mercy
Final Rank	3
Fastest Section Time (Section)	0:08.47 (Overall)
Top Speed [km/h] (Section)	66.5 (400m)
Race State	Finished



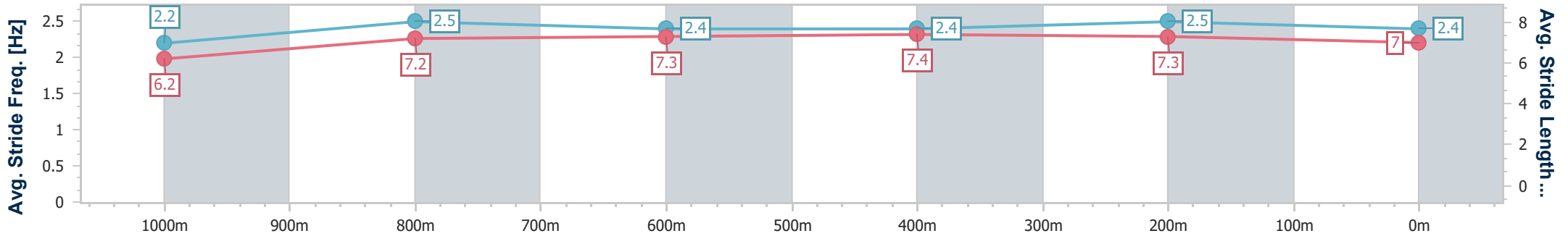
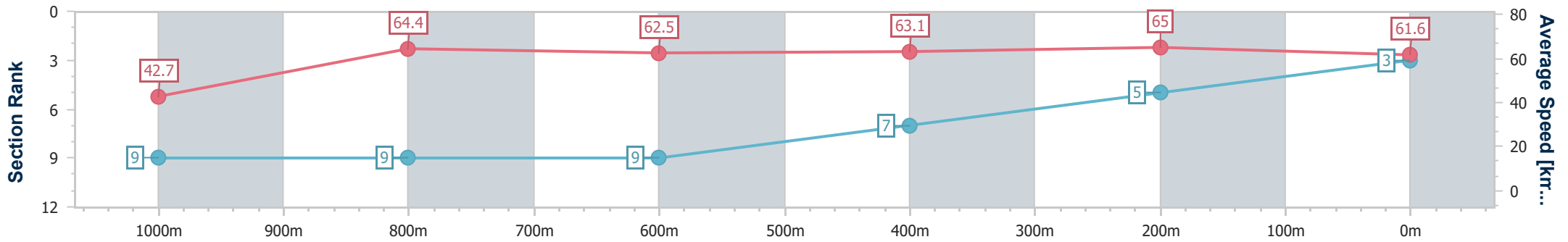
Sunshine Coast Poly Track QLD Professional
 Race 2: PARFOS BRICK AND BLOCKLAYING QTIS Three-Years
 -Old Maiden Plate - 1100m



24 November 2024 - 13:25

Track Rating: Synthetic, Weather: Fine, Rail Position: True

Section	Overall	1000m	800m	600m	400m	200m
Section Times	1:05.58 [3] (0:08.47)	0:57.11 [9] (0:11.18)	0:45.93 [9] (0:11.66)	0:34.27 [9] (0:11.51)	0:22.76 [7] (0:11.09)	0:11.67 [5] (0:11.67)
Average Speed [km/h]	42.7	64.4	62.5	63.1	65.0	61.6
Top Speed [km/h]	62.7	66.3	65.7	66.2	66.5	63.2
Avg. Dist. to Rail [m]	3.0	1.4	1.7	1.3	5.0	7.9
Avg. Stride Freq. [Hz]	2.2	2.5	2.4	2.4	2.5	2.4
Avg. Stride Length [m]	6.2	7.2	7.3	7.4	7.3	7.0



- [] Ranking at each section and finish
- .-.- No data available at this section
- NA No data available



Horse/Jockey Name	Tudaya
Final Rank	4
Fastest Section Time (Section)	0:08.29 (Overall)
Top Speed [km/h] (Section)	68.7 (1000m)
Race State	Finished



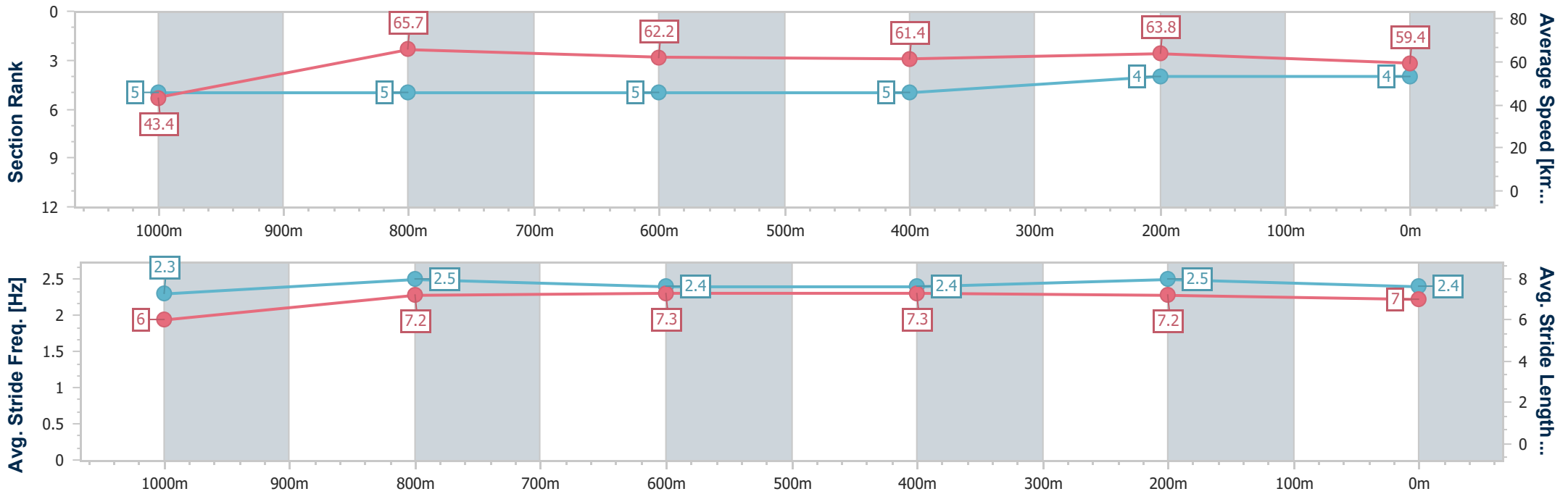
Sunshine Coast Poly Track QLD Professional
 Race 2: PARFOS BRICK AND BLOCKLAYING QTIS Three-Years
 -Old Maiden Plate - 1100m



24 November 2024 - 13:25

Track Rating: Synthetic, Weather: Fine, Rail Position: True

Section	Overall	1000m	800m	600m	400m	200m
Section Times	1:05.92 [4] (0:08.29)	0:57.63 [5] (0:10.97)	0:46.66 [5] (0:11.65)	0:35.01 [5] (0:11.65)	0:23.36 [5] (0:11.29)	0:12.07 [4] (0:12.07)
Average Speed [km/h]	43.4	65.7	62.2	61.4	63.8	59.4
Top Speed [km/h]	62.4	68.7	64.4	65.2	65.3	61.9
Avg. Dist. to Rail [m]	4.5	2.8	0.8	0.6	1.3	1.7
Avg. Stride Freq. [Hz]	2.3	2.5	2.4	2.4	2.5	2.4
Avg. Stride Length [m]	6.0	7.2	7.3	7.3	7.2	7.0



- [] Ranking at each section and finish
- .-.- No data available at this section
- NA No data available



Horse/Jockey Name	Absinthe Cat
Final Rank	5
Fastest Section Time (Section)	0:07.98 (Overall)
Top Speed [km/h] (Section)	66.5 (800m)
Race State	Finished



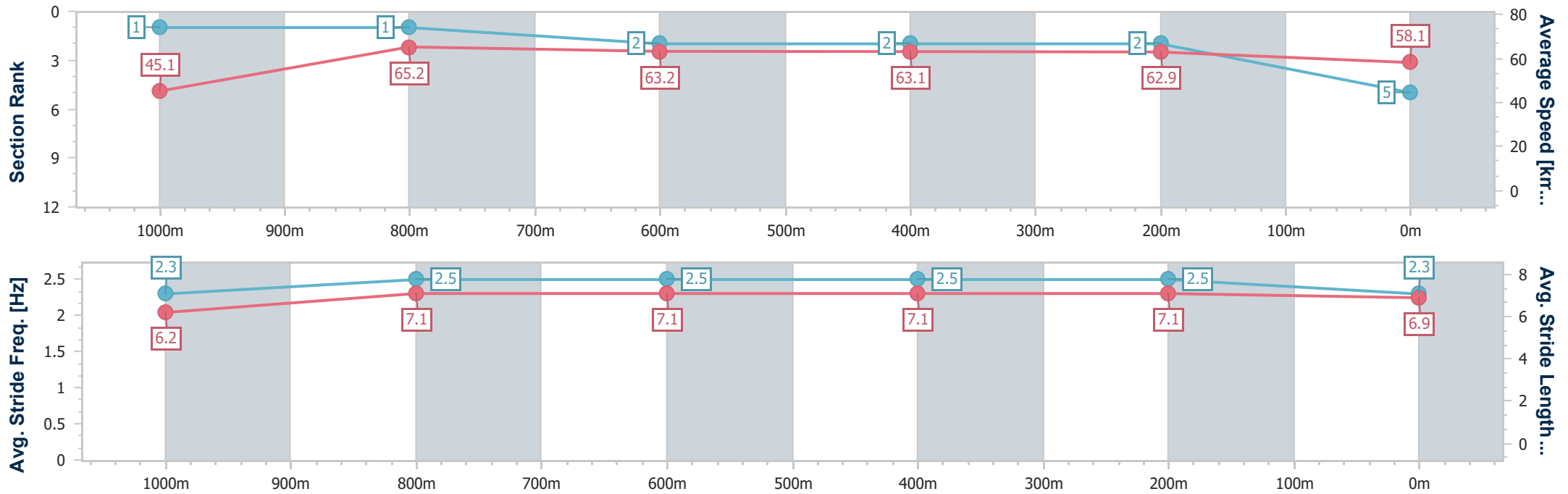
Sunshine Coast Poly Track QLD Professional
 Race 2: PARFOS BRICK AND BLOCKLAYING QTIS Three-Years
 -Old Maiden Plate - 1100m



24 November 2024 - 13:25

Track Rating: Synthetic, Weather: Fine, Rail Position: True

Section	Overall	1000m	800m	600m	400m	200m
Section Times	1:05.95 [5] (0:07.98)	0:57.97 [1] (0:11.07)	0:46.90 [1] (0:11.56)	0:35.34 [2] (0:11.53)	0:23.81 [2] (0:11.45)	0:12.36 [2] (0:12.36)
Average Speed [km/h]	45.1	65.2	63.2	63.1	62.9	58.1
Top Speed [km/h]	64.3	66.2	66.5	64.1	64.7	61.1
Avg. Dist. to Rail [m]	8.7	4.2	2.2	1.8	3.8	3.9
Avg. Stride Freq. [Hz]	2.3	2.5	2.5	2.5	2.5	2.3
Avg. Stride Length [m]	6.2	7.1	7.1	7.1	7.1	6.9



- [] Ranking at each section and finish
- .-.- No data available at this section
- NA No data available



Horse/Jockey Name	Aquatempo
Final Rank	6
Fastest Section Time (Section)	0:08.08 (Overall)
Top Speed [km/h] (Section)	67.4 (1000m)
Race State	Finished



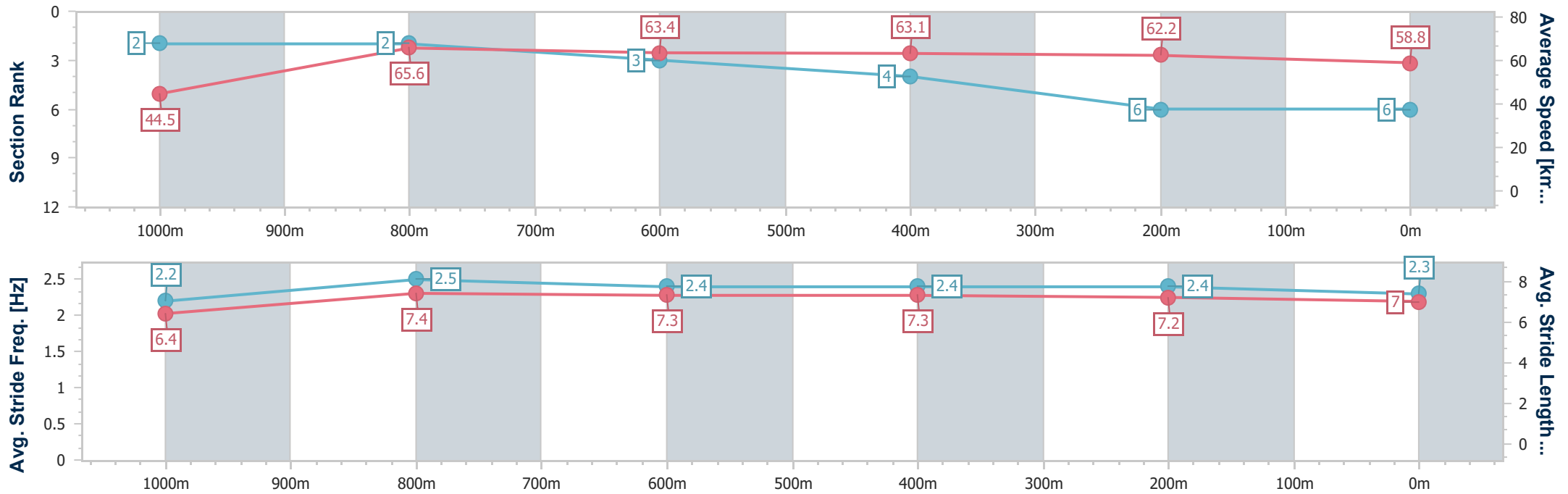
Sunshine Coast Poly Track QLD Professional
 Race 2: PARFOS BRICK AND BLOCKLAYING QTIS Three-Years
 -Old Maiden Plate - 1100m



24 November 2024 - 13:25

Track Rating: Synthetic, Weather: Fine, Rail Position: True

Section	Overall	1000m	800m	600m	400m	200m
Section Times	1:06.27 [6] (0:08.08)	0:58.19 [2] (0:10.98)	0:47.21 [2] (0:11.74)	0:35.47 [3] (0:11.63)	0:23.84 [4] (0:11.57)	0:12.27 [6] (0:12.27)
Average Speed [km/h]	44.5	65.6	63.4	63.1	62.2	58.8
Top Speed [km/h]	63.1	67.4	65.6	64.5	63.9	60.4
Avg. Dist. to Rail [m]	10.7	5.8	4.4	3.0	5.2	5.7
Avg. Stride Freq. [Hz]	2.2	2.5	2.4	2.4	2.4	2.3
Avg. Stride Length [m]	6.4	7.4	7.3	7.3	7.2	7.0



- [] Ranking at each section and finish
- .-.- No data available at this section
- NA No data available



Horse/Jockey Name	Rum Rumble
Final Rank	7
Fastest Section Time (Section)	0:08.28 (Overall)
Top Speed [km/h] (Section)	65.8 (1000m)
Race State	Finished

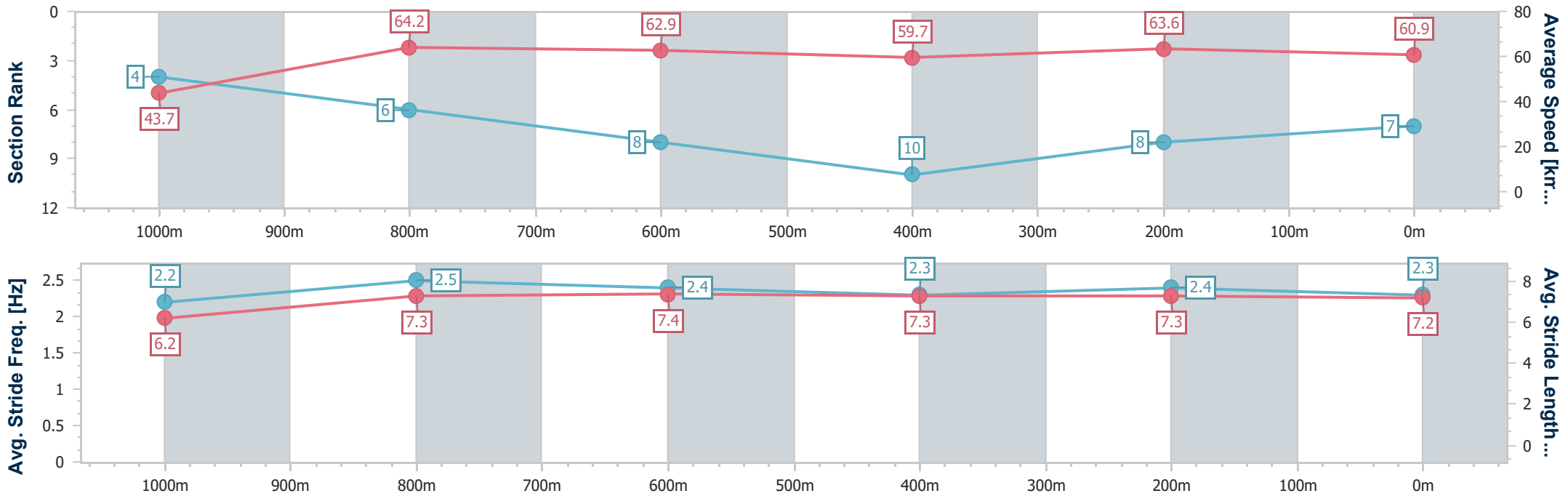


Sunshine Coast Poly Track QLD Professional
 Race 2: PARFOS BRICK AND BLOCKLAYING QTIS Three-Years
 -Old Maiden Plate - 1100m
 24 November 2024 - 13:25



Track Rating: Synthetic, Weather: Fine, Rail Position: True

Section	Overall	1000m	800m	600m	400m	200m
Section Times	1:06.46 [7] (0:08.28)	0:58.18 [4] (0:11.21)	0:46.97 [6] (0:11.71)	0:35.26 [8] (0:12.12)	0:23.14 [10] (0:11.34)	0:11.80 [8] (0:11.80)
Average Speed [km/h]	43.7	64.2	62.9	59.7	63.6	60.9
Top Speed [km/h]	61.3	65.8	64.5	61.6	64.8	64.3
Avg. Dist. to Rail [m]	4.2	2.8	2.9	1.3	3.0	3.9
Avg. Stride Freq. [Hz]	2.2	2.5	2.4	2.3	2.4	2.3
Avg. Stride Length [m]	6.2	7.3	7.4	7.3	7.3	7.2



- [] Ranking at each section and finish
- .-.- No data available at this section
- NA No data available



Horse/Jockey Name	Llewellyn Bay
Final Rank	8
Fastest Section Time (Section)	0:08.36 (Overall)
Top Speed [km/h] (Section)	66.1 (1000m)
Race State	Finished



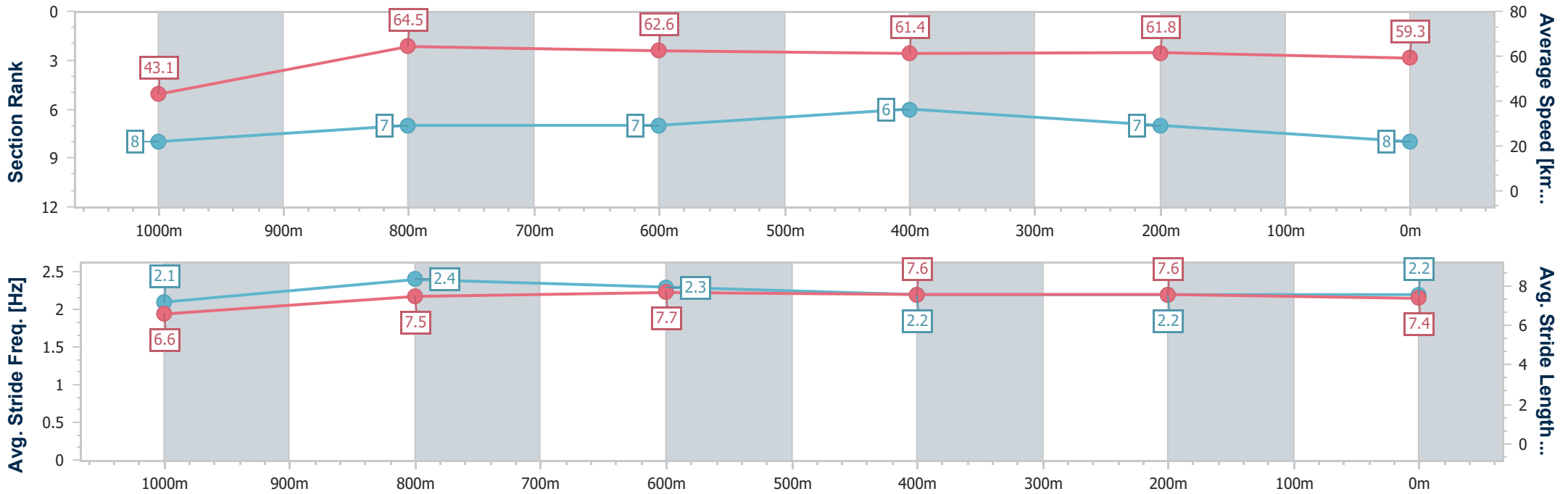
Sunshine Coast Poly Track QLD Professional
 Race 2: PARFOS BRICK AND BLOCKLAYING QTIS Three-Years
 -Old Maiden Plate - 1100m



24 November 2024 - 13:25

Track Rating: Synthetic, Weather: Fine, Rail Position: True

Section	Overall	1000m	800m	600m	400m	200m
Section Times	1:06.57 [8] (0:08.36)	0:58.21 [8] (0:11.17)	0:47.04 [7] (0:11.56)	0:35.48 [7] (0:11.69)	0:23.79 [6] (0:11.68)	0:12.11 [7] (0:12.11)
Average Speed [km/h]	43.1	64.5	62.6	61.4	61.8	59.3
Top Speed [km/h]	60.6	66.1	65.2	62.1	62.8	60.5
Avg. Dist. to Rail [m]	3.0	1.9	0.7	0.4	1.6	2.2
Avg. Stride Freq. [Hz]	2.1	2.4	2.3	2.2	2.2	2.2
Avg. Stride Length [m]	6.6	7.5	7.7	7.6	7.6	7.4



- [] Ranking at each section and finish
- .-.- No data available at this section
- NA No data available



Horse/Jockey Name	Let'sgo Hugo
Final Rank	9
Fastest Section Time (Section)	0:08.66 (Overall)
Top Speed [km/h] (Section)	66.2 (1000m)
Race State	Finished



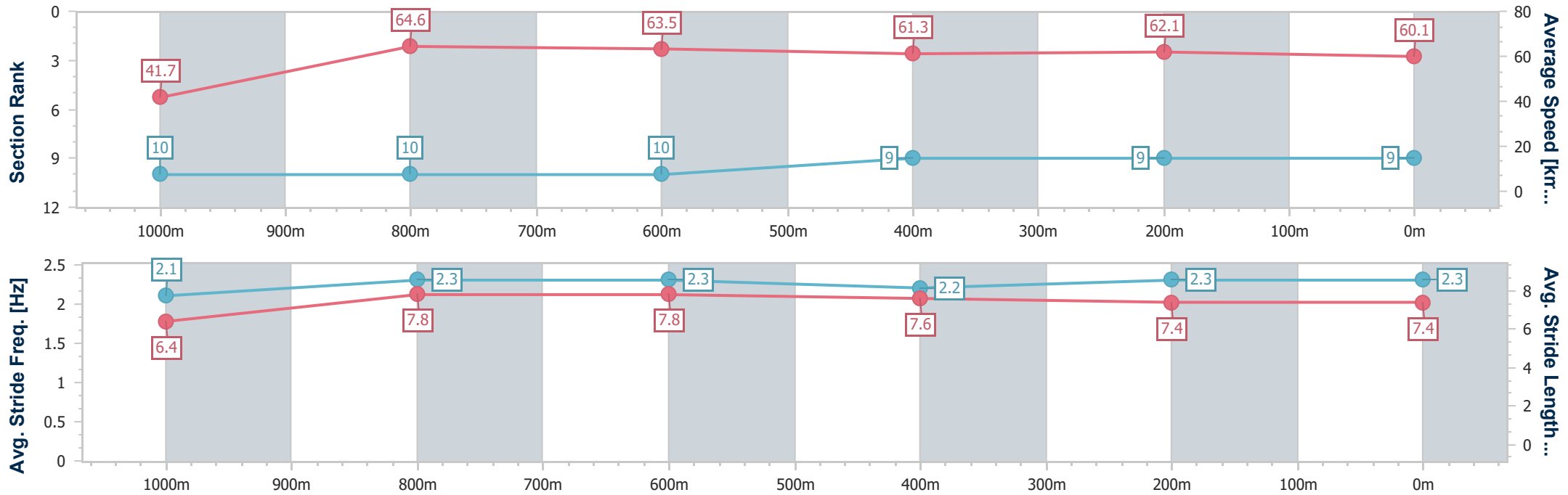
Sunshine Coast Poly Track QLD Professional
 Race 2: PARFOS BRICK AND BLOCKLAYING QTIS Three-Years
 -Old Maiden Plate - 1100m



24 November 2024 - 13:25

Track Rating: Synthetic, Weather: Fine, Rail Position: True

Section	Overall	1000m	800m	600m	400m	200m
Section Times	1:06.77 [9] (0:08.66)	0:58.11 [10] (0:11.17)	0:46.94 [10] (0:11.49)	0:35.45 [10] (0:11.96)	0:23.49 [9] (0:11.58)	0:11.91 [9] (0:11.91)
Average Speed [km/h]	41.7	64.6	63.5	61.3	62.1	60.1
Top Speed [km/h]	62.2	66.2	65.7	62.0	62.9	61.8
Avg. Dist. to Rail [m]	4.6	2.2	1.9	2.5	4.5	4.8
Avg. Stride Freq. [Hz]	2.1	2.3	2.3	2.2	2.3	2.3
Avg. Stride Length [m]	6.4	7.8	7.8	7.6	7.4	7.4



- [] Ranking at each section and finish
- .-.- No data available at this section
- NA No data available



Horse/Jockey Name	Kouklitsa
Final Rank	10
Fastest Section Time (Section)	0:08.35 (Overall)
Top Speed [km/h] (Section)	65.7 (1000m)
Race State	Finished

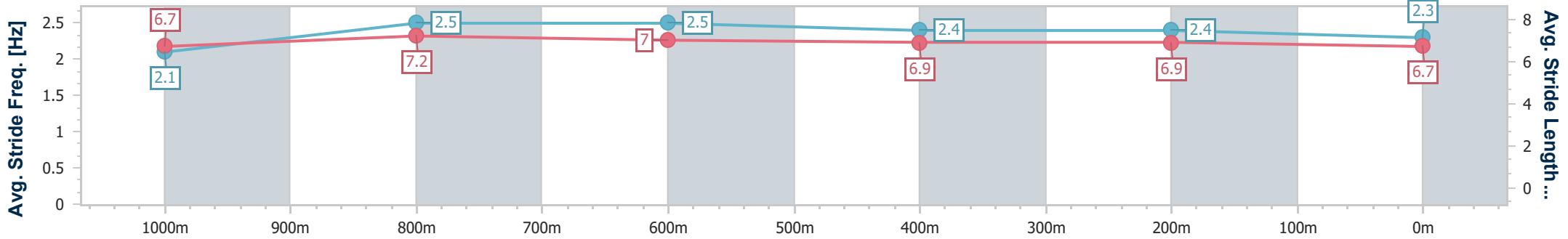
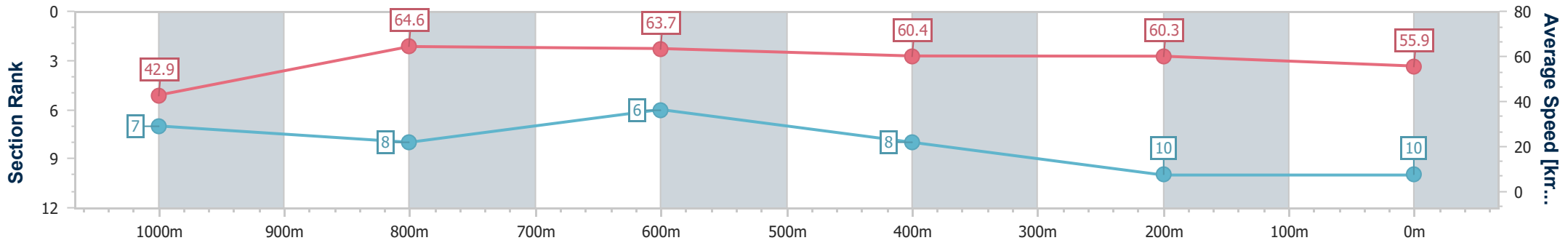


Sunshine Coast Poly Track QLD Professional
 Race 2: PARFOS BRICK AND BLOCKLAYING QTIS Three-Years
 -Old Maiden Plate - 1100m
 24 November 2024 - 13:25



Track Rating: Synthetic, Weather: Fine, Rail Position: True

Section	Overall	1000m	800m	600m	400m	200m
Section Times	1:07.96 [10] (0:08.35)	0:59.61 [7] (0:11.20)	0:48.41 [8] (0:11.54)	0:36.87 [6] (0:12.06)	0:24.81 [8] (0:11.93)	0:12.88 [10] (0:12.88)
Average Speed [km/h]	42.9	64.6	63.7	60.4	60.3	55.9
Top Speed [km/h]	62.8	65.7	64.6	62.0	61.9	60.0
Avg. Dist. to Rail [m]	9.4	5.1	3.1	1.6	1.8	1.3
Avg. Stride Freq. [Hz]	2.1	2.5	2.5	2.4	2.4	2.3
Avg. Stride Length [m]	6.7	7.2	7.0	6.9	6.9	6.7



- [] Ranking at each section and finish
- .-.- No data available at this section
- NA No data available