



Sunshine Coast Poly Track QLD Professional
Race 3: SUNNY COAST SHARKS BM65 Handicap - 1400m
24 November 2024 - 14:02



Track Rating: Synthetic, Weather: Fine, Rail Position: True

Section		Overall	1200m	1000m	800m	600m	400m	Last 600m				
Field Times		1:24.47 (0:13.40)	1:11.07 (0:11.33)	0:59.74 (0:11.52)	0:48.22 (0:11.93)	0:36.29 (0:11.59)	0:24.70 (0:11.79)	0:36.29				
Rank	TAB Horse/Jockey	Barrier	Top Speed [km/h]	Fastest Section	Distance Travelled [m]							
1	5 BELISTIC MAN Minonette Kennedy	1	65.8	0:11.33	1:24.47 [1] (0:13.40)	1:11.07 [1] (0:11.33)	0:59.74 [1] (0:11.52)	0:48.22 [1] (0:11.93)	0:36.29 [1] (0:11.59)	0:24.70 [1] (0:11.79)	0:36.29	
2	7 COBURG Georgina Cartwright	5	65.4	0:11.42	1:24.53 [2] (0:13.78)	1:10.75 [6] (0:11.45)	0:59.30 [6] (0:11.42)	0:47.88 [5] (0:12.15)	0:35.73 [5] (0:11.59)	0:24.14 [4] (0:11.68)	0:35.73	+7
3	8 KOZANI Damien Thornton	4	65.8	0:11.44	1:24.62 [3] (0:13.56)	1:11.06 [2] (0:11.44)	0:59.62 [4] (0:11.63)	0:47.99 [4] (0:12.14)	0:35.85 [4] (0:11.74)	0:24.11 [5] (0:11.68)	0:35.85	+3
3	4 TEMPER THE STORM Cody Collis	7	66.4	0:11.27	1:24.62 [3] (0:13.64)	1:10.98 [3] (0:11.27)	0:59.71 [3] (0:11.46)	0:48.25 [3] (0:12.07)	0:36.18 [3] (0:11.69)	0:24.49 [2] (0:11.96)	0:36.18	+2
5	10 AITUTAKI Michael Cahill	2	65.6	0:11.47	1:24.79 [5] (0:13.73)	1:11.06 [5] (0:11.47)	0:59.59 [5] (0:11.68)	0:47.91 [6] (0:12.09)	0:35.82 [7] (0:11.69)	0:24.13 [7] (0:11.71)	0:35.82	+3
6	6 PINKUS Shania Willis	11	66.9	0:11.21	1:24.86 [6] (0:13.65)	1:11.21 [4] (0:11.21)	1:00.00 [2] (0:11.49)	0:48.51 [2] (0:12.02)	0:36.49 [2] (0:11.94)	0:24.55 [3] (0:11.87)	0:36.49	+7
7	13 FLYING ROTHE Karl Zechner	9	66.6	0:11.32	1:24.87 [7] (0:14.16)	1:10.71 [8] (0:11.32)	0:59.39 [7] (0:11.47)	0:47.92 [7] (0:11.89)	0:36.03 [6] (0:11.76)	0:24.27 [6] (0:11.80)	0:36.03	+7
8	3 SECRET SHEEMA Luke Tarrant	8	64.2	0:11.54	1:26.08 [8] (0:14.00)	1:12.08 [7] (0:11.54)	1:00.54 [8] (0:11.59)	0:48.95 [8] (0:12.08)	0:36.87 [8] (0:11.94)	0:24.93 [8] (0:12.15)	0:36.87	+3

Scratched: Bandit (#2), Time To Testify (#9), Lucky Leni (#11), Cryptic Prism (#12), Liberty Steps (#1)

[] Ranking at each section and finish
 -:-:- No data available at this section
 NA No data available

SCN Saddle cloth number
 DNF Did not finish
 DNT Did not track



Sunshine Coast Poly Track QLD Professional
Race 3: SUNNY COAST SHARKS BM65 Handicap - 1400m
 24 November 2024 - 14:02



Track Rating: Synthetic, Weather: Fine, Rail Position: True

Section				200m				Last 600m	
Field Times				0:12.91 (0:12.91)				0:36.29	
Rank	TAB	Horse/Jockey	Barrier	Top Speed [km/h]	Fastest Section	Margin			Distance Travelled [m]
1	5	BELISTIC MAN Minonette Kennedy	1	65.8 Overall	0:11.33 1200m	0:12.91 [1] (0:12.91)	1:24.47		0:36.29
2	7	COBURG Georgina Cartwright	5	65.4 Overall	0:11.42 1000m	0:12.46 [2] (0:12.46)	0.3L		0:35.73 +7
3	8	KOZANI Damien Thornton	4	65.8 Overall	0:11.44 1200m	0:12.43 [5] (0:12.43)	0.7L		0:35.85 +3
3	4	TEMPER THE STORM Cody Collis	7	66.4 1200m	0:11.27 1200m	0:12.53 [3] (0:12.53)	0.7L		0:36.18 +2
5	10	AITUTAKI Michael Cahill	2	65.6 1200m	0:11.47 1200m	0:12.42 [6] (0:12.42)	1.5L		0:35.82 +3
6	6	PINKUS Shania Willis	11	66.9 Overall	0:11.21 1200m	0:12.68 [4] (0:12.68)	1.8L		0:36.49 +7
7	13	FLYING ROTHE Karl Zechner	9	66.6 1200m	0:11.32 1200m	0:12.47 [7] (0:12.47)	1.9L		0:36.03 +7
8	3	SECRET SHEEMA Luke Tarrant	8	64.2 Overall	0:11.54 1200m	0:12.78 [8] (0:12.78)	8.9L		0:36.87 +3

Scratched: Bandit (#2), Time To Testify (#9), Lucky Leni (#11), Cryptic Prism (#12), Liberty Steps (#1)

[] Ranking at each section and finish
 -:-:- No data available at this section
 NA No data available

SCN Saddle cloth number
 DNF Did not finish
 DNT Did not track



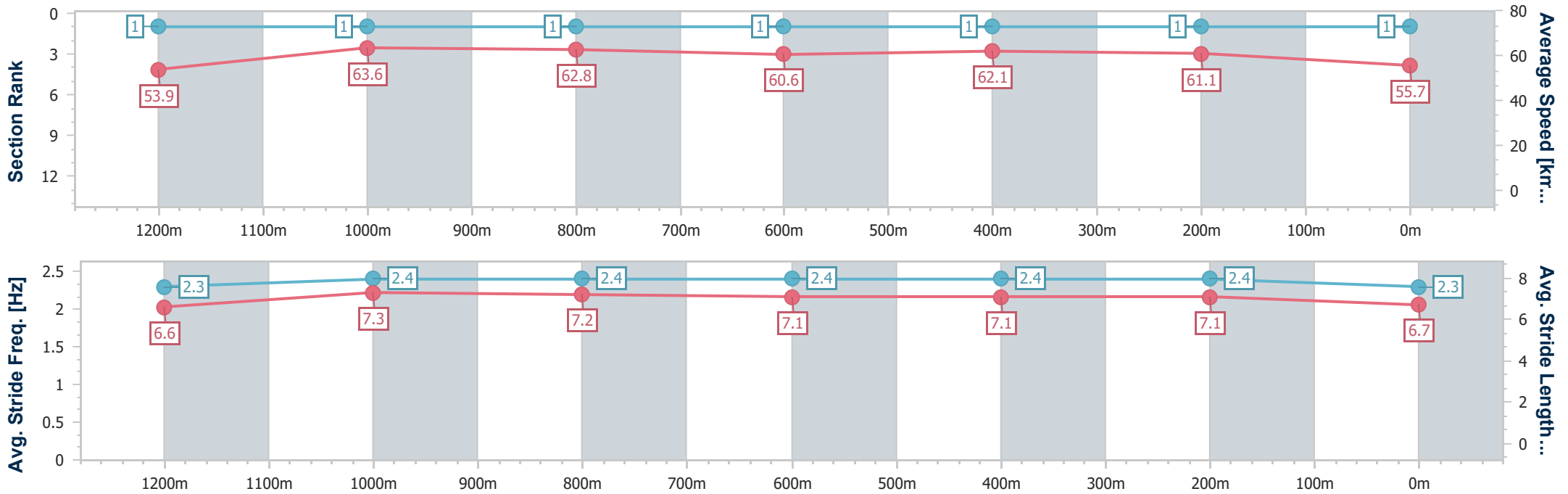
Horse/Jockey Name	Belistic Man
Final Rank	1
Fastest Section Time (Section)	0:11.33 (1200m)
Top Speed [km/h] (Section)	65.8 (Overall)
Race State	Finished



Sunshine Coast Poly Track QLD Professional
 Race 3: SUNNY COAST SHARKS BM65 Handicap - 1400m
 24 November 2024 - 14:02
 Track Rating: Synthetic, Weather: Fine, Rail Position: True



Section	Overall	1200m	1000m	800m	600m	400m	200m
Section Times	1:24.47 [1] (0:13.40)	1:11.07 [1] (0:11.33)	0:59.74 [1] (0:11.52)	0:48.22 [1] (0:11.93)	0:36.29 [1] (0:11.59)	0:24.70 [1] (0:11.79)	0:12.91 [1] (0:12.91)
Average Speed [km/h]	53.9	63.6	62.8	60.6	62.1	61.1	55.7
Top Speed [km/h]	65.8	65.4	64.3	62.4	63.1	63.5	58.6
Avg. Dist. to Rail [m]	2.0	1.6	1.5	1.2	0.9	0.8	1.2
Avg. Stride Freq. [Hz]	2.3	2.4	2.4	2.4	2.4	2.4	2.3
Avg. Stride Length [m]	6.6	7.3	7.2	7.1	7.1	7.1	6.7



- [] Ranking at each section and finish
- .-.- No data available at this section
- NA No data available



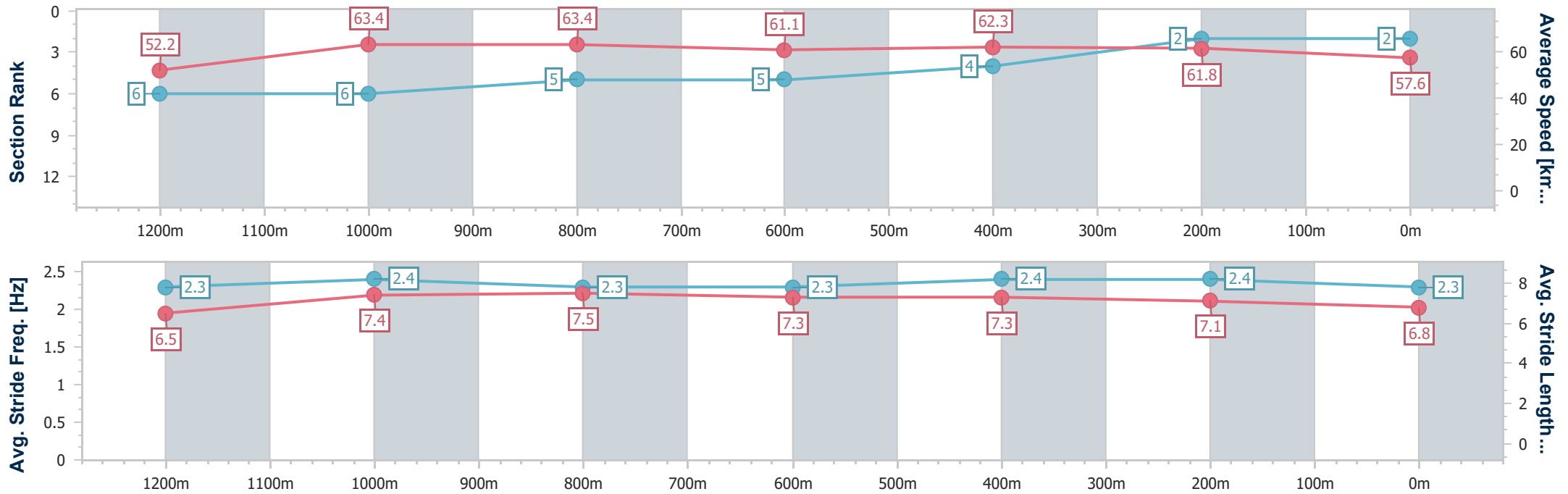
Horse/Jockey Name	Coburg
Final Rank	2
Fastest Section Time (Section)	0:11.42 (1000m)
Top Speed [km/h] (Section)	65.4 (Overall)
Race State	Finished



Sunshine Coast Poly Track QLD Professional
 Race 3: SUNNY COAST SHARKS BM65 Handicap - 1400m
 24 November 2024 - 14:02
 Track Rating: Synthetic, Weather: Fine, Rail Position: True



Section	Overall	1200m	1000m	800m	600m	400m	200m
Section Times	1:24.53 [2] (0:13.78)	1:10.75 [6] (0:11.45)	0:59.30 [6] (0:11.42)	0:47.88 [5] (0:12.15)	0:35.73 [5] (0:11.59)	0:24.14 [4] (0:11.68)	0:12.46 [2] (0:12.46)
Average Speed [km/h]	52.2	63.4	63.4	61.1	62.3	61.8	57.6
Top Speed [km/h]	65.4	65.0	64.3	61.7	63.2	63.7	60.6
Avg. Dist. to Rail [m]	4.6	3.3	4.4	4.3	0.8	2.4	1.5
Avg. Stride Freq. [Hz]	2.3	2.4	2.3	2.3	2.4	2.4	2.3
Avg. Stride Length [m]	6.5	7.4	7.5	7.3	7.3	7.1	6.8



- [] Ranking at each section and finish
- .-.- No data available at this section
- NA No data available



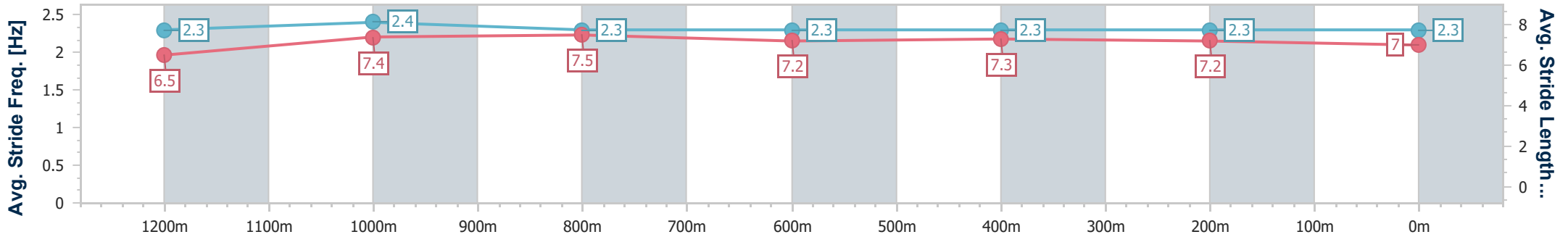
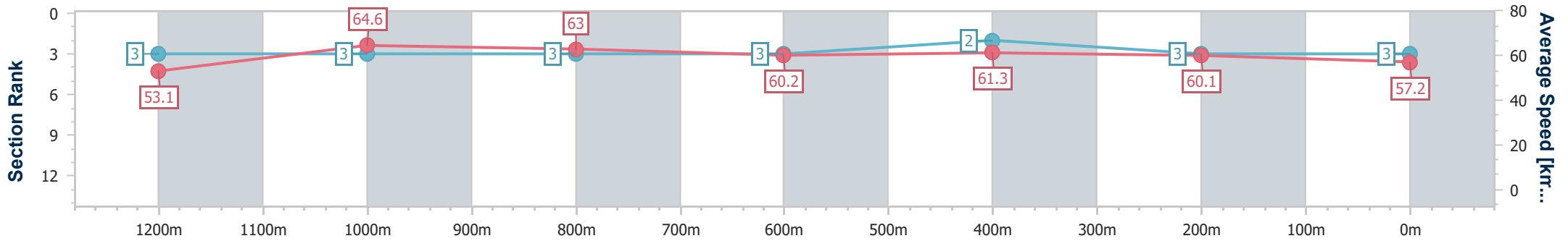
Horse/Jockey Name	Temper The Storm
Final Rank	3
Fastest Section Time (Section)	0:11.27 (1200m)
Top Speed [km/h] (Section)	66.4 (1200m)
Race State	Finished



Sunshine Coast Poly Track QLD Professional
 Race 3: SUNNY COAST SHARKS BM65 Handicap - 1400m
 24 November 2024 - 14:02
 Track Rating: Synthetic, Weather: Fine, Rail Position: True



Section	Overall	1200m	1000m	800m	600m	400m	200m
Section Times	1:24.62 [3] (0:13.64)	1:10.98 [3] (0:11.27)	0:59.71 [3] (0:11.46)	0:48.25 [3] (0:12.07)	0:36.18 [3] (0:11.69)	0:24.49 [2] (0:11.96)	0:12.53 [3] (0:12.53)
Average Speed [km/h]	53.1	64.6	63.0	60.2	61.3	60.1	57.2
Top Speed [km/h]	65.7	66.4	64.4	61.4	61.6	60.9	59.1
Avg. Dist. to Rail [m]	5.6	3.9	2.6	1.7	1.4	0.9	1.6
Avg. Stride Freq. [Hz]	2.3	2.4	2.3	2.3	2.3	2.3	2.3
Avg. Stride Length [m]	6.5	7.4	7.5	7.2	7.3	7.2	7.0



- [] Ranking at each section and finish
- .-.-.- No data available at this section
- NA No data available



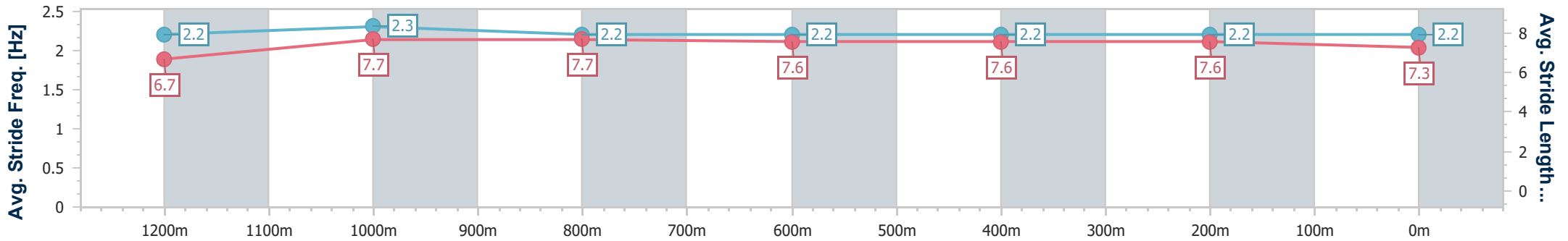
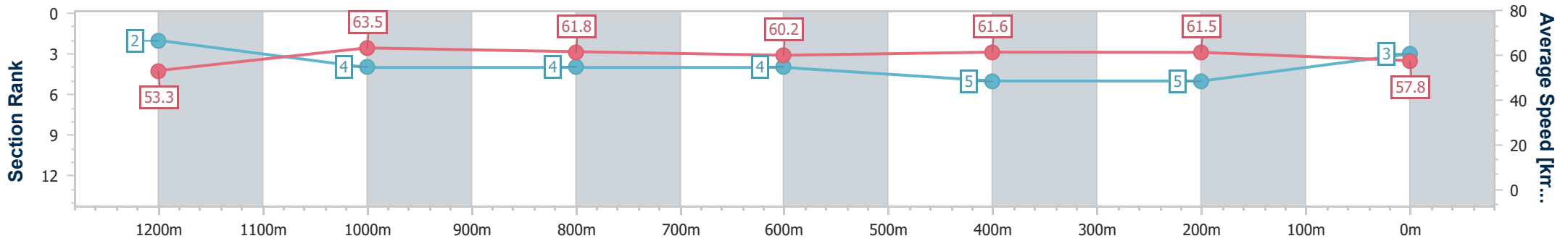
Horse/Jockey Name	Kozani
Final Rank	3
Fastest Section Time (Section)	0:11.44 (1200m)
Top Speed [km/h] (Section)	65.8 (Overall)
Race State	Finished



Sunshine Coast Poly Track QLD Professional
 Race 3: SUNNY COAST SHARKS BM65 Handicap - 1400m
 24 November 2024 - 14:02
 Track Rating: Synthetic, Weather: Fine, Rail Position: True



Section	Overall	1200m	1000m	800m	600m	400m	200m
Section Times	1:24.62 [3] (0:13.56)	1:11.06 [2] (0:11.44)	0:59.62 [4] (0:11.63)	0:47.99 [4] (0:12.14)	0:35.85 [4] (0:11.74)	0:24.11 [5] (0:11.68)	0:12.43 [5] (0:12.43)
Average Speed [km/h]	53.3	63.5	61.8	60.2	61.6	61.5	57.8
Top Speed [km/h]	65.8	64.9	63.3	61.3	62.4	63.6	60.0
Avg. Dist. to Rail [m]	4.0	3.0	2.3	2.2	1.4	0.5	0.4
Avg. Stride Freq. [Hz]	2.2	2.3	2.2	2.2	2.2	2.2	2.2
Avg. Stride Length [m]	6.7	7.7	7.7	7.6	7.6	7.6	7.3



- [] Ranking at each section and finish
- .-.- No data available at this section
- NA No data available



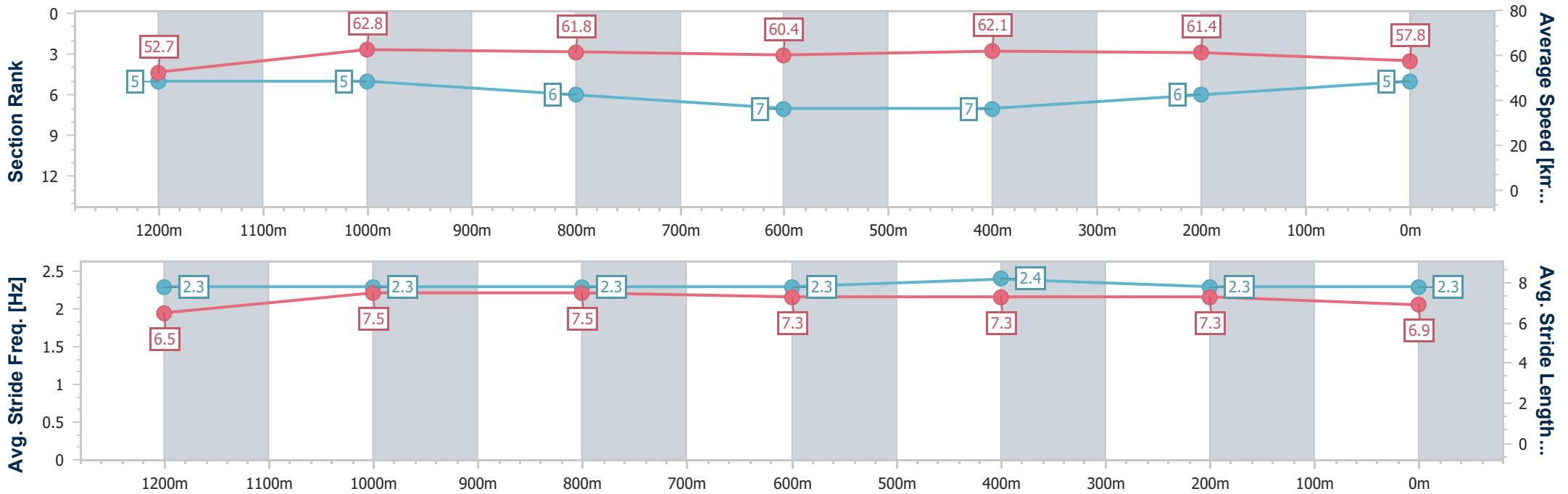
Horse/Jockey Name	Aitutaki
Final Rank	5
Fastest Section Time (Section)	0:11.47 (1200m)
Top Speed [km/h] (Section)	65.6 (1200m)
Race State	Finished



Sunshine Coast Poly Track QLD Professional
 Race 3: SUNNY COAST SHARKS BM65 Handicap - 1400m
 24 November 2024 - 14:02
 Track Rating: Synthetic, Weather: Fine, Rail Position: True



Section	Overall	1200m	1000m	800m	600m	400m	200m
Section Times	1:24.79 [5] (0:13.73)	1:11.06 [5] (0:11.47)	0:59.59 [5] (0:11.68)	0:47.91 [6] (0:12.09)	0:35.82 [7] (0:11.69)	0:24.13 [7] (0:11.71)	0:12.42 [6]
Average Speed [km/h]	52.7	62.8	61.8	60.4	62.1	61.4	57.8
Top Speed [km/h]	65.0	65.6	62.9	61.7	62.9	62.7	59.8
Avg. Dist. to Rail [m]	3.6	1.8	1.8	2.1	1.0	2.4	2.1
Avg. Stride Freq. [Hz]	2.3	2.3	2.3	2.3	2.4	2.3	2.3
Avg. Stride Length [m]	6.5	7.5	7.5	7.3	7.3	7.3	6.9



- [] Ranking at each section and finish
- .-.- No data available at this section
- NA No data available



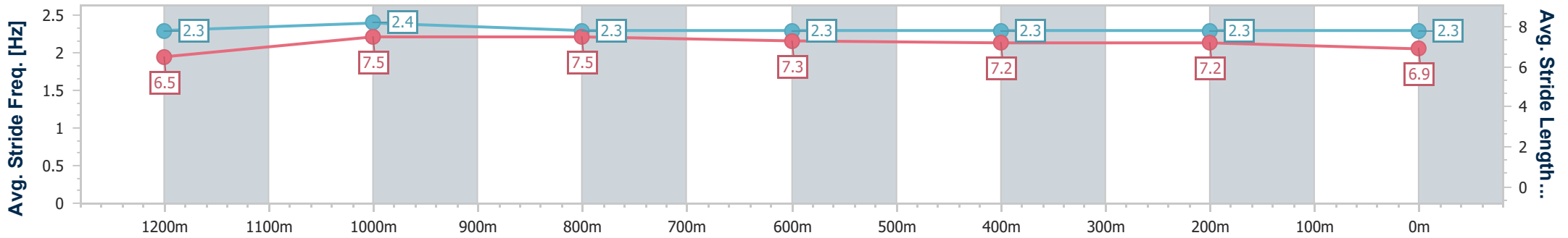
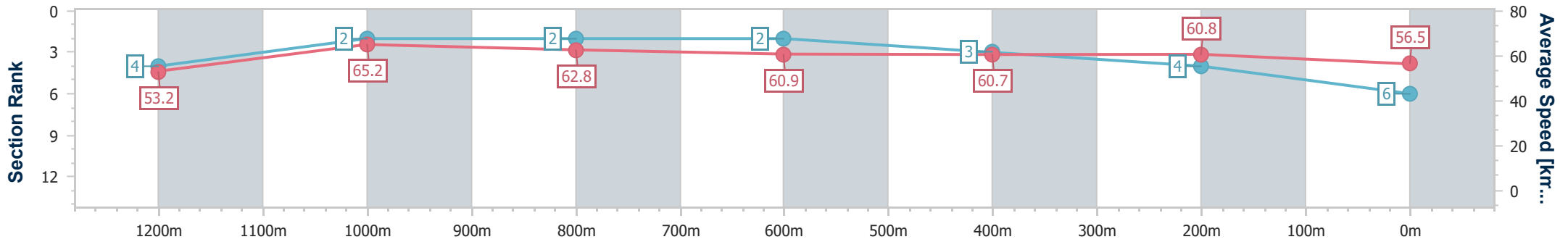
Horse/Jockey Name	Pinkus
Final Rank	6
Fastest Section Time (Section)	0:11.21 (1200m)
Top Speed [km/h] (Section)	66.9 (Overall)
Race State	Finished



Sunshine Coast Poly Track QLD Professional
 Race 3: SUNNY COAST SHARKS BM65 Handicap - 1400m
 24 November 2024 - 14:02
 Track Rating: Synthetic, Weather: Fine, Rail Position: True



Section	Overall	1200m	1000m	800m	600m	400m	200m
Section Times	1:24.86 [6] (0:13.65)	1:11.21 [4] (0:11.21)	1:00.00 [2] (0:11.49)	0:48.51 [2] (0:12.02)	0:36.49 [2] (0:11.94)	0:24.55 [3] (0:11.87)	0:12.68 [4] (0:12.68)
Average Speed [km/h]	53.2	65.2	62.8	60.9	60.7	60.8	56.5
Top Speed [km/h]	66.9	66.0	64.7	61.7	61.7	62.1	58.5
Avg. Dist. to Rail [m]	8.2	5.1	3.9	2.8	0.9	3.0	2.3
Avg. Stride Freq. [Hz]	2.3	2.4	2.3	2.3	2.3	2.3	2.3
Avg. Stride Length [m]	6.5	7.5	7.5	7.3	7.2	7.2	6.9



- [] Ranking at each section and finish
- .-.-.- No data available at this section
- NA No data available



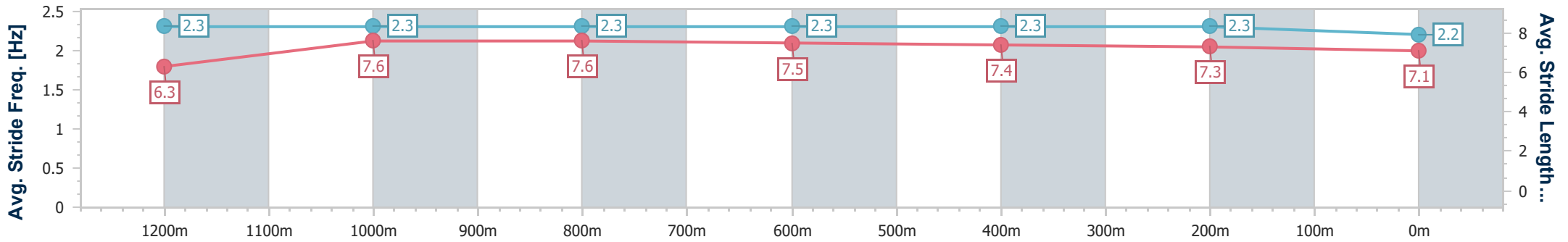
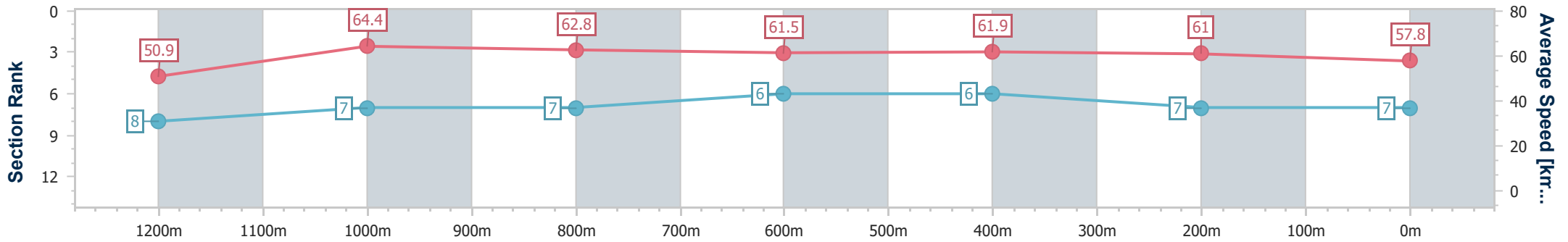
Horse/Jockey Name	Flying Rothe
Final Rank	7
Fastest Section Time (Section)	0:11.32 (1200m)
Top Speed [km/h] (Section)	66.6 (1200m)
Race State	Finished



Sunshine Coast Poly Track QLD Professional
 Race 3: SUNNY COAST SHARKS BM65 Handicap - 1400m
 24 November 2024 - 14:02
 Track Rating: Synthetic, Weather: Fine, Rail Position: True



Section	Overall	1200m	1000m	800m	600m	400m	200m
Section Times	1:24.87 [7] (0:14.16)	1:10.71 [8] (0:11.32)	0:59.39 [7] (0:11.47)	0:47.92 [7] (0:11.89)	0:36.03 [6] (0:11.76)	0:24.27 [6] (0:11.80)	0:12.47 [7] (0:12.47)
Average Speed [km/h]	50.9	64.4	62.8	61.5	61.9	61.0	57.8
Top Speed [km/h]	65.7	66.6	64.1	62.5	63.2	62.4	59.3
Avg. Dist. to Rail [m]	6.7	3.5	3.3	2.4	1.8	3.9	3.9
Avg. Stride Freq. [Hz]	2.3	2.3	2.3	2.3	2.3	2.3	2.2
Avg. Stride Length [m]	6.3	7.6	7.6	7.5	7.4	7.3	7.1



- [] Ranking at each section and finish
- .-.- No data available at this section
- NA No data available



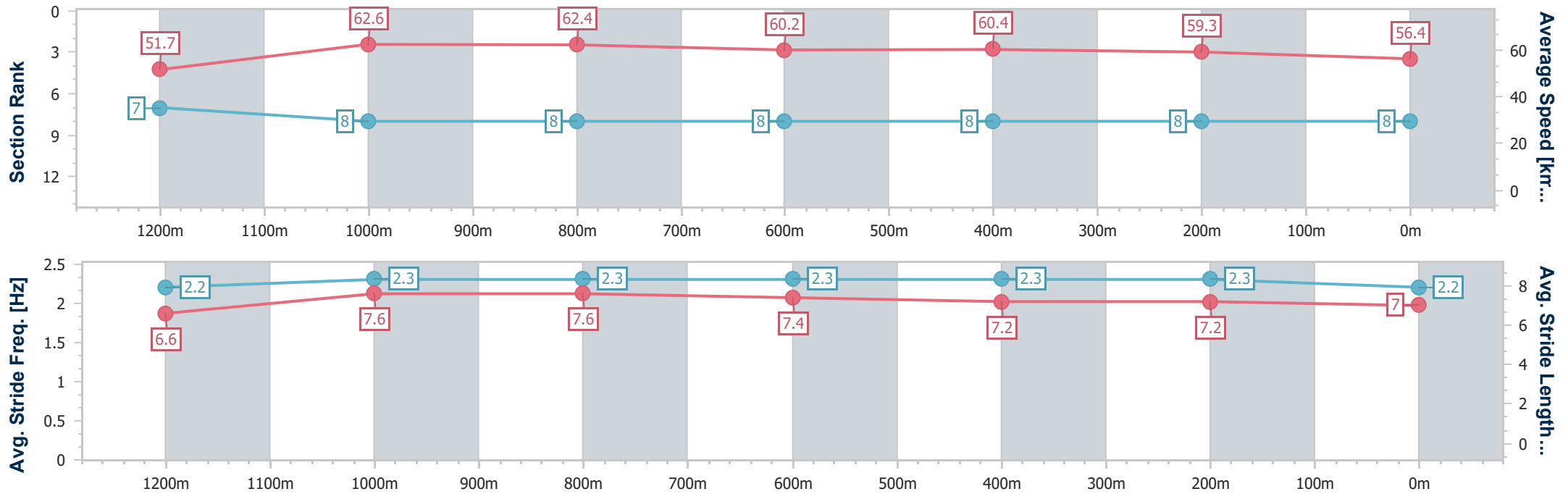
Horse/Jockey Name	Secret Sheema
Final Rank	8
Fastest Section Time (Section)	0:11.54 (1200m)
Top Speed [km/h] (Section)	64.2 (Overall)
Race State	Finished



Sunshine Coast Poly Track QLD Professional
 Race 3: SUNNY COAST SHARKS BM65 Handicap - 1400m
 24 November 2024 - 14:02
 Track Rating: Synthetic, Weather: Fine, Rail Position: True



Section	Overall	1200m	1000m	800m	600m	400m	200m
Section Times	1:26.08 [8] (0:14.00)	1:12.08 [7] (0:11.54)	1:00.54 [8] (0:11.59)	0:48.95 [8] (0:12.08)	0:36.87 [8] (0:11.94)	0:24.93 [8] (0:12.15)	0:12.78 [8] (0:12.78)
Average Speed [km/h]	51.7	62.6	62.4	60.2	60.4	59.3	56.4
Top Speed [km/h]	64.2	63.8	63.5	60.9	61.0	60.2	58.5
Avg. Dist. to Rail [m]	4.7	1.8	2.7	2.0	0.6	1.8	0.4
Avg. Stride Freq. [Hz]	2.2	2.3	2.3	2.3	2.3	2.3	2.2
Avg. Stride Length [m]	6.6	7.6	7.6	7.4	7.2	7.2	7.0



- [] Ranking at each section and finish
- .-.- No data available at this section
- NA No data available