



# Sunshine Coast Poly Track QLD Professional

## Race 4: GO TURF Maiden Plate - 1000m

24 November 2024 - 14:39



Track Rating: Synthetic, Weather: Fine, Rail Position: True

Section		Overall	800m	600m	400m	200m	Last 600m					
Field Times		0:58.83 (0:13.58)	0:45.25 (0:11.27)	0:33.98 (0:11.20)	0:22.78 (0:11.21)	0:11.57 (0:11.57)	0:33.98					
Rank	TAB Horse/Jockey	Barrier	Top Speed [km/h]	Fastest Section	Margin					Distance Travelled [m]		
1	11 ROCK LOBSTER Matthew Gray	9	66.5 400m	0:11.00 400m	0:58.83 [1] (0:13.69)	0:45.14 [2] (0:11.43)	0:33.71 [3] (0:11.14)	0:22.57 [3] (0:11.00)	0:11.57 [1] (0:11.57)	0:58.83	0:33.71	
2	2 AQUAHOLIC Kyle Wilson-Taylor	13	68.3 Overall	0:11.20 600m	0:58.86 [2] (0:13.58)	0:45.28 [1] (0:11.27)	0:34.01 [1] (0:11.20)	0:22.81 [1] (0:11.24)	0:11.57 [2] (0:11.57)	0.2L	0:34.01	+1
3	9 LATE NIGHT TALKING Cody Collis	4	66.8 400m	0:10.97 400m	0:58.97 [3] (0:14.00)	0:44.97 [6] (0:11.38)	0:33.59 [6] (0:11.12)	0:22.47 [5] (0:10.97)	0:11.50 [4] (0:11.50)	0.7L	0:33.59	-1
4	10 MODISTE Cejay Graham	3	66.3 400m	0:11.03 400m	0:59.08 [4] (0:13.72)	0:45.36 [4] (0:11.48)	0:33.88 [4] (0:11.24)	0:22.64 [4] (0:11.03)	0:11.61 [3] (0:11.61)	1.2L	0:33.88	-2
5	3 COOL RUNNING Justin Stanley	10	66.0 Overall	0:11.18 400m	0:59.66 [5] (0:14.14)	0:45.52 [7] (0:11.32)	0:34.20 [7] (0:11.42)	0:22.78 [8] (0:11.18)	0:11.60 [6] (0:11.60)	4.5L	0:34.20	+6
6	7 HALF MOON ROO Erin Molloy	5	65.3 800m	0:11.30 400m	0:59.77 [6] (0:13.98)	0:45.79 [5] (0:11.36)	0:34.43 [5] (0:11.42)	0:23.01 [6] (0:11.30)	0:11.71 [7] (0:11.71)	5L	0:34.43	+3
7	5 FLYING WARRIOR Luke Tarrant	12	66.1 800m	0:11.18 800m	1:00.14 [7] (0:13.71)	0:46.43 [3] (0:11.18)	0:35.25 [2] (0:11.24)	0:24.01 [2] (0:11.55)	0:12.46 [5] (0:12.46)	7L	0:35.25	-2
8	13 SASSY TAP Micheal Hellyer	8	65.1 Overall	0:11.33 600m	1:00.48 [8] (0:14.15)	0:46.33 [8] (0:11.36)	0:34.97 [8] (0:11.33)	0:23.64 [7] (0:11.45)	0:12.19 [8] (0:12.19)	8.8L	0:34.97	+1

Scratched: Panther Power (#1), Aquatempo (#12), Fireforce (#4), Kinoshita (#8), Begorra (#6)

[ ] Ranking at each section and finish  
 -:-:- No data available at this section  
 NA No data available

SCN Saddle cloth number  
 DNF Did not finish  
 DNT Did not track



Horse/Jockey Name	Rock Lobster
Final Rank	1
Fastest Section Time (Section)	0:11.00 (400m)
Top Speed [km/h] (Section)	66.5 (400m)
Race State	Finished



Sunshine Coast Poly Track QLD Professional

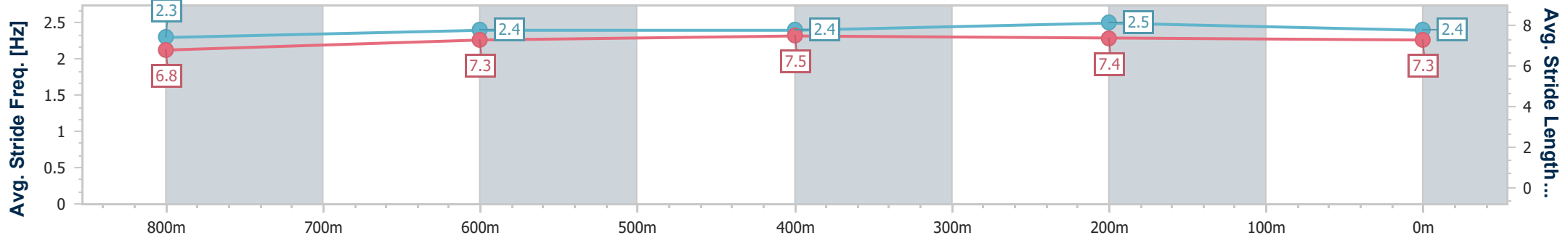
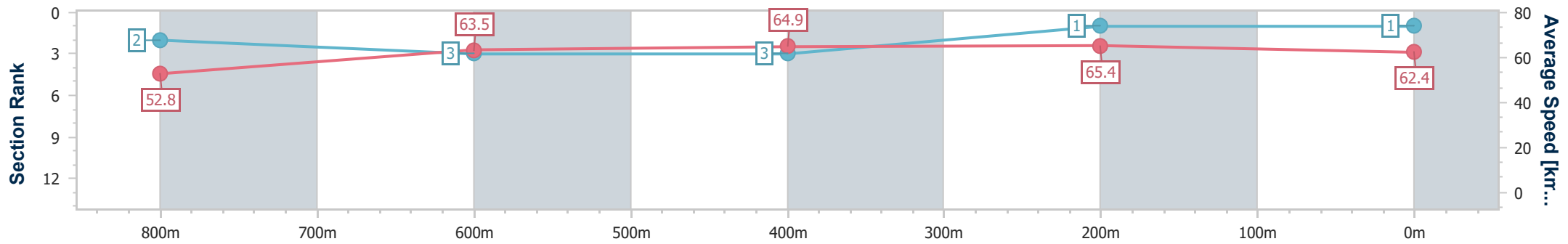
Race 4: GO TURF Maiden Plate - 1000m

24 November 2024 - 14:39

Track Rating: Synthetic, Weather: Fine, Rail Position: True



Section	Overall	800m	600m	400m	200m
Section Times	0:58.83 [1] (0:13.69)	0:45.14 [2] (0:11.43)	0:33.71 [3] (0:11.14)	0:22.57 [3] (0:11.00)	0:11.57 [1] (0:11.57)
Average Speed [km/h]	52.8	63.5	64.9	65.4	62.4
Top Speed [km/h]	65.4	65.6	65.9	66.5	64.2
Avg. Dist. to Rail [m]	3.9	1.7	0.5	2.4	4.7
Avg. Stride Freq. [Hz]	2.3	2.4	2.4	2.5	2.4
Avg. Stride Length [m]	6.8	7.3	7.5	7.4	7.3



- [ ] Ranking at each section and finish
- .-.- No data available at this section
- NA No data available



Horse/Jockey Name	Aquaholic
Final Rank	2
Fastest Section Time (Section)	0:11.20 (600m)
Top Speed [km/h] (Section)	68.3 (Overall)
Race State	Finished



Sunshine Coast Poly Track QLD Professional

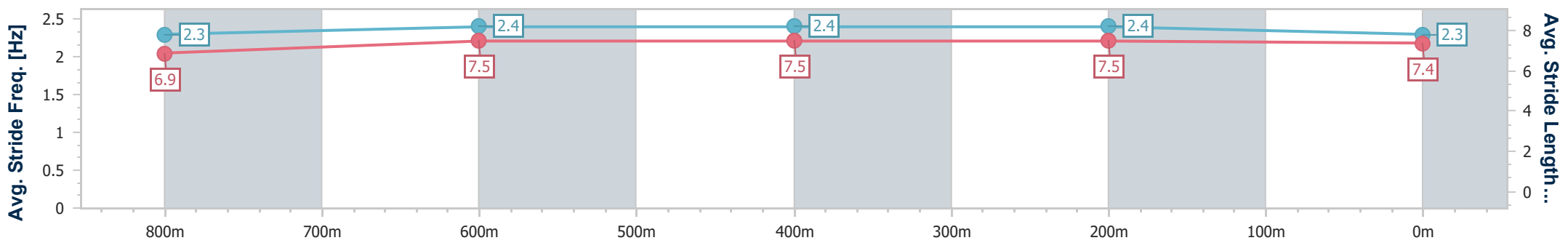
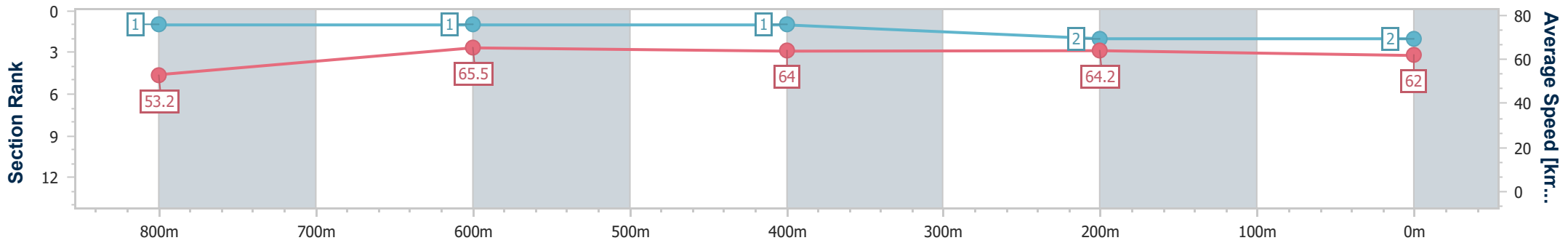
Race 4: GO TURF Maiden Plate - 1000m

24 November 2024 - 14:39

Track Rating: Synthetic, Weather: Fine, Rail Position: True



Section	Overall	800m	600m	400m	200m
Section Times	0:58.86 [2] (0:13.58)	0:45.28 [1] (0:11.27)	0:34.01 [1] (0:11.20)	0:22.81 [1] (0:11.24)	0:11.57 [2] (0:11.57)
Average Speed [km/h]	53.2	65.5	64.0	64.2	62.0
Top Speed [km/h]	68.3	67.6	65.5	65.0	64.0
Avg. Dist. to Rail [m]	7.1	3.5	0.6	0.9	2.7
Avg. Stride Freq. [Hz]	2.3	2.4	2.4	2.4	2.3
Avg. Stride Length [m]	6.9	7.5	7.5	7.5	7.4



- [ ] Ranking at each section and finish
- .-.- No data available at this section
- NA No data available



Horse/Jockey Name	Late Night Talking
Final Rank	3
Fastest Section Time (Section)	0:10.97 (400m)
Top Speed [km/h] (Section)	66.8 (400m)
Race State	Finished



Sunshine Coast Poly Track QLD Professional

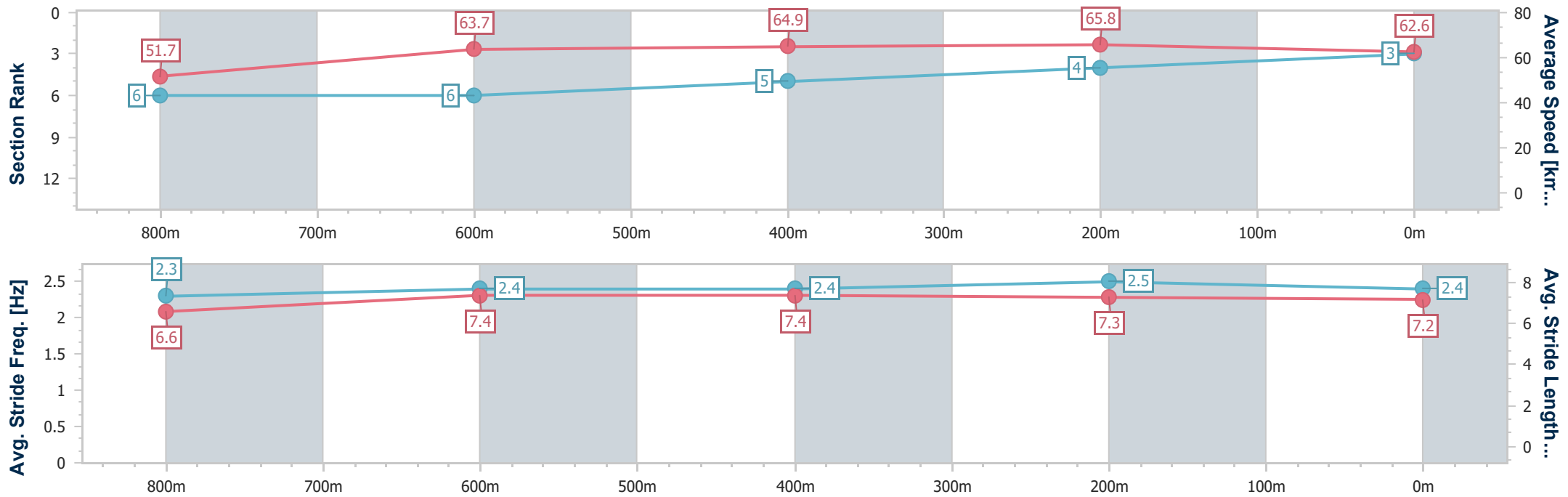
Race 4: GO TURF Maiden Plate - 1000m

24 November 2024 - 14:39



Track Rating: Synthetic, Weather: Fine, Rail Position: True

Section	Overall	800m	600m	400m	200m
Section Times	0:58.97 [3] (0:14.00)	0:44.97 [6] (0:11.38)	0:33.59 [6] (0:11.12)	0:22.47 [5] (0:10.97)	0:11.50 [4] (0:11.50)
Average Speed [km/h]	51.7	63.7	64.9	65.8	62.6
Top Speed [km/h]	64.8	65.2	66.5	66.8	64.6
Avg. Dist. to Rail [m]	2.8	1.2	0.8	3.7	6.7
Avg. Stride Freq. [Hz]	2.3	2.4	2.4	2.5	2.4
Avg. Stride Length [m]	6.6	7.4	7.4	7.3	7.2



- [ ] Ranking at each section and finish
- .-.- No data available at this section
- NA No data available



Horse/Jockey Name	Modiste
Final Rank	4
Fastest Section Time (Section)	0:11.03 (400m)
Top Speed [km/h] (Section)	66.3 (400m)
Race State	Finished



Sunshine Coast Poly Track QLD Professional

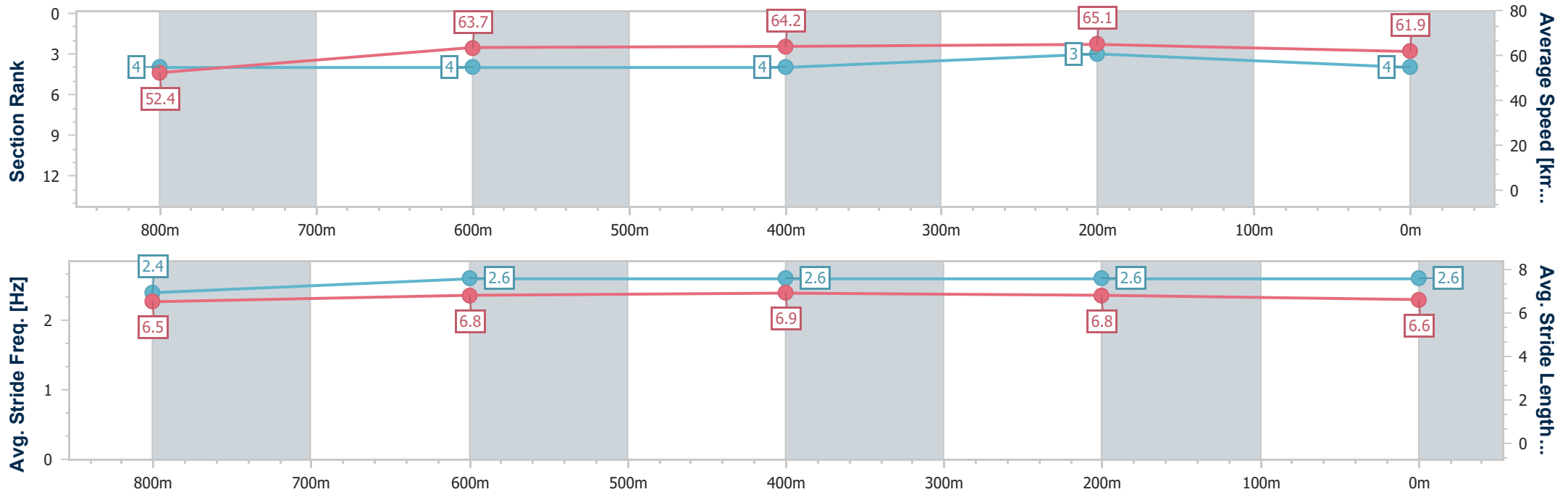
Race 4: GO TURF Maiden Plate - 1000m

24 November 2024 - 14:39

Track Rating: Synthetic, Weather: Fine, Rail Position: True



Section	Overall	800m	600m	400m	200m
Section Times	0:59.08 [4] (0:13.72)	0:45.36 [4] (0:11.48)	0:33.88 [4] (0:11.24)	0:22.64 [4] (0:11.03)	0:11.61 [3] (0:11.61)
Average Speed [km/h]	52.4	63.7	64.2	65.1	61.9
Top Speed [km/h]	65.7	64.9	65.1	66.3	65.1
Avg. Dist. to Rail [m]	1.7	1.5	0.6	0.6	0.6
Avg. Stride Freq. [Hz]	2.4	2.6	2.6	2.6	2.6
Avg. Stride Length [m]	6.5	6.8	6.9	6.8	6.6



- [ ] Ranking at each section and finish
- .-.- No data available at this section
- NA No data available



Horse/Jockey Name	Cool Running
Final Rank	5
Fastest Section Time (Section)	0:11.18 (400m)
Top Speed [km/h] (Section)	66.0 (Overall)
Race State	Finished



Sunshine Coast Poly Track QLD Professional

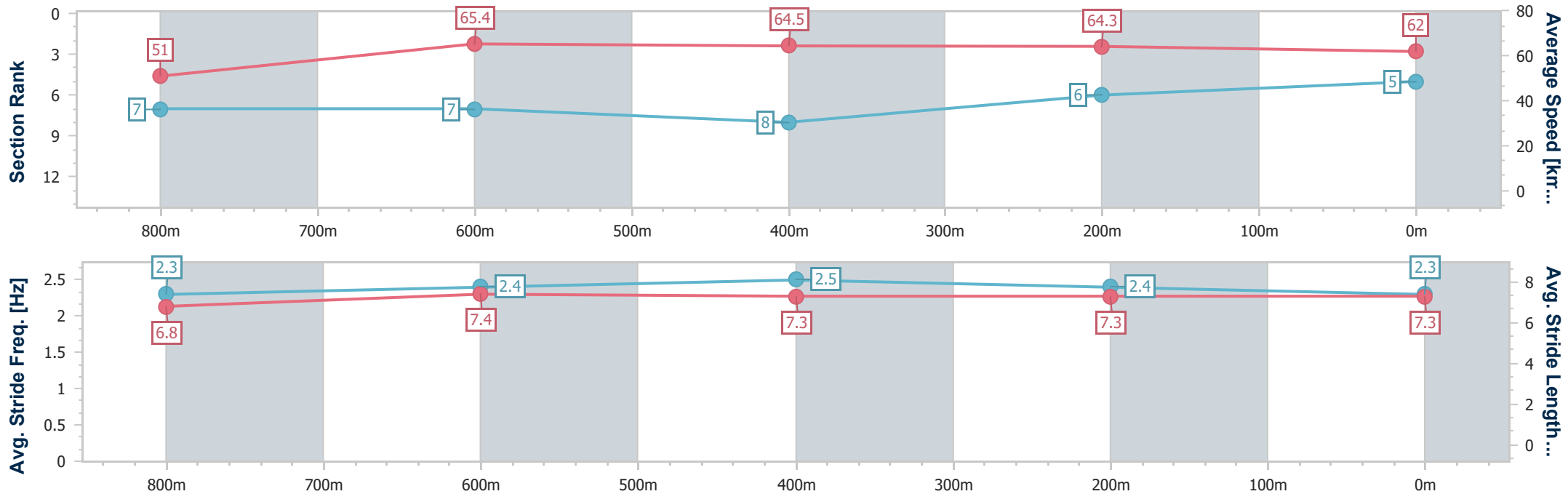
Race 4: GO TURF Maiden Plate - 1000m

24 November 2024 - 14:39

Track Rating: Synthetic, Weather: Fine, Rail Position: True



Section	Overall	800m	600m	400m	200m
Section Times	0:59.66 [5] (0:14.14)	0:45.52 [7] (0:11.32)	0:34.20 [7] (0:11.42)	0:22.78 [8] (0:11.18)	0:11.60 [6] (0:11.60)
Average Speed [km/h]	51.0	65.4	64.5	64.3	62.0
Top Speed [km/h]	66.0	65.9	65.1	65.0	63.7
Avg. Dist. to Rail [m]	6.2	3.9	3.5	5.7	6.6
Avg. Stride Freq. [Hz]	2.3	2.4	2.5	2.4	2.3
Avg. Stride Length [m]	6.8	7.4	7.3	7.3	7.3



- [ ] Ranking at each section and finish
- .-.- No data available at this section
- NA No data available



Horse/Jockey Name	Half Moon Roo
Final Rank	6
Fastest Section Time (Section)	0:11.30 (400m)
Top Speed [km/h] (Section)	65.3 (800m)
Race State	Finished



Sunshine Coast Poly Track QLD Professional

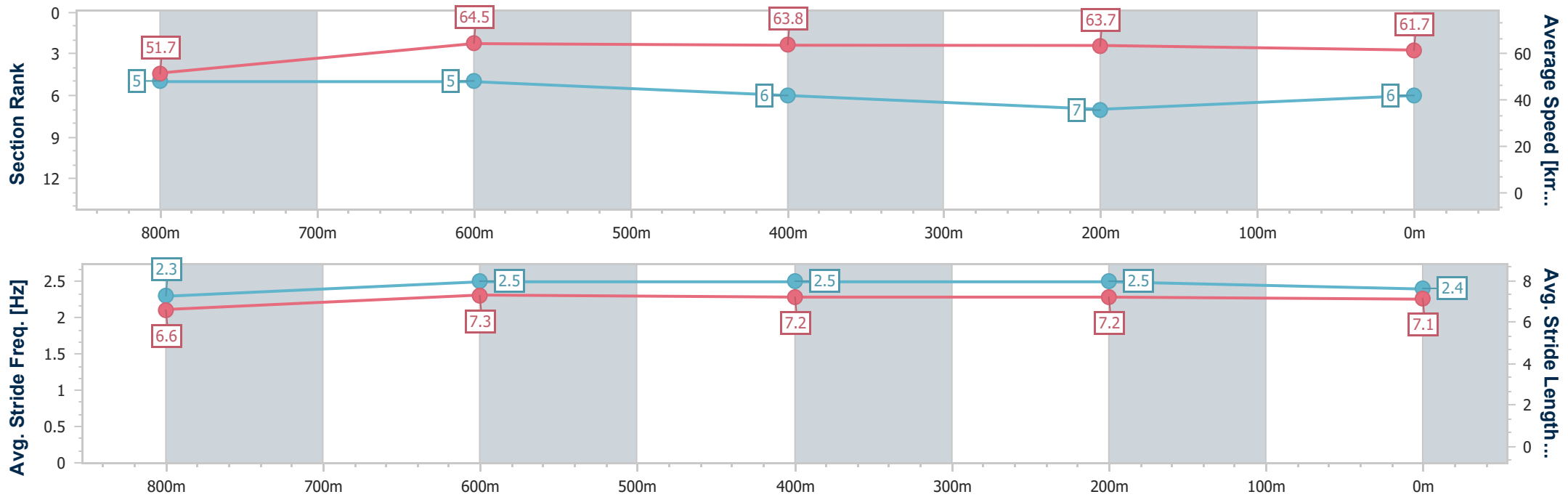
Race 4: GO TURF Maiden Plate - 1000m

24 November 2024 - 14:39



Track Rating: Synthetic, Weather: Fine, Rail Position: True

Section	Overall	800m	600m	400m	200m
Section Times	0:59.77 [6] (0:13.98)	0:45.79 [5] (0:11.36)	0:34.43 [5] (0:11.42)	0:23.01 [6] (0:11.30)	0:11.71 [7] (0:11.71)
Average Speed [km/h]	51.7	64.5	63.8	63.7	61.7
Top Speed [km/h]	65.0	65.3	65.1	64.5	62.9
Avg. Dist. to Rail [m]	3.5	2.3	2.2	3.2	3.5
Avg. Stride Freq. [Hz]	2.3	2.5	2.5	2.5	2.4
Avg. Stride Length [m]	6.6	7.3	7.2	7.2	7.1



- [ ] Ranking at each section and finish
- .-.- No data available at this section
- NA No data available



Horse/Jockey Name	Flying Warrior
Final Rank	7
Fastest Section Time (Section)	0:11.18 (800m)
Top Speed [km/h] (Section)	66.1 (800m)
Race State	Finished



Sunshine Coast Poly Track QLD Professional

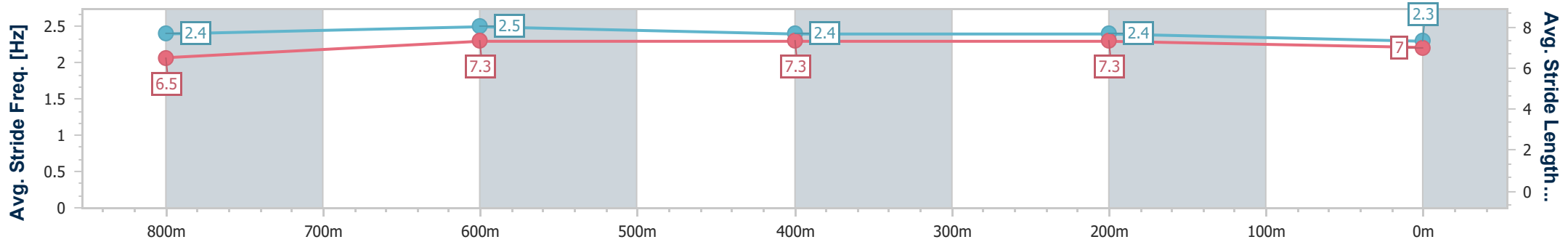
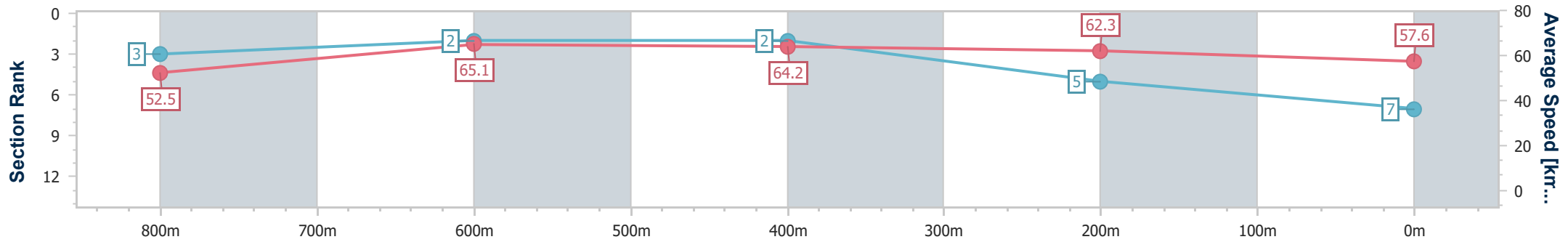
Race 4: GO TURF Maiden Plate - 1000m

24 November 2024 - 14:39

Track Rating: Synthetic, Weather: Fine, Rail Position: True



Section	Overall	800m	600m	400m	200m
Section Times	1:00.14 [7] (0:13.71)	0:46.43 [3] (0:11.18)	0:35.25 [2] (0:11.24)	0:24.01 [2] (0:11.55)	0:12.46 [5] (0:12.46)
Average Speed [km/h]	52.5	65.1	64.2	62.3	57.6
Top Speed [km/h]	64.9	66.1	65.8	63.5	60.4
Avg. Dist. to Rail [m]	6.0	1.2	0.5	1.0	1.1
Avg. Stride Freq. [Hz]	2.4	2.5	2.4	2.4	2.3
Avg. Stride Length [m]	6.5	7.3	7.3	7.3	7.0



- [ ] Ranking at each section and finish
- .-.- No data available at this section
- NA No data available





Horse/Jockey Name	Sassy Tap
Final Rank	8
Fastest Section Time (Section)	0:11.33 (600m)
Top Speed [km/h] (Section)	65.1 (Overall)
Race State	Finished



Sunshine Coast Poly Track QLD Professional

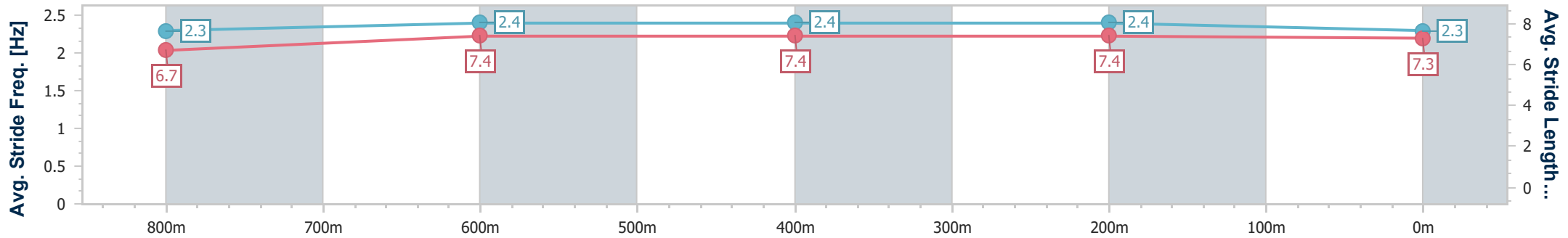
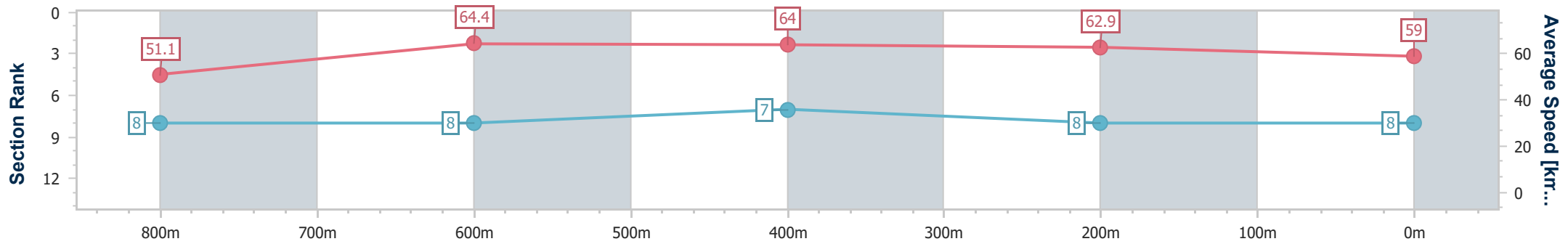
Race 4: GO TURF Maiden Plate - 1000m

24 November 2024 - 14:39

Track Rating: Synthetic, Weather: Fine, Rail Position: True



Section	Overall	800m	600m	400m	200m
Section Times	1:00.48 [8] (0:14.15)	0:46.33 [8] (0:11.36)	0:34.97 [8] (0:11.33)	0:23.64 [7] (0:11.45)	0:12.19 [8] (0:12.19)
Average Speed [km/h]	51.1	64.4	64.0	62.9	59.0
Top Speed [km/h]	65.1	65.0	64.4	64.3	61.4
Avg. Dist. to Rail [m]	4.0	2.6	0.8	0.4	3.2
Avg. Stride Freq. [Hz]	2.3	2.4	2.4	2.4	2.3
Avg. Stride Length [m]	6.7	7.4	7.4	7.4	7.3



- [ ] Ranking at each section and finish
- .-.- No data available at this section
- NA No data available