



Sunshine Coast Poly Track QLD Professional

Race 5: CHAPS MENSWEAR BM55 Handicap - 1100m

24 November 2024 - 15:10



Track Rating: Synthetic, Weather: Fine, Rail Position: True

Section		Field Times										Last 600m		
		Overall	1000m	800m	600m	400m	200m						0:35.35	
		1:05.35 (0:07.97)	0:57.38 (0:10.77)	0:46.61 (0:11.26)	0:35.35 (0:11.53)	0:23.82 (0:11.54)	0:12.28 (0:12.28)							
Rank	TAB	Horse/Jockey	Barrier	Top Speed [km/h]	Fastest Section								Margin	Distance Travelled [m]
1	2	NEW HAMPSHIRE Jace McMurray	5	66.9 1000m	0:08.45 Overall	1:05.35 [1] (0:08.45)	0:56.90 [7] (0:10.94)	0:45.96 [6] (0:11.39)	0:34.57 [6] (0:11.38)	0:23.19 [5] (0:11.27)	0:11.92 [3] (0:11.92)	1:05.35	0:34.57	
2	6	ROCKRATA Cody Collis	10	68.3 1000m	0:08.07 Overall	1:05.53 [2] (0:08.07)	0:57.46 [2] (0:10.70)	0:46.76 [2] (0:11.41)	0:35.35 [2] (0:11.47)	0:23.88 [2] (0:11.52)	0:12.36 [2] (0:12.36)	1L	0:35.35	+2
3	8	EYE WANTED Georgina Cartwright	1	66.6 1000m	0:08.19 Overall	1:05.59 [3] (0:08.19)	0:57.40 [5] (0:11.04)	0:46.36 [5] (0:11.33)	0:35.03 [4] (0:11.41)	0:23.62 [3] (0:11.51)	0:12.11 [4] (0:12.11)	1.2L	0:35.03	-2
4	5	BANK BOOK Shania Willis	2	68.3 1000m	0:07.97 Overall	1:05.72 [4] (0:07.97)	0:57.75 [1] (0:10.77)	0:46.98 [1] (0:11.26)	0:35.72 [1] (0:11.53)	0:24.19 [1] (0:11.54)	0:12.65 [1] (0:12.65)	1.7L	0:35.72	-2
5	9	BULL DIMPLE RUM Dale Smith	9	66.5 1000m	0:08.44 Overall	1:05.72 [5] (0:08.44)	0:57.28 [6] (0:11.10)	0:46.18 [7] (0:11.44)	0:34.74 [7] (0:11.41)	0:23.33 [6] (0:11.26)	0:12.07 [6] (0:12.07)	1.8L	0:34.74	+7
6	4	VOULAIT Justin Stanley	8	67.5 1000m	0:08.11 Overall	1:05.91 [6] (0:08.11)	0:57.80 [3] (0:10.94)	0:46.86 [3] (0:11.46)	0:35.40 [3] (0:11.48)	0:23.92 [4] (0:11.51)	0:12.41 [5] (0:12.41)	2.8L	0:35.40	+1
7	7	JAFUBOY Luke Tarrant	3	66.6 1000m	0:08.16 Overall	1:07.01 [7] (0:08.16)	0:58.85 [4] (0:11.06)	0:47.79 [4] (0:11.54)	0:36.25 [5] (0:11.64)	0:24.61 [7] (0:11.73)	0:12.88 [7] (0:12.88)	9.1L	0:36.25	+4

Scratched: Claudius (#10), Platinum Lies (#3), Mio Sorrento (#1), Annakuri (#11)

[] Ranking at each section and finish
 -:-:- No data available at this section
 NA No data available

SCN Saddle cloth number
 DNF Did not finish
 DNT Did not track



Horse/Jockey Name	New Hampshire
Final Rank	1
Fastest Section Time (Section)	0:08.45 (Overall)
Top Speed [km/h] (Section)	66.9 (1000m)
Race State	Finished



Sunshine Coast Poly Track QLD Professional

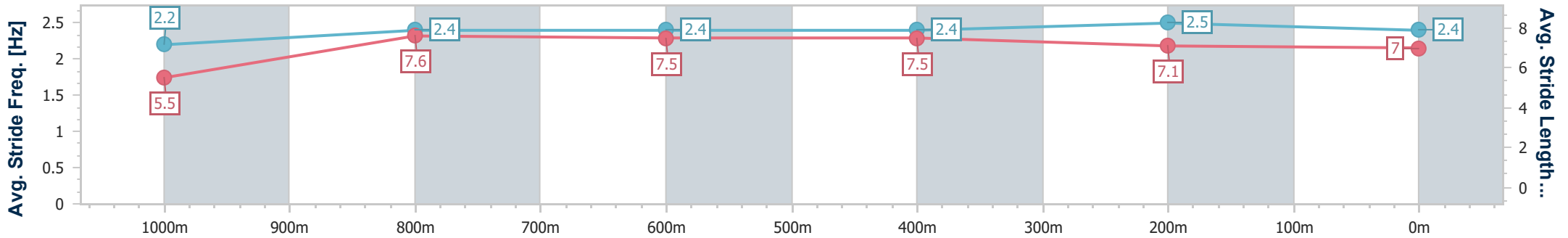
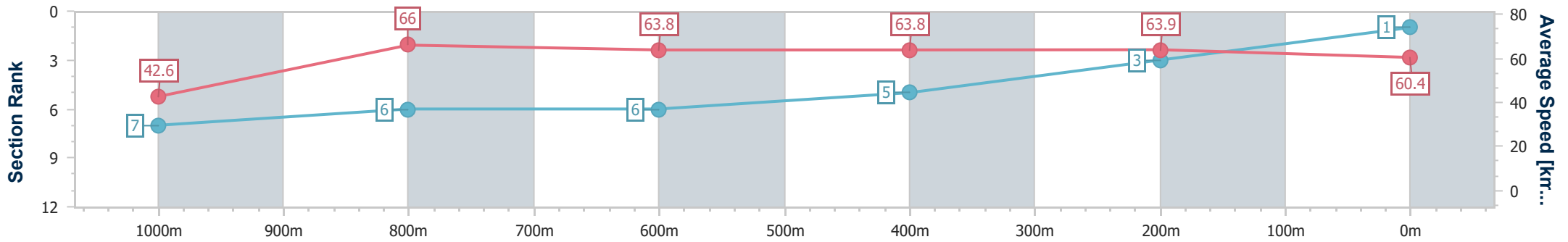
Race 5: CHAPS MENSWEAR BM55 Handicap - 1100m

24 November 2024 - 15:10

Track Rating: Synthetic, Weather: Fine, Rail Position: True



Section	Overall	1000m	800m	600m	400m	200m
Section Times	1:05.35 [1] (0:08.45)	0:56.90 [7] (0:10.94)	0:45.96 [6] (0:11.39)	0:34.57 [6] (0:11.38)	0:23.19 [5] (0:11.27)	0:11.92 [3]
Average Speed [km/h]	42.6	66.0	63.8	63.8	63.9	60.4
Top Speed [km/h]	63.7	66.9	64.8	64.1	65.0	62.0
Avg. Dist. to Rail [m]	5.1	3.0	1.9	1.1	3.2	5.2
Avg. Stride Freq. [Hz]	2.2	2.4	2.4	2.4	2.5	2.4
Avg. Stride Length [m]	5.5	7.6	7.5	7.5	7.1	7.0



- [] Ranking at each section and finish
- .-.- No data available at this section
- NA No data available



Horse/Jockey Name	Rockrata
Final Rank	2
Fastest Section Time (Section)	0:08.07 (Overall)
Top Speed [km/h] (Section)	68.3 (1000m)
Race State	Finished



Sunshine Coast Poly Track QLD Professional

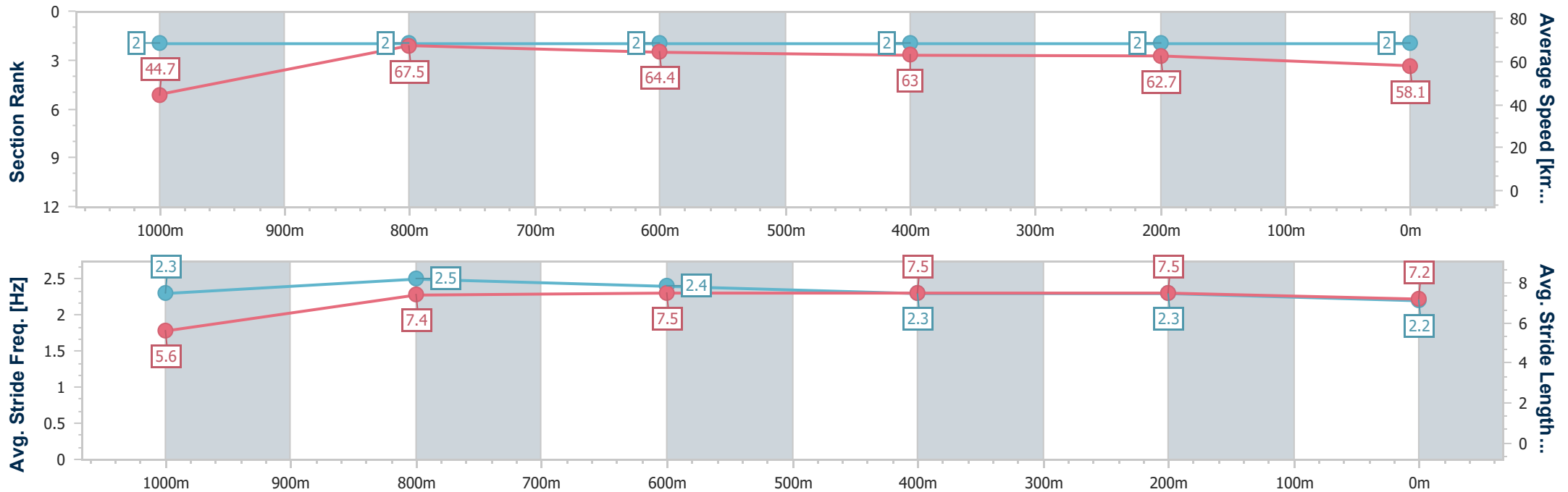
Race 5: CHAPS MENSWEAR BM55 Handicap - 1100m

24 November 2024 - 15:10

Track Rating: Synthetic, Weather: Fine, Rail Position: True



Section	Overall	1000m	800m	600m	400m	200m
Section Times	1:05.53 [2] (0:08.07)	0:57.46 [2] (0:10.70)	0:46.76 [2] (0:11.41)	0:35.35 [2] (0:11.47)	0:23.88 [2] (0:11.52)	0:12.36 [2] (0:12.36)
Average Speed [km/h]	44.7	67.5	64.4	63.0	62.7	58.1
Top Speed [km/h]	64.3	68.3	66.8	64.3	64.9	60.1
Avg. Dist. to Rail [m]	8.7	5.2	2.8	1.1	0.4	1.9
Avg. Stride Freq. [Hz]	2.3	2.5	2.4	2.3	2.3	2.2
Avg. Stride Length [m]	5.6	7.4	7.5	7.5	7.5	7.2



- [] Ranking at each section and finish
- .-.- No data available at this section
- NA No data available



Horse/Jockey Name	Eye Wanted
Final Rank	3
Fastest Section Time (Section)	0:08.19 (Overall)
Top Speed [km/h] (Section)	66.6 (1000m)
Race State	Finished



Sunshine Coast Poly Track QLD Professional

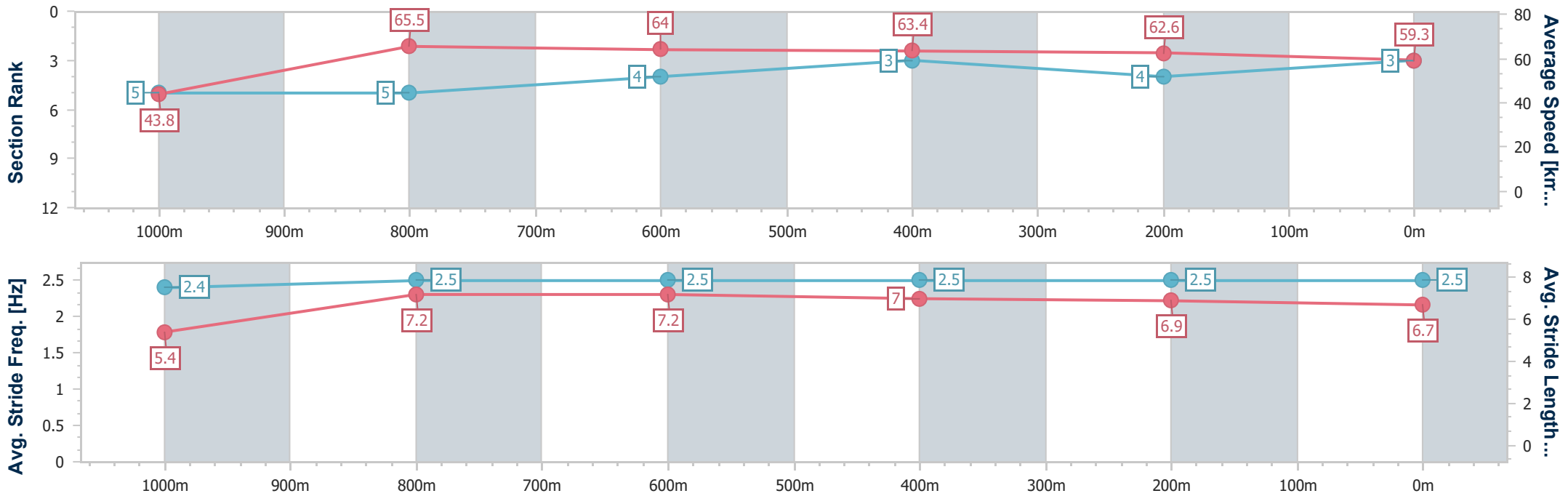
Race 5: CHAPS MENSWEAR BM55 Handicap - 1100m

24 November 2024 - 15:10

Track Rating: Synthetic, Weather: Fine, Rail Position: True



Section	Overall	1000m	800m	600m	400m	200m
Section Times	1:05.59 [3] (0:08.19)	0:57.40 [5] (0:11.04)	0:46.36 [5] (0:11.33)	0:35.03 [4] (0:11.41)	0:23.62 [3] (0:11.51)	0:12.11 [4]
Average Speed [km/h]	43.8	65.5	64.0	63.4	62.6	59.3
Top Speed [km/h]	62.5	66.6	65.5	64.3	64.0	62.0
Avg. Dist. to Rail [m]	3.1	1.8	1.0	0.6	2.4	3.6
Avg. Stride Freq. [Hz]	2.4	2.5	2.5	2.5	2.5	2.5
Avg. Stride Length [m]	5.4	7.2	7.2	7.0	6.9	6.7



- [] Ranking at each section and finish
- .-.- No data available at this section
- NA No data available



Horse/Jockey Name	Bank Book
Final Rank	4
Fastest Section Time (Section)	0:07.97 (Overall)
Top Speed [km/h] (Section)	68.3 (1000m)
Race State	Finished



Sunshine Coast Poly Track QLD Professional

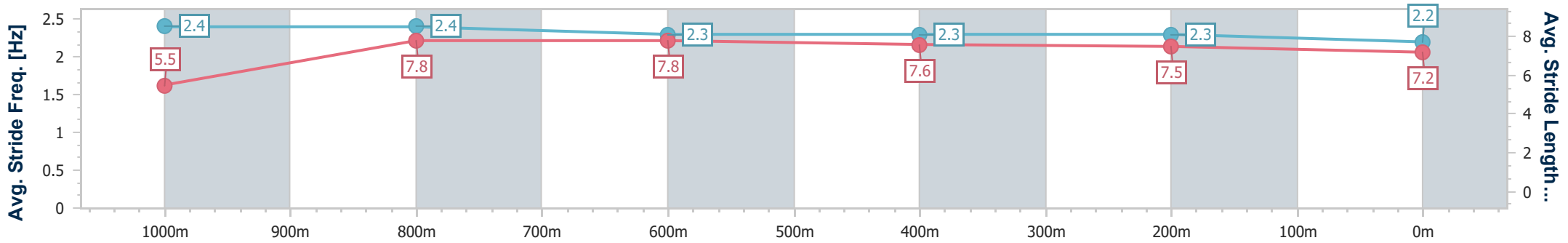
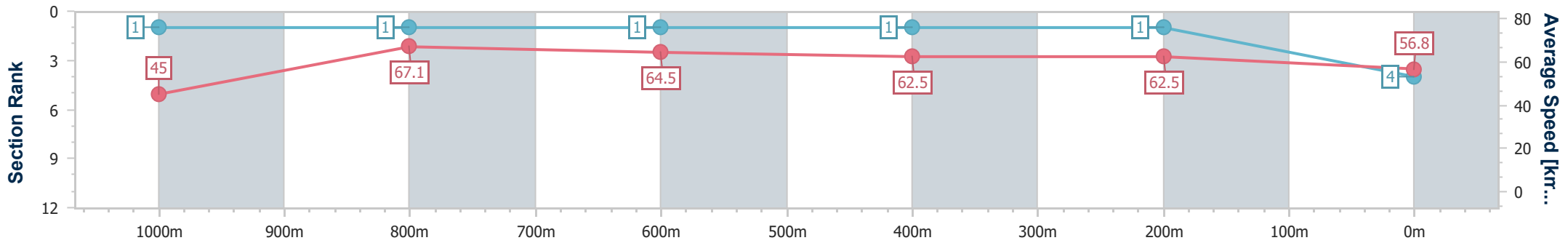
Race 5: CHAPS MENSWEAR BM55 Handicap - 1100m

24 November 2024 - 15:10

Track Rating: Synthetic, Weather: Fine, Rail Position: True



Section	Overall	1000m	800m	600m	400m	200m
Section Times	1:05.72 [4] (0:07.97)	0:57.75 [1] (0:10.77)	0:46.98 [1] (0:11.26)	0:35.72 [1] (0:11.53)	0:24.19 [1] (0:11.54)	0:12.65 [1] (0:12.65)
Average Speed [km/h]	45.0	67.1	64.5	62.5	62.5	56.8
Top Speed [km/h]	64.3	68.3	66.5	63.6	63.8	60.1
Avg. Dist. to Rail [m]	4.1	1.4	1.7	0.9	0.5	0.5
Avg. Stride Freq. [Hz]	2.4	2.4	2.3	2.3	2.3	2.2
Avg. Stride Length [m]	5.5	7.8	7.8	7.6	7.5	7.2



- [] Ranking at each section and finish
- .-.- No data available at this section
- NA No data available



Horse/Jockey Name	Bull Dimple Rum
Final Rank	5
Fastest Section Time (Section)	0:08.44 (Overall)
Top Speed [km/h] (Section)	66.5 (1000m)
Race State	Finished



Sunshine Coast Poly Track QLD Professional

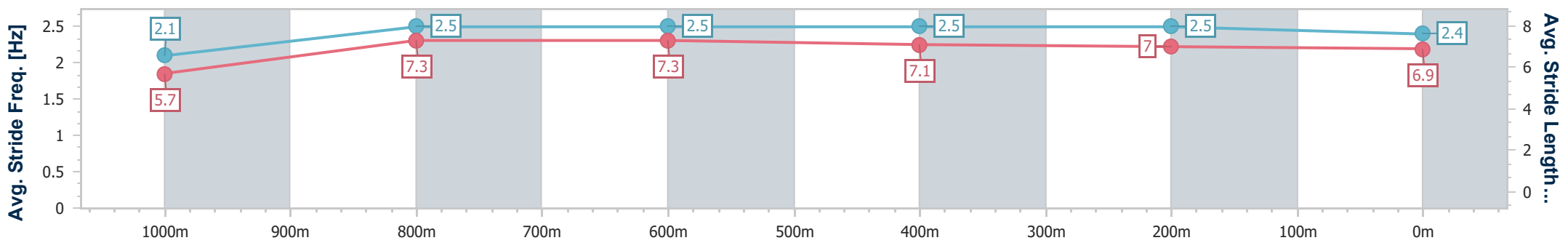
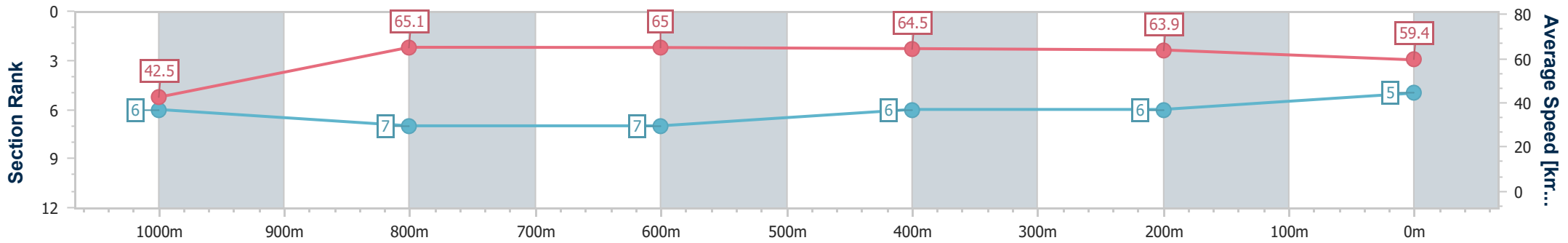
Race 5: CHAPS MENSWEAR BM55 Handicap - 1100m

24 November 2024 - 15:10

Track Rating: Synthetic, Weather: Fine, Rail Position: True



Section	Overall	1000m	800m	600m	400m	200m
Section Times	1:05.72 [5] (0:08.44)	0:57.28 [6] (0:11.10)	0:46.18 [7] (0:11.44)	0:34.74 [7] (0:11.41)	0:23.33 [6] (0:11.26)	0:12.07 [6] (0:12.07)
Average Speed [km/h]	42.5	65.1	65.0	64.5	63.9	59.4
Top Speed [km/h]	61.8	66.5	66.0	65.6	65.0	62.4
Avg. Dist. to Rail [m]	6.7	4.4	4.7	3.1	4.3	4.7
Avg. Stride Freq. [Hz]	2.1	2.5	2.5	2.5	2.5	2.4
Avg. Stride Length [m]	5.7	7.3	7.3	7.1	7.0	6.9



- [] Ranking at each section and finish
- .-.- No data available at this section
- NA No data available



Horse/Jockey Name	Voulait
Final Rank	6
Fastest Section Time (Section)	0:08.11 (Overall)
Top Speed [km/h] (Section)	67.5 (1000m)
Race State	Finished



Sunshine Coast Poly Track QLD Professional

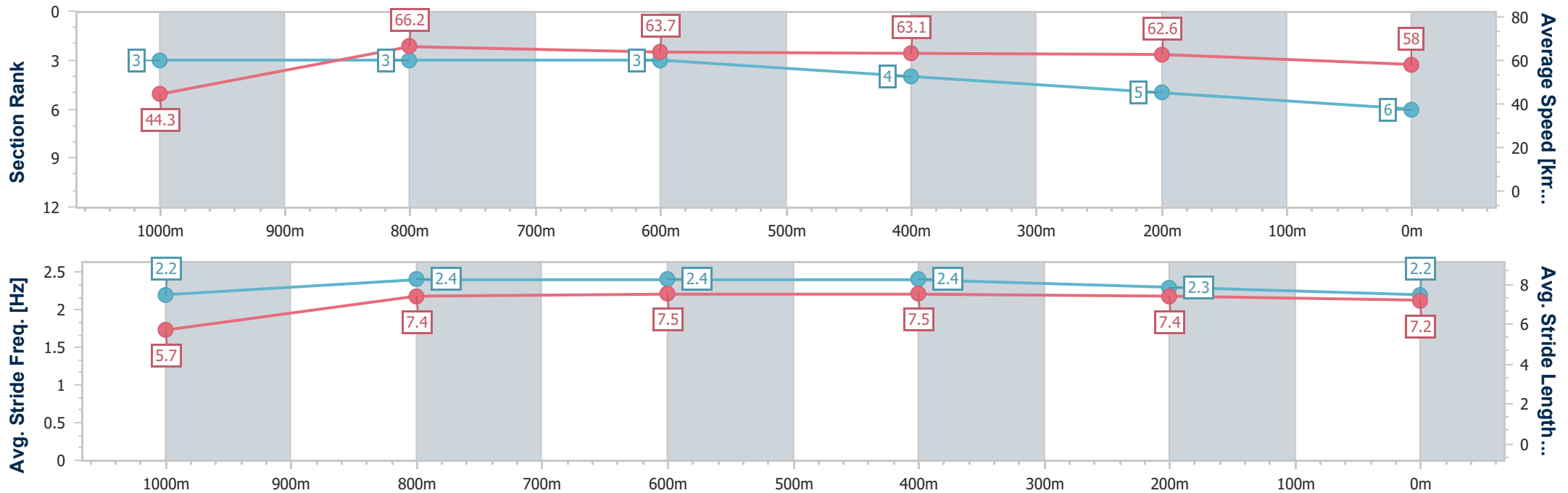
Race 5: CHAPS MENSWEAR BM55 Handicap - 1100m

24 November 2024 - 15:10

Track Rating: Synthetic, Weather: Fine, Rail Position: True



Section	Overall	1000m	800m	600m	400m	200m
Section Times	1:05.91 [6] (0:08.11)	0:57.80 [3] (0:10.94)	0:46.86 [3] (0:11.46)	0:35.40 [3] (0:11.48)	0:23.92 [4] (0:11.51)	0:12.41 [5] (0:12.41)
Average Speed [km/h]	44.3	66.2	63.7	63.1	62.6	58.0
Top Speed [km/h]	65.0	67.5	65.0	63.8	63.8	60.8
Avg. Dist. to Rail [m]	6.2	4.0	2.7	0.7	2.1	3.8
Avg. Stride Freq. [Hz]	2.2	2.4	2.4	2.4	2.3	2.2
Avg. Stride Length [m]	5.7	7.4	7.5	7.5	7.4	7.2



- [] Ranking at each section and finish
- .-.- No data available at this section
- NA No data available



Horse/Jockey Name	Jafuboy
Final Rank	7
Fastest Section Time (Section)	0:08.16 (Overall)
Top Speed [km/h] (Section)	66.6 (1000m)
Race State	Finished



Sunshine Coast Poly Track QLD Professional

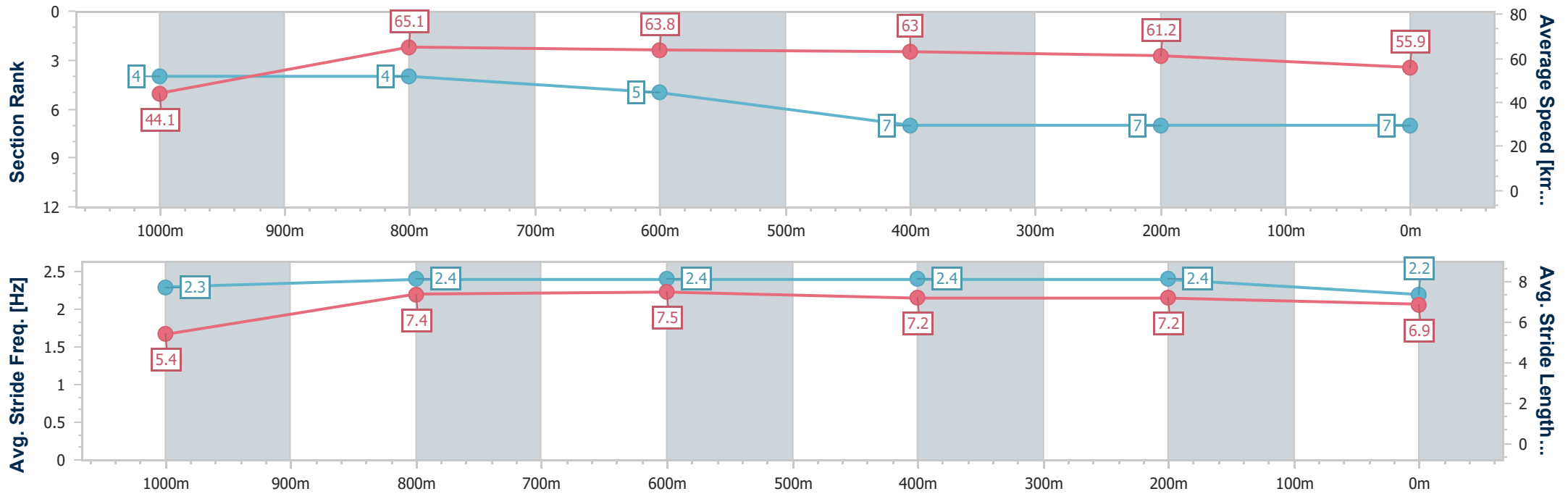
Race 5: CHAPS MENSWEAR BM55 Handicap - 1100m

24 November 2024 - 15:10

Track Rating: Synthetic, Weather: Fine, Rail Position: True



Section	Overall	1000m	800m	600m	400m	200m
Section Times	1:07.01 [7] (0:08.16)	0:58.85 [4] (0:11.06)	0:47.79 [4] (0:11.54)	0:36.25 [5] (0:11.64)	0:24.61 [7] (0:11.73)	0:12.88 [7] (0:12.88)
Average Speed [km/h]	44.1	65.1	63.8	63.0	61.2	55.9
Top Speed [km/h]	63.0	66.6	65.2	63.8	63.0	59.6
Avg. Dist. to Rail [m]	4.6	2.5	3.3	2.5	2.7	0.8
Avg. Stride Freq. [Hz]	2.3	2.4	2.4	2.4	2.4	2.2
Avg. Stride Length [m]	5.4	7.4	7.5	7.2	7.2	6.9



- [] Ranking at each section and finish
- .-.- No data available at this section
- NA No data available