



Mackay QLD Professional

Race 2: Book Event Centre for Functions QTIS Two-Year-Old Maiden Handicap - 1050m

26 November 2024 - 13:46



MACKAY TURF CLUB
Ooralea Racecourse

Track Rating: Good 4, Weather: Fine, Rail Position: True

Section		Overall	1000m	800m	600m	400m	200m	Last 600m					
Field Times		1:01.88 (0:04.65)	0:57.23 (0:10.99)	0:46.24 (0:10.65)	0:35.59 (0:11.77)	0:23.82 (0:11.60)	0:12.22 (0:12.22)	0:35.59					
Rank	TAB Horse/Jockey	Barrier	Top Speed [km/h]	Fastest Section							Margin	Distance Travelled [m]	
1	1 BANG STICK Gabrielle Semmens	7	68.5 800m	0:04.65 Overall	1:01.88 [1] (0:04.65)	0:57.23 [1] (0:11.28)	0:45.95 [2] (0:10.73)	0:35.22 [2] (0:11.57)	0:23.65 [2] (0:11.43)	0:12.22 [1] (0:12.22)	1:01.88	0:35.22	
2	4 NOSEY NEO Georgina Cartwright	5	70.2 1000m	0:04.87 Overall	1:01.92 [2] (0:04.87)	0:57.05 [3] (0:10.77)	0:46.28 [1] (0:10.65)	0:35.63 [1] (0:11.77)	0:23.86 [1] (0:11.61)	0:12.25 [2] (0:12.25)	0.24L	0:35.63	-3
3	6 BOLLA BOLLA BABE Leah Martyn	1	67.8 800m	0:04.87 Overall	1:02.25 [3] (0:04.87)	0:57.38 [4] (0:11.31)	0:46.07 [3] (0:10.97)	0:35.10 [3] (0:11.58)	0:23.52 [4] (0:11.41)	0:12.11 [3] (0:12.11)	2.17L	0:35.10	-3
4	3 WHATTA MISSION Justin Stanley	3	68.2 800m	0:04.94 Overall	1:02.81 [4] (0:04.94)	0:57.87 [5] (0:11.59)	0:46.28 [5] (0:10.80)	0:35.48 [4] (0:11.38)	0:24.10 [3] (0:11.88)	0:12.22 [4] (0:12.22)	5.5L	0:35.48	-4
5	7 LOUIS AUGUSTE Adam Sewell	2	67.0 800m	0:04.87 Overall	1:03.35 [5] (0:04.87)	0:58.48 [2] (0:11.40)	0:47.08 [4] (0:11.08)	0:36.00 [5] (0:11.83)	0:24.17 [5] (0:11.87)	0:12.30 [5] (0:12.30)	8.65L	0:36.00	-1
6	2 POWERED RIGHT UP Scott Sheargold	6	66.1 800m	0:05.18 Overall	1:05.41 [6] (0:05.18)	1:00.23 [7] (0:11.65)	0:48.58 [6] (0:11.09)	0:37.49 [6] (0:11.73)	0:25.76 [6] (0:12.27)	0:13.49 [6] (0:13.49)	20.77L	0:37.49	-4

Did Not Finish: Fabulean (#8)
Scratched: Who Asked Zou (#5)

[] Ranking at each section and finish
-:--:- No data available at this section
NA No data available

SCN Saddle cloth number
DNF Did not finish
DNT Did not track



Horse/Jockey Name	Bang Stick
Final Rank	1
Fastest Section Time (Section)	0:04.65 (Overall)
Top Speed [km/h] (Section)	68.5 (800m)
Race State	Finished



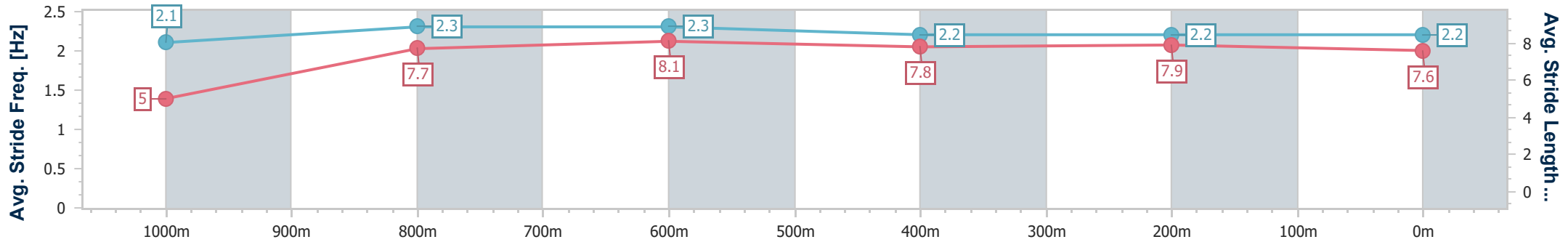
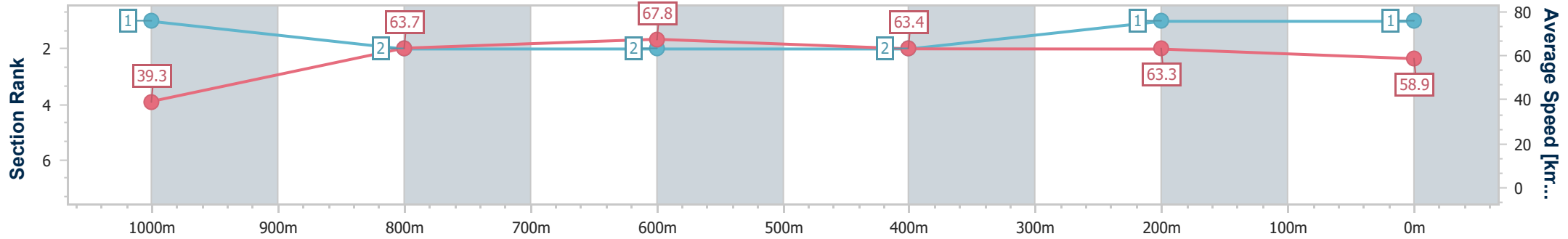
Mackay QLD Professional
Race 2: Book Event Centre for Functions QTIS Two-Year-Old
Maiden Handicap - 1050m



26 November 2024 - 13:46

Track Rating: Good 4, Weather: Fine, Rail Position: True

Section	Overall	1000m	800m	600m	400m	200m
Section Times	1:01.88 [1] (0:04.65)	0:57.23 [1] (0:11.28)	0:45.95 [2] (0:10.73)	0:35.22 [2] (0:11.57)	0:23.65 [2] (0:11.43)	0:12.22 [1] (0:12.22)
Average Speed [km/h]	39.3	63.7	67.8	63.4	63.3	58.9
Top Speed [km/h]	54.6	68.0	68.5	65.5	63.8	62.4
Avg. Dist. to Rail [m]	2.2	1.0	1.7	2.7	2.7	3.6
Avg. Stride Freq. [Hz]	2.1	2.3	2.3	2.2	2.2	2.2
Avg. Stride Length [m]	5.0	7.7	8.1	7.8	7.9	7.6



- [] Ranking at each section and finish
- .-.- No data available at this section
- NA No data available



Horse/Jockey Name	Nosey Neo
Final Rank	2
Fastest Section Time (Section)	0:04.87 (Overall)
Top Speed [km/h] (Section)	70.2 (1000m)
Race State	Finished

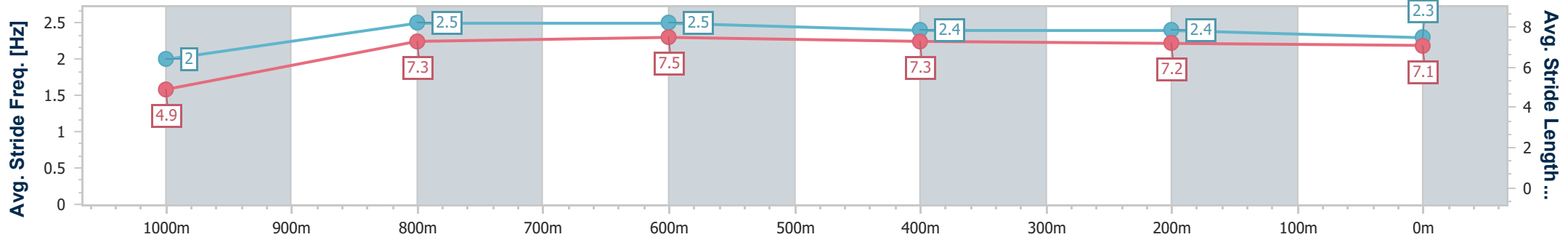
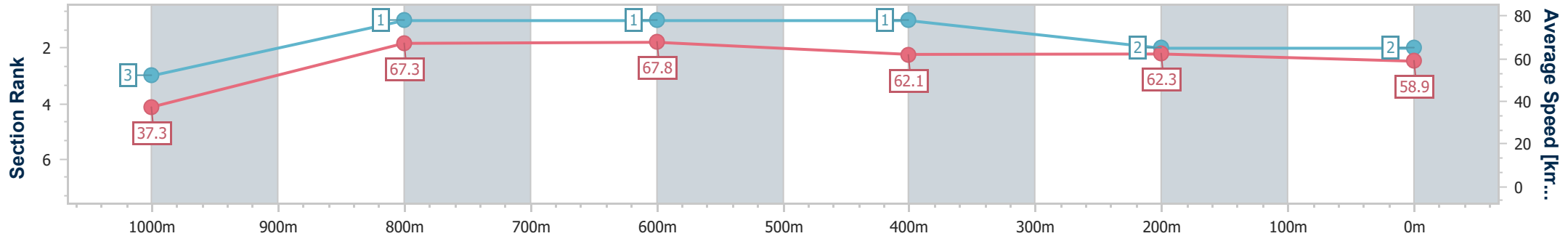


Mackay QLD Professional
 Race 2: Book Event Centre for Functions QTIS Two-Year-Old
 Maiden Handicap - 1050m
 26 November 2024 - 13:46



Track Rating: Good 4, Weather: Fine, Rail Position: True

Section	Overall	1000m	800m	600m	400m	200m
Section Times	1:01.92 [2] (0:04.87)	0:57.05 [3] (0:10.77)	0:46.28 [1] (0:10.65)	0:35.63 [1] (0:11.77)	0:23.86 [1] (0:11.61)	0:12.25 [2] (0:12.25)
Average Speed [km/h]	37.3	67.3	67.8	62.1	62.3	58.9
Top Speed [km/h]	53.9	70.2	69.9	64.8	63.8	61.9
Avg. Dist. to Rail [m]	1.1	2.4	0.5	2.3	1.7	0.6
Avg. Stride Freq. [Hz]	2.0	2.5	2.5	2.4	2.4	2.3
Avg. Stride Length [m]	4.9	7.3	7.5	7.3	7.2	7.1



- [] Ranking at each section and finish
- .-.- No data available at this section
- NA No data available



Horse/Jockey Name	Bolla Bolla Babe
Final Rank	3
Fastest Section Time (Section)	0:04.87 (Overall)
Top Speed [km/h] (Section)	67.8 (800m)
Race State	Finished



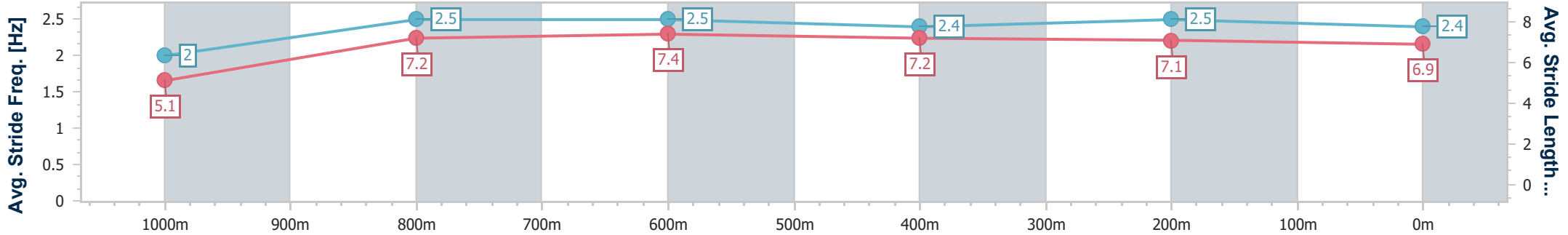
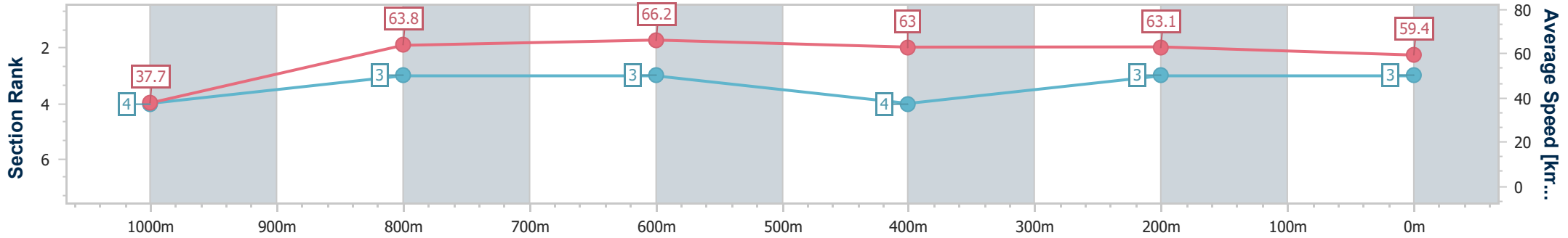
Mackay QLD Professional
Race 2: Book Event Centre for Functions QTIS Two-Year-Old
Maiden Handicap - 1050m



26 November 2024 - 13:46

Track Rating: Good 4, Weather: Fine, Rail Position: True

Section	Overall	1000m	800m	600m	400m	200m
Section Times	1:02.25 [3] (0:04.87)	0:57.38 [4] (0:11.31)	0:46.07 [3] (0:10.97)	0:35.10 [3] (0:11.58)	0:23.52 [4] (0:11.41)	0:12.11 [3] (0:12.11)
Average Speed [km/h]	37.7	63.8	66.2	63.0	63.1	59.4
Top Speed [km/h]	56.3	66.2	67.8	64.2	64.7	62.8
Avg. Dist. to Rail [m]	3.2	1.7	3.3	1.3	1.5	1.7
Avg. Stride Freq. [Hz]	2.0	2.5	2.5	2.4	2.5	2.4
Avg. Stride Length [m]	5.1	7.2	7.4	7.2	7.1	6.9



- [] Ranking at each section and finish
- .-.- No data available at this section
- NA No data available



Horse/Jockey Name	Whatta Mission
Final Rank	4
Fastest Section Time (Section)	0:04.94 (Overall)
Top Speed [km/h] (Section)	68.2 (800m)
Race State	Finished

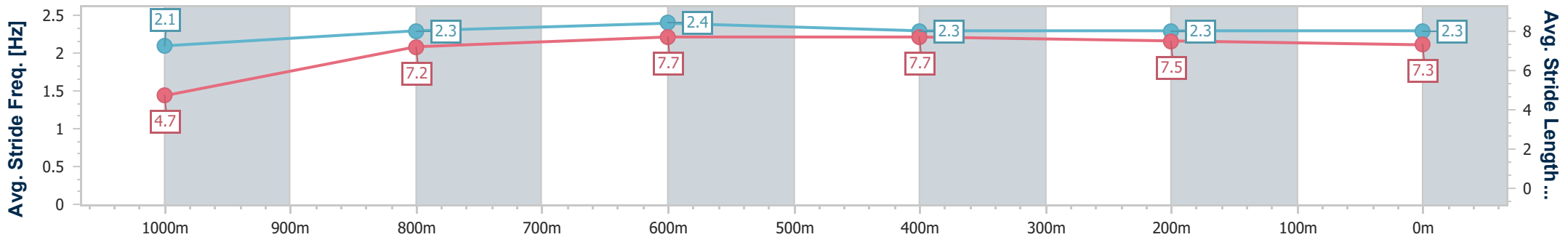
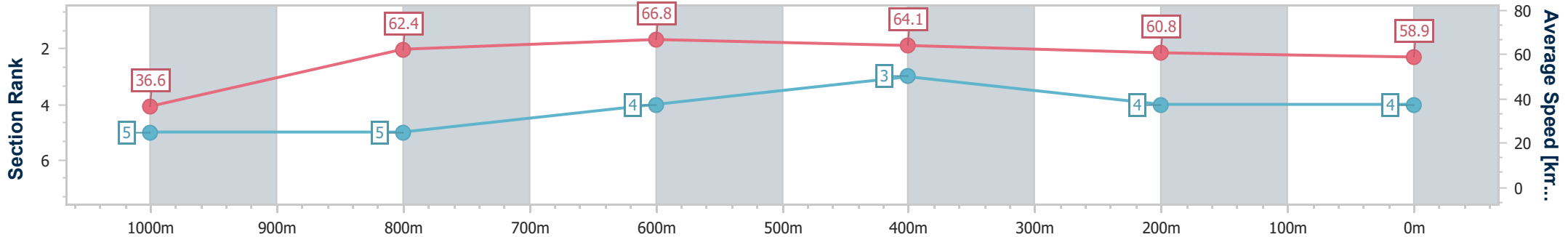


Mackay QLD Professional
 Race 2: Book Event Centre for Functions QTIS Two-Year-Old
 Maiden Handicap - 1050m
 26 November 2024 - 13:46



Track Rating: Good 4, Weather: Fine, Rail Position: True

Section	Overall	1000m	800m	600m	400m	200m
Section Times	1:02.81 [4] (0:04.94)	0:57.87 [5] (0:11.59)	0:46.28 [5] (0:10.80)	0:35.48 [4] (0:11.38)	0:24.10 [3] (0:11.88)	0:12.22 [4] (0:12.22)
Average Speed [km/h]	36.6	62.4	66.8	64.1	60.8	58.9
Top Speed [km/h]	50.6	66.1	68.2	65.3	62.2	60.8
Avg. Dist. to Rail [m]	1.2	1.4	1.0	1.6	2.5	3.4
Avg. Stride Freq. [Hz]	2.1	2.3	2.4	2.3	2.3	2.3
Avg. Stride Length [m]	4.7	7.2	7.7	7.7	7.5	7.3



- [] Ranking at each section and finish
- .-.- No data available at this section
- NA No data available



Horse/Jockey Name	Louis Auguste
Final Rank	5
Fastest Section Time (Section)	0:04.87 (Overall)
Top Speed [km/h] (Section)	67.0 (800m)
Race State	Finished

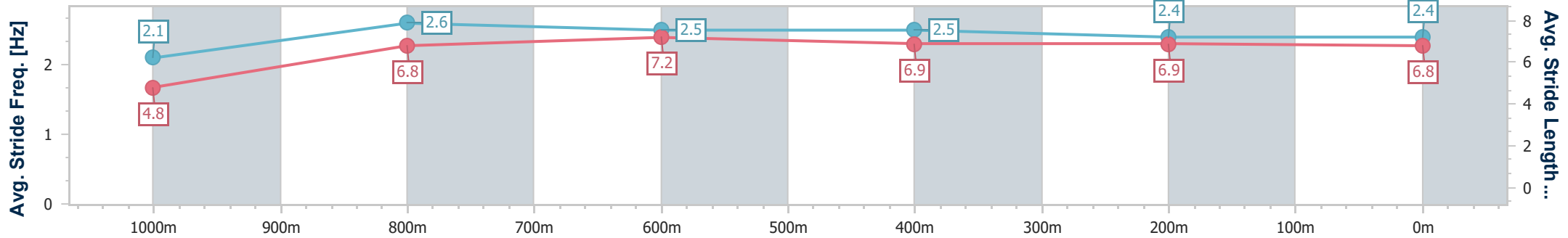
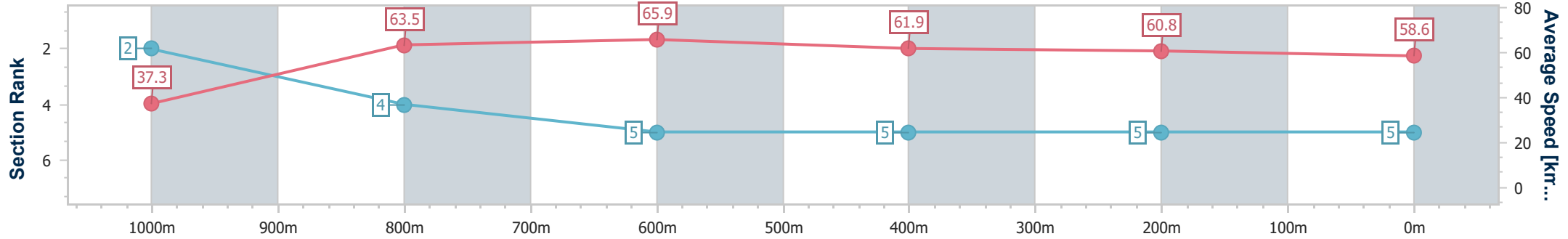


Mackay QLD Professional
 Race 2: Book Event Centre for Functions QTIS Two-Year-Old
 Maiden Handicap - 1050m
 26 November 2024 - 13:46



Track Rating: Good 4, Weather: Fine, Rail Position: True

Section	Overall	1000m	800m	600m	400m	200m
Section Times	1:03.35 [5] (0:04.87)	0:58.48 [2] (0:11.40)	0:47.08 [4] (0:11.08)	0:36.00 [5] (0:11.83)	0:24.17 [5] (0:11.87)	0:12.30 [5] (0:12.30)
Average Speed [km/h]	37.3	63.5	65.9	61.9	60.8	58.6
Top Speed [km/h]	53.3	66.4	67.0	64.7	61.8	61.8
Avg. Dist. to Rail [m]	1.4	2.4	3.7	2.2	3.0	4.5
Avg. Stride Freq. [Hz]	2.1	2.6	2.5	2.5	2.4	2.4
Avg. Stride Length [m]	4.8	6.8	7.2	6.9	6.9	6.8



- [] Ranking at each section and finish
- .-.- No data available at this section
- NA No data available



Horse/Jockey Name	Powered Right Up
Final Rank	6
Fastest Section Time (Section)	0:05.18 (Overall)
Top Speed [km/h] (Section)	66.1 (800m)
Race State	Finished



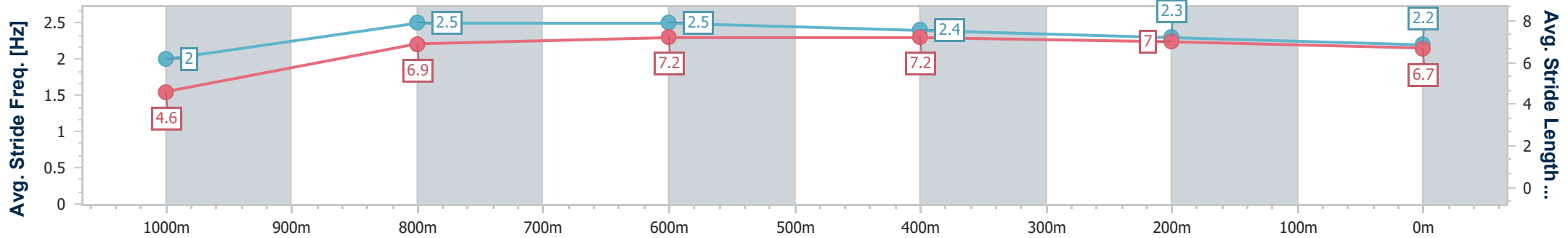
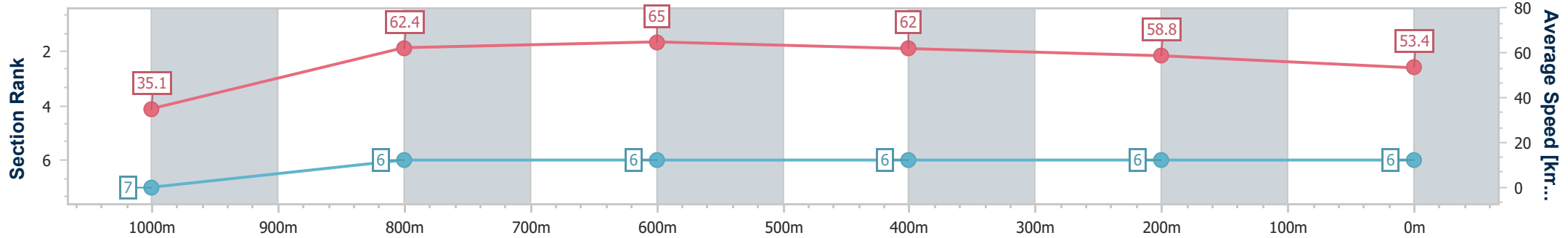
Mackay QLD Professional
Race 2: Book Event Centre for Functions QTIS Two-Year-Old
Maiden Handicap - 1050m



26 November 2024 - 13:46

Track Rating: Good 4, Weather: Fine, Rail Position: True

Section	Overall	1000m	800m	600m	400m	200m
Section Times	1:05.41 [6] (0:05.18)	1:00.23 [7] (0:11.65)	0:48.58 [6] (0:11.09)	0:37.49 [6] (0:11.73)	0:25.76 [6] (0:12.27)	0:13.49 [6] (0:13.49)
Average Speed [km/h]	35.1	62.4	65.0	62.0	58.8	53.4
Top Speed [km/h]	51.8	64.9	66.1	63.1	60.1	56.4
Avg. Dist. to Rail [m]	2.8	3.5	1.8	1.2	1.5	1.4
Avg. Stride Freq. [Hz]	2.0	2.5	2.5	2.4	2.3	2.2
Avg. Stride Length [m]	4.6	6.9	7.2	7.2	7.0	6.7



- [] Ranking at each section and finish
- .-.- No data available at this section
- NA No data available



Horse/Jockey Name	Fabulean
Final Rank	2147483647
Fastest Section Time (Section)	0:05.14 (Overall)
Top Speed [km/h] (Section)	62.1 (1000m)
Race State	DidNotFinish



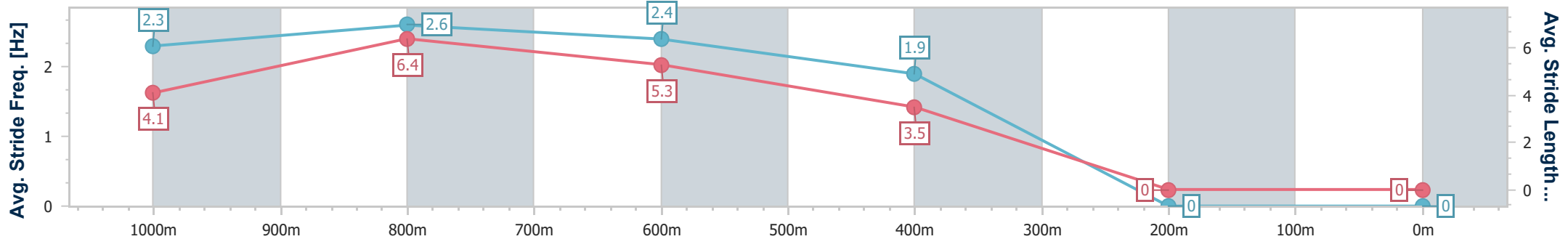
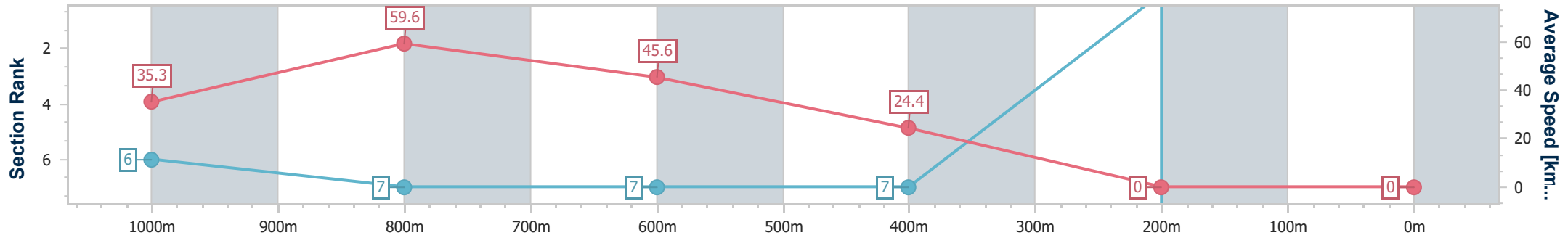
Mackay QLD Professional
 Race 2: Book Event Centre for Functions QTIS Two-Year-Old
 Maiden Handicap - 1050m



26 November 2024 - 13:46

Track Rating: Good 4, Weather: Fine, Rail Position: True

Section	Overall	1000m	800m	600m	400m	200m
Section Times	0:00.00 [2147483647 1 (0:05.14)	0:00.00 [6] (0:12.15)	0:00.00 [7] (0:15.87)	0:00.00 [7] (0:29.70)	-:--:--	-:--:--
Average Speed [km/h]	35.3	59.6	45.6	24.4	0.0	0.0
Top Speed [km/h]	51.4	62.1	56.1	35.1	--:--	--:--
Avg. Dist. to Rail [m]	0.4	2.4	1.9	1.3	0.0	0.0
Avg. Stride Freq. [Hz]	2.3	2.6	2.4	1.9	--:--	--:--
Avg. Stride Length [m]	4.1	6.4	5.3	3.5	--:--	--:--



- [] Ranking at each section and finish
- :--:-- No data available at this section
- NA No data available

- [] Ranking at each section and finish
- :--:- No data available at this section
- NA No data available