



# Doomben QLD Professional

## Race 4: SKY RACING BENCHMARK 78 Handicap - 2200m

27 November 2024 - 13:53



BRISBANE  
RACING CLUB

Track Rating: Soft 6, Weather: Overcast, Rail Position: +0m Entire

Section		Overall	2000m	1800m	1600m	1400m	1200m	1000m	Last 600m				
Field Times		2:16.09 (0:14.18)	2:01.91 (0:11.77)	1:50.14 (0:12.35)	1:37.79 (0:12.33)	1:25.46 (0:12.27)	1:13.19 (0:12.78)	1:00.41 (0:12.86)	0:35.29				
Rank	TAB Horse/Jockey	Barrier	Top Speed [km/h]	Fastest Section									Distance Travelled [m]
1	9 <b>BEDFORD SQUARE</b> Emily Lang	2	66.2 400m	0:11.19 400m	2:16.09 [1] (0:15.01)	2:01.08 [7] (0:12.06)	1:49.02 [8] (0:12.01)	1:37.01 [8] (0:12.42)	1:24.59 [8] (0:12.55)	1:12.04 [7] (0:12.77)	0:59.27 [7] (0:12.64)	0:34.21	
2	3 <b>UP AND UNDER</b> Ryan Maloney	8	65.9 400m	0:11.13 400m	2:16.40 [2] (0:14.80)	2:01.60 [6] (0:11.78)	1:49.82 [5] (0:11.90)	1:37.92 [4] (0:12.46)	1:25.46 [3] (0:12.79)	1:12.67 [5] (0:12.73)	0:59.94 [5] (0:12.83)	0:34.78	+9
3	4 <b>APPLICATIONS</b> Boris Thornton	3	63.1 600m	0:11.54 600m	2:16.41 [3] (0:14.18)	2:02.23 [1] (0:11.77)	1:50.46 [1] (0:12.35)	1:38.11 [1] (0:12.33)	1:25.78 [1] (0:12.27)	1:13.51 [1] (0:12.78)	1:00.73 [1] (0:12.86)	0:35.61	-15
4	5 <b>ARTFUL GIRL</b> Angela Jones	7	66.4 400m	0:11.23 400m	2:16.56 [4] (0:15.10)	2:01.46 [8] (0:11.90)	1:49.56 [7] (0:11.89)	1:37.67 [7] (0:12.45)	1:25.22 [7] (0:12.78)	1:12.44 [8] (0:12.80)	0:59.64 [8] (0:12.81)	0:34.41	+11
5	11 <b>ROCK YA</b> Adin Thompson	1	63.4 400m	0:11.50 600m	2:16.61 [5] (0:14.29)	2:02.32 [2] (0:11.98)	1:50.34 [3] (0:12.08)	1:38.26 [3] (0:12.59)	1:25.67 [4] (0:12.60)	1:13.07 [3] (0:12.68)	1:00.39 [3] (0:12.83)	0:35.32	-5
6	8 <b>ALDEENAARY</b> Bailey Wheeler	4	63.6 400m	0:11.36 400m	2:16.64 [6] (0:14.67)	2:01.97 [5] (0:11.94)	1:50.03 [6] (0:12.06)	1:37.97 [6] (0:12.42)	1:25.55 [6] (0:12.70)	1:12.85 [6] (0:12.74)	1:00.11 [6] (0:12.83)	0:35.07	-9
7	1 <b>FLEUR DU MONDE</b> Cody Collis	5	64.1 600m	0:11.55 600m	2:16.73 [7] (0:14.43)	2:02.30 [3] (0:11.78)	1:50.52 [2] (0:12.11)	1:38.41 [2] (0:12.46)	1:25.95 [2] (0:12.77)	1:13.18 [4] (0:12.78)	1:00.40 [4] (0:12.78)	0:35.32	+8
8	14 <b>AMALGAMATION</b> Taylor Marshall	6	65.5 400m	0:11.28 400m	2:16.83 [8] (0:15.20)	2:01.63 [9] (0:12.09)	1:49.54 [9] (0:12.02)	1:37.52 [9] (0:12.20)	1:25.32 [9] (0:12.73)	1:12.59 [9] (0:12.93)	0:59.66 [9] (0:12.70)	0:34.67	+3
9	6 <b>AIDEN</b> Kyle Wilson-Taylor	9	64.9 Overall	0:11.54 600m	2:17.04 [9] (0:14.66)	2:02.38 [4] (0:11.80)	1:50.58 [4] (0:12.08)	1:38.50 [5] (0:12.42)	1:26.08 [5] (0:12.46)	1:13.62 [2] (0:12.72)	1:00.90 [2] (0:12.72)	0:35.95	+0

Scratched: Papal Miss (#13), Force Me (#12), Gripping (#7), Ceremonious (#10), Naval Commission (#2)

[ ] Ranking at each section and finish  
 -:-:- No data available at this section  
 NA No data available

SCN Saddle cloth number  
 DNF Did not finish  
 DNT Did not track



# Doomben QLD Professional

## Race 4: SKY RACING BENCHMARK 78 Handicap - 2200m

27 November 2024 - 13:53



BRISBANE  
RACING CLUB

Track Rating: Soft 6, Weather: Overcast, Rail Position: +0m Entire

Section										Last 600m	
Field Times				800m	600m	400m	200m			0:35.29	
				0:47.55 (0:12.26)	0:35.29 (0:11.54)	0:23.75 (0:11.63)	0:12.12 (0:12.12)				
Rank	TAB Horse/Jockey	Barrier	Top Speed [km/h]	Fastest Section					Margin	Distance Travelled [m]	
1	9 BEDFORD SQUARE Emily Lang	2	66.2 400m	0:11.19 400m	0:46.63 [7] (0:12.42)	0:34.21 [7] (0:11.53)	0:22.68 [7] (0:11.19)	0:11.49 [7] (0:11.49)	2:16.09	0:34.21	
2	3 UP AND UNDER Ryan Maloney	8	65.9 400m	0:11.13 400m	0:47.11 [5] (0:12.33)	0:34.78 [6] (0:11.44)	0:23.34 [6] (0:11.13)	0:12.21 [2] (0:12.21)	1.82L	0:34.78	+9
3	4 APPLICATIONS Boris Thornton	3	63.1 600m	0:11.54 600m	0:47.87 [1] (0:12.26)	0:35.61 [1] (0:11.54)	0:24.07 [1] (0:11.63)	0:12.44 [1] (0:12.44)	1.92L	0:35.61	-15
4	5 ARTFUL GIRL Angela Jones	7	66.4 400m	0:11.23 400m	0:46.83 [8] (0:12.42)	0:34.41 [8] (0:11.47)	0:22.94 [9] (0:11.23)	0:11.71 [9] (0:11.71)	2.8L	0:34.41	+11
5	11 ROCK YA Adin Thompson	1	63.4 400m	0:11.50 600m	0:47.56 [3] (0:12.24)	0:35.32 [3] (0:11.50)	0:23.82 [3] (0:11.50)	0:12.32 [3] (0:12.32)	3.09L	0:35.32	-5
6	8 ALDEENAARY Bailey Wheeler	4	63.6 400m	0:11.36 400m	0:47.28 [6] (0:12.21)	0:35.07 [5] (0:11.48)	0:23.59 [5] (0:11.36)	0:12.23 [5] (0:12.23)	3.26L	0:35.07	-9
7	1 FLEUR DU MONDE Cody Collis	5	64.1 600m	0:11.55 600m	0:47.62 [4] (0:12.30)	0:35.32 [4] (0:11.55)	0:23.77 [4] (0:11.64)	0:12.13 [6] (0:12.13)	3.77L	0:35.32	+8
8	14 AMALGAMATION Taylor Marshall	6	65.5 400m	0:11.28 400m	0:46.96 [9] (0:12.29)	0:34.67 [9] (0:11.38)	0:23.29 [8] (0:11.28)	0:12.01 [8] (0:12.01)	4.38L	0:34.67	+3
9	6 AIDEN Kyle Wilson-Taylor	9	64.9 Overall	0:11.54 600m	0:48.18 [2] (0:12.23)	0:35.95 [2] (0:11.54)	0:24.41 [2] (0:11.68)	0:12.73 [4] (0:12.73)	5.61L	0:35.95	+0

Scratched: Papal Miss (#13), Force Me (#12), Gripping (#7), Ceremonious (#10), Naval Commission (#2)

[ ] Ranking at each section and finish  
 -:-:- No data available at this section  
 NA No data available

SCN Saddle cloth number  
 DNF Did not finish  
 DNT Did not track



Horse/Jockey Name	Bedford Square
Final Rank	1
Fastest Section Time (Section)	0:11.19 (400m)
Top Speed [km/h] (Section)	66.2 (400m)
Race State	Finished



Doomben QLD Professional

Race 4: SKY RACING BENCHMARK 78 Handicap - 2200m

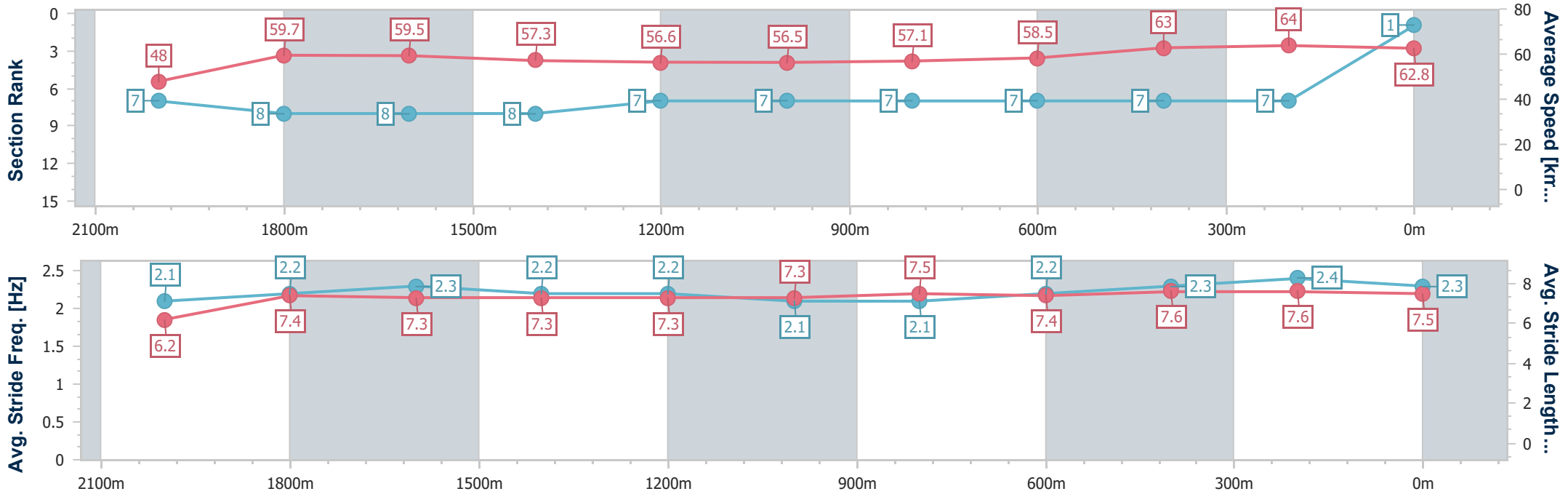
27 November 2024 - 13:53

Track Rating: Soft 6, Weather: Overcast, Rail Position: +0m Entire



BRISBANE RACING CLUB

Section	Overall	2000m	1800m	1600m	1400m	1200m	1000m	800m	600m	400m	200m
Section Times	2:16.09 [1] (0:15.01)	2:01.08 [7] (0:12.06)	1:49.02 [8] (0:12.01)	1:37.01 [8] (0:12.42)	1:24.59 [8] (0:12.55)	1:12.04 [7] (0:12.77)	0:59.27 [7] (0:12.64)	0:46.63 [7] (0:12.42)	0:34.21 [7] (0:11.53)	0:22.68 [7] (0:11.19)	0:11.49 [7] (0:11.49)
Average Speed [km/h]	48.0	59.7	59.5	57.3	56.6	56.5	57.1	58.5	63.0	64.0	62.8
Top Speed [km/h]	61.3	61.1	61.6	58.6	57.6	58.0	58.3	61.9	64.3	66.2	64.0
Avg. Dist. to Rail [m]	1.1	0.4	1.0	2.6	2.1	0.2	0.4	2.1	1.3	2.0	4.2
Avg. Stride Freq. [Hz]	2.1	2.2	2.3	2.2	2.2	2.1	2.1	2.2	2.3	2.4	2.3
Avg. Stride Length [m]	6.2	7.4	7.3	7.3	7.3	7.3	7.5	7.4	7.6	7.6	7.5



- [ ] Ranking at each section and finish
- .-.- No data available at this section
- NA No data available



Horse/Jockey Name	Up And Under
Final Rank	2
Fastest Section Time (Section)	0:11.13 (400m)
Top Speed [km/h] (Section)	65.9 (400m)
Race State	Finished



Doomben QLD Professional

Race 4: SKY RACING BENCHMARK 78 Handicap - 2200m

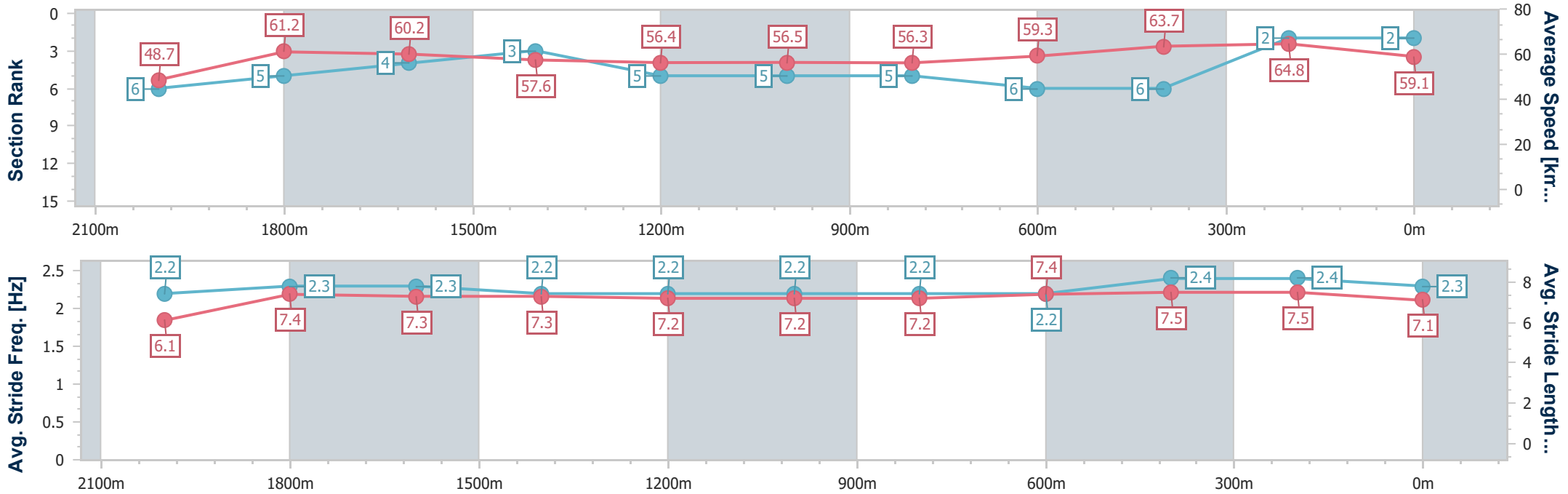
27 November 2024 - 13:53

Track Rating: Soft 6, Weather: Overcast, Rail Position: +0m Entire



BRISBANE RACING CLUB

Section	Overall	2000m	1800m	1600m	1400m	1200m	1000m	800m	600m	400m	200m
Section Times	2:16.40 [2] (0:14.80)	2:01.60 [6] (0:11.78)	1:49.82 [5] (0:11.90)	1:37.92 [4] (0:12.46)	1:25.46 [3] (0:12.79)	1:12.67 [5] (0:12.73)	0:59.94 [5] (0:12.83)	0:47.11 [5] (0:12.33)	0:34.78 [6] (0:11.44)	0:23.34 [6] (0:11.13)	0:12.21 [2] (0:12.21)
Average Speed [km/h]	48.7	61.2	60.2	57.6	56.4	56.5	56.3	59.3	63.7	64.8	59.1
Top Speed [km/h]	63.0	62.7	61.8	58.7	57.4	57.7	57.6	63.5	65.3	65.9	62.8
Avg. Dist. to Rail [m]	3.1	0.2	0.7	0.9	0.6	1.7	1.8	2.5	2.6	1.9	1.3
Avg. Stride Freq. [Hz]	2.2	2.3	2.3	2.2	2.2	2.2	2.2	2.2	2.4	2.4	2.3
Avg. Stride Length [m]	6.1	7.4	7.3	7.3	7.2	7.2	7.2	7.4	7.5	7.5	7.1



- [ ] Ranking at each section and finish
- .-.- No data available at this section
- NA No data available



Horse/Jockey Name	Applications
Final Rank	3
Fastest Section Time (Section)	0:11.54 (600m)
Top Speed [km/h] (Section)	63.1 (600m)
Race State	Finished



Doomben QLD Professional

Race 4: SKY RACING BENCHMARK 78 Handicap - 2200m

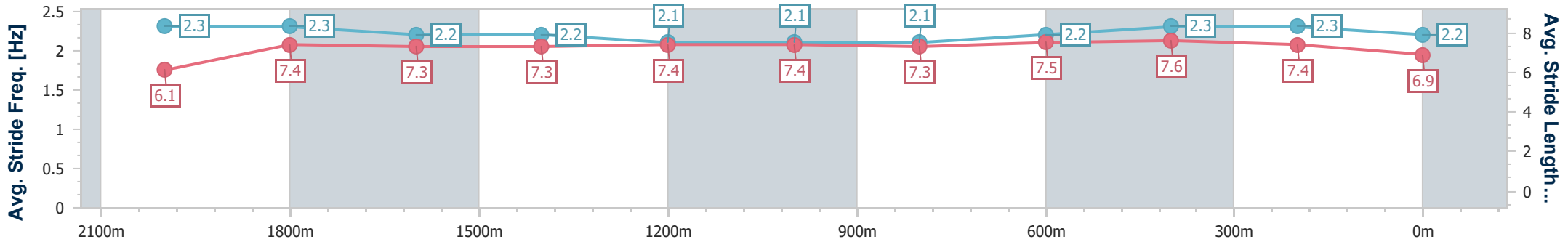
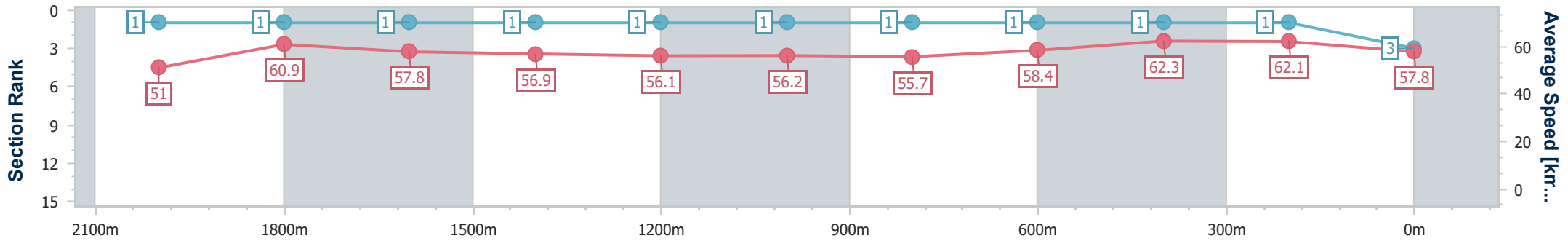
27 November 2024 - 13:53

Track Rating: Soft 6, Weather: Overcast, Rail Position: +0m Entire



BRISBANE RACING CLUB

Section	Overall	2000m	1800m	1600m	1400m	1200m	1000m	800m	600m	400m	200m
Section Times	2:16.41 [3] (0:14.18)	2:02.23 [1] (0:11.77)	1:50.46 [1] (0:12.35)	1:38.11 [1] (0:12.33)	1:25.78 [1] (0:12.27)	1:13.51 [1] (0:12.78)	1:00.73 [1] (0:12.86)	0:47.87 [1] (0:12.26)	0:35.61 [1] (0:11.54)	0:24.07 [1] (0:11.63)	0:12.44 [1] (0:12.44)
Average Speed [km/h]	51.0	60.9	57.8	56.9	56.1	56.2	55.7	58.4	62.3	62.1	57.8
Top Speed [km/h]	62.5	62.0	59.4	57.4	56.5	57.1	56.4	61.6	63.1	63.1	60.7
Avg. Dist. to Rail [m]	1.5	0.7	1.8	6.3	6.6	2.9	1.7	1.1	0.2	1.5	2.4
Avg. Stride Freq. [Hz]	2.3	2.3	2.2	2.2	2.1	2.1	2.1	2.2	2.3	2.3	2.2
Avg. Stride Length [m]	6.1	7.4	7.3	7.3	7.4	7.4	7.3	7.5	7.6	7.4	6.9



- [ ] Ranking at each section and finish
- .-.- No data available at this section
- NA No data available



Horse/Jockey Name	Artful Girl
Final Rank	4
Fastest Section Time (Section)	0:11.23 (400m)
Top Speed [km/h] (Section)	66.4 (400m)
Race State	Finished



Doomben QLD Professional

Race 4: SKY RACING BENCHMARK 78 Handicap - 2200m

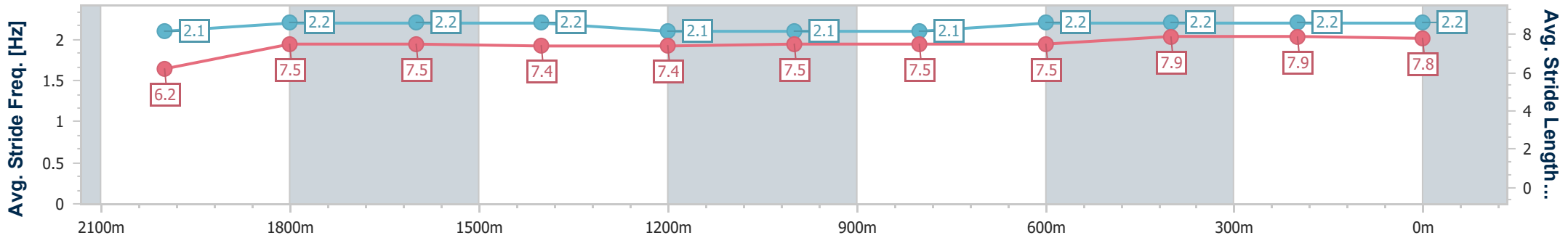
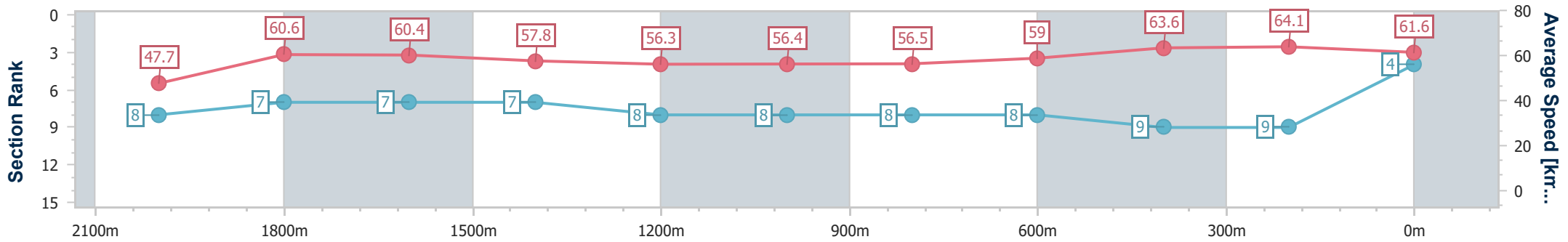
27 November 2024 - 13:53

Track Rating: Soft 6, Weather: Overcast, Rail Position: +0m Entire



BRISBANE RACING CLUB

Section	Overall	2000m	1800m	1600m	1400m	1200m	1000m	800m	600m	400m	200m
Section Times	2:16.56 [4] (0:15.10)	2:01.46 [8] (0:11.90)	1:49.56 [7] (0:11.89)	1:37.67 [7] (0:12.45)	1:25.22 [7] (0:12.78)	1:12.44 [8] (0:12.80)	0:59.64 [8] (0:12.81)	0:46.83 [8] (0:12.42)	0:34.41 [8] (0:11.47)	0:22.94 [9] (0:11.23)	0:11.71 [9] (0:11.71)
Average Speed [km/h]	47.7	60.6	60.4	57.8	56.3	56.4	56.5	59.0	63.6	64.1	61.6
Top Speed [km/h]	62.3	62.4	62.1	58.4	57.5	57.9	57.6	62.2	64.6	66.4	64.0
Avg. Dist. to Rail [m]	3.4	0.5	0.7	0.5	0.5	1.9	2.3	2.9	2.3	3.2	6.3
Avg. Stride Freq. [Hz]	2.1	2.2	2.2	2.2	2.1	2.1	2.1	2.2	2.2	2.2	2.2
Avg. Stride Length [m]	6.2	7.5	7.5	7.4	7.4	7.5	7.5	7.5	7.9	7.9	7.8



- [ ] Ranking at each section and finish
- .-.- No data available at this section
- NA No data available



Horse/Jockey Name	Rock Ya
Final Rank	5
Fastest Section Time (Section)	0:11.50 (600m)
Top Speed [km/h] (Section)	63.4 (400m)
Race State	Finished



Doomben QLD Professional

Race 4: SKY RACING BENCHMARK 78 Handicap - 2200m

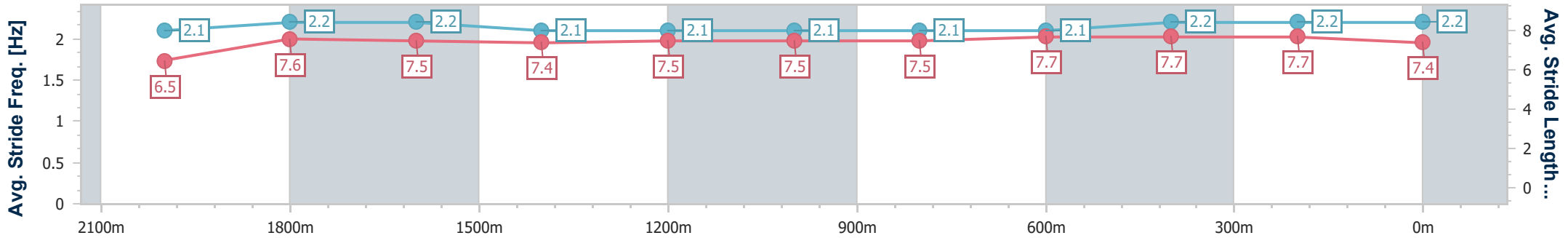
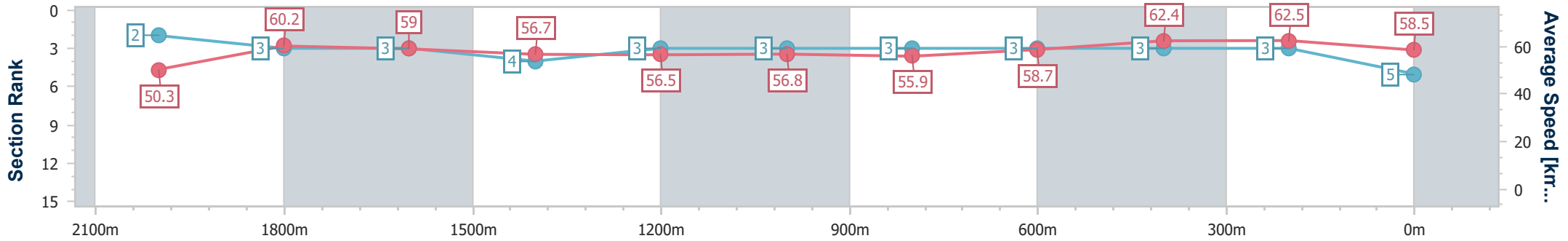
27 November 2024 - 13:53

Track Rating: Soft 6, Weather: Overcast, Rail Position: +0m Entire



BRISBANE RACING CLUB

Section	Overall	2000m	1800m	1600m	1400m	1200m	1000m	800m	600m	400m	200m
Section Times	2:16.61 [5] (0:14.29)	2:02.32 [2] (0:11.98)	1:50.34 [3] (0:12.08)	1:38.26 [3] (0:12.59)	1:25.67 [4] (0:12.60)	1:13.07 [3] (0:12.68)	1:00.39 [3] (0:12.83)	0:47.56 [3] (0:12.24)	0:35.32 [3] (0:11.50)	0:23.82 [3] (0:11.50)	0:12.32 [3] (0:12.32)
Average Speed [km/h]	50.3	60.2	59.0	56.7	56.5	56.8	55.9	58.7	62.4	62.5	58.5
Top Speed [km/h]	62.1	61.8	61.8	57.6	57.1	57.1	57.1	61.0	63.4	63.4	61.1
Avg. Dist. to Rail [m]	1.4	0.5	1.3	2.1	1.8	0.8	0.7	0.7	0.5	0.5	0.7
Avg. Stride Freq. [Hz]	2.1	2.2	2.2	2.1	2.1	2.1	2.1	2.1	2.2	2.2	2.2
Avg. Stride Length [m]	6.5	7.6	7.5	7.4	7.5	7.5	7.5	7.7	7.7	7.7	7.4



- [ ] Ranking at each section and finish
- .-.- No data available at this section
- NA No data available



Horse/Jockey Name	Aldeenaar
Final Rank	6
Fastest Section Time (Section)	0:11.36 (400m)
Top Speed [km/h] (Section)	63.6 (400m)
Race State	Finished



Doomben QLD Professional

Race 4: SKY RACING BENCHMARK 78 Handicap - 2200m

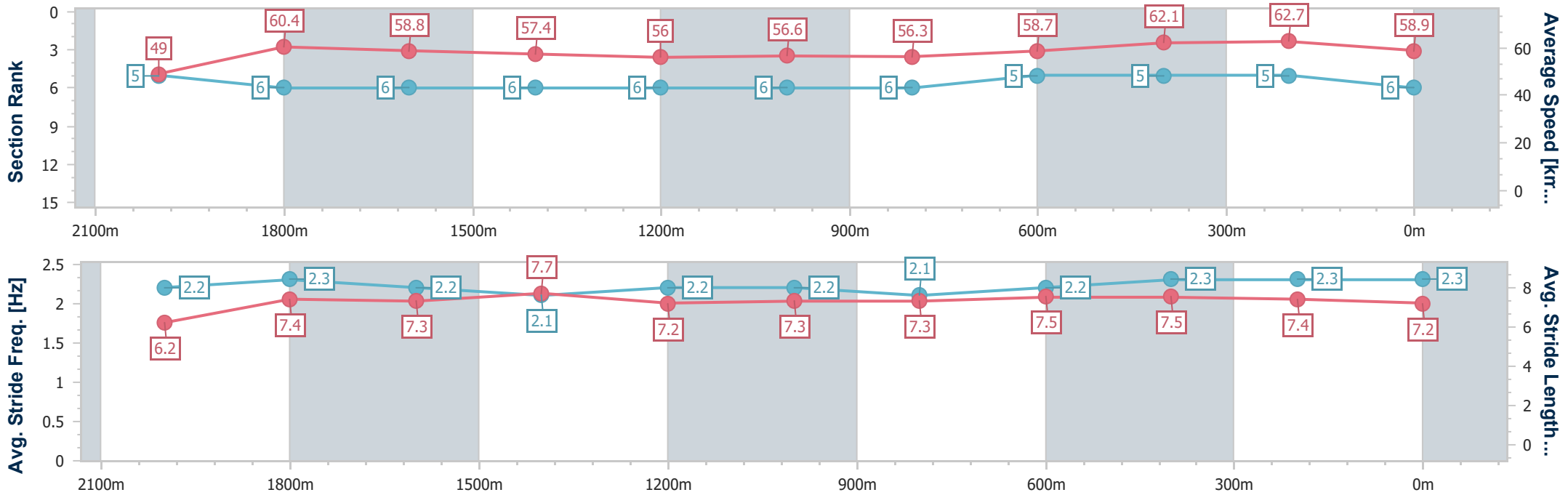
27 November 2024 - 13:53

Track Rating: Soft 6, Weather: Overcast, Rail Position: +0m Entire



BRISBANE RACING CLUB

Section	Overall	2000m	1800m	1600m	1400m	1200m	1000m	800m	600m	400m	200m
Section Times	2:16.64 [6] (0:14.67)	2:01.97 [5] (0:11.94)	1:50.03 [6] (0:12.06)	1:37.97 [6] (0:12.42)	1:25.55 [6] (0:12.70)	1:12.85 [6] (0:12.74)	1:00.11 [6] (0:12.83)	0:47.28 [6] (0:12.21)	0:35.07 [5] (0:11.48)	0:23.59 [5] (0:11.36)	0:12.23 [5] (0:12.23)
Average Speed [km/h]	49.0	60.4	58.8	57.4	56.0	56.6	56.3	58.7	62.1	62.7	58.9
Top Speed [km/h]	60.7	61.2	62.1	58.5	56.8	57.3	57.0	62.8	63.4	63.6	62.1
Avg. Dist. to Rail [m]	1.3	2.3	2.2	3.0	1.8	0.9	1.2	0.5	1.9	3.9	3.1
Avg. Stride Freq. [Hz]	2.2	2.3	2.2	2.1	2.2	2.2	2.1	2.2	2.3	2.3	2.3
Avg. Stride Length [m]	6.2	7.4	7.3	7.7	7.2	7.3	7.3	7.5	7.5	7.4	7.2



- [ ] Ranking at each section and finish
- .-.- No data available at this section
- NA No data available





Horse/Jockey Name	Fleur Du Monde
Final Rank	7
Fastest Section Time (Section)	0:11.55 (600m)
Top Speed [km/h] (Section)	64.1 (600m)
Race State	Finished



Doomben QLD Professional

Race 4: SKY RACING BENCHMARK 78 Handicap - 2200m

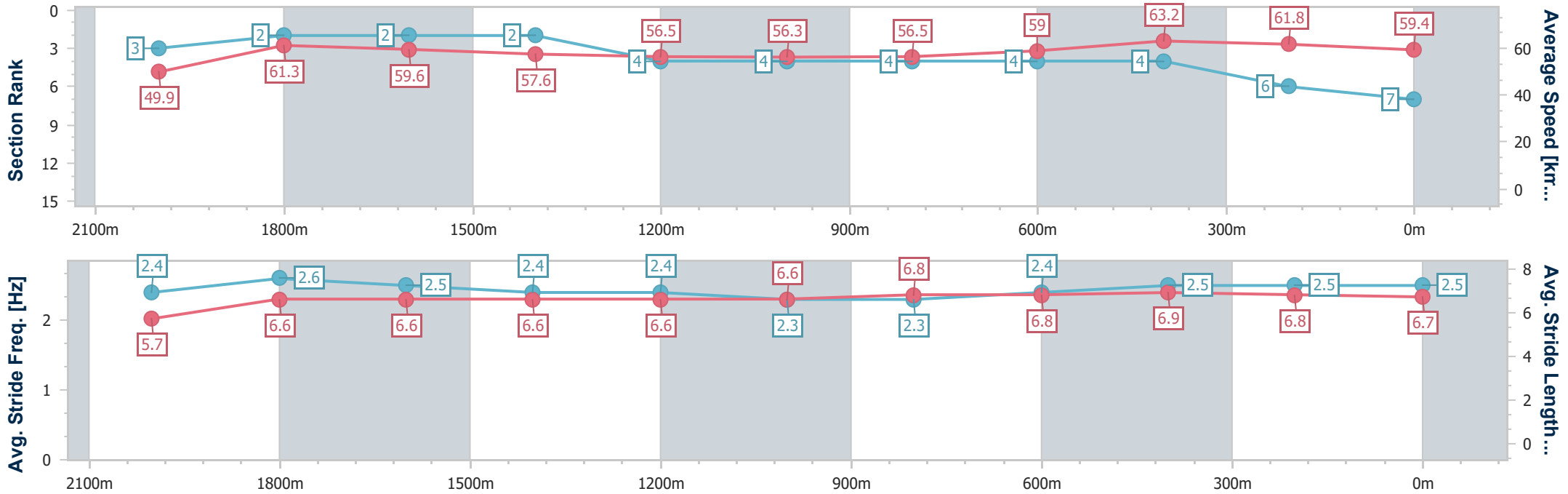
27 November 2024 - 13:53

Track Rating: Soft 6, Weather: Overcast, Rail Position: +0m Entire



BRISBANE RACING CLUB

Section	Overall	2000m	1800m	1600m	1400m	1200m	1000m	800m	600m	400m	200m
Section Times	2:16.73 [7] (0:14.43)	2:02.30 [3] (0:11.78)	1:50.52 [2] (0:12.11)	1:38.41 [2] (0:12.46)	1:25.95 [2] (0:12.77)	1:13.18 [4] (0:12.78)	1:00.40 [4] (0:12.78)	0:47.62 [4] (0:12.30)	0:35.32 [4] (0:11.55)	0:23.77 [4] (0:11.64)	0:12.13 [6] (0:12.13)
Average Speed [km/h]	49.9	61.3	59.6	57.6	56.5	56.3	56.5	59.0	63.2	61.8	59.4
Top Speed [km/h]	62.1	62.5	62.2	59.1	58.5	57.3	57.5	62.1	64.1	62.6	61.8
Avg. Dist. to Rail [m]	2.6	3.1	1.3	0.5	0.6	0.4	0.6	1.7	2.4	3.3	5.0
Avg. Stride Freq. [Hz]	2.4	2.6	2.5	2.4	2.4	2.3	2.3	2.4	2.5	2.5	2.5
Avg. Stride Length [m]	5.7	6.6	6.6	6.6	6.6	6.6	6.8	6.8	6.9	6.8	6.7



- [ ] Ranking at each section and finish
- .-.- No data available at this section
- NA No data available



Horse/Jockey Name	Amalgamation
Final Rank	8
Fastest Section Time (Section)	0:11.28 (400m)
Top Speed [km/h] (Section)	65.5 (400m)
Race State	Finished



Doomben QLD Professional

Race 4: SKY RACING BENCHMARK 78 Handicap - 2200m

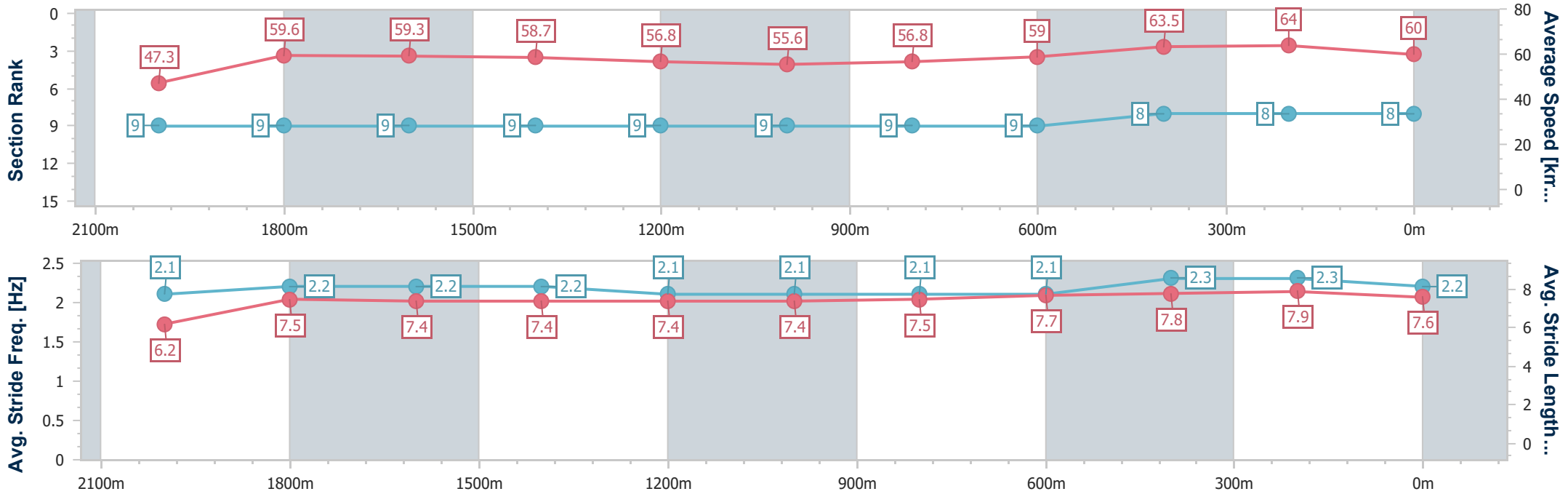
27 November 2024 - 13:53

Track Rating: Soft 6, Weather: Overcast, Rail Position: +0m Entire



BRISBANE RACING CLUB

Section	Overall	2000m	1800m	1600m	1400m	1200m	1000m	800m	600m	400m	200m
Section Times	2:16.83 [8] (0:15.20)	2:01.63 [9] (0:12.09)	1:49.54 [9] (0:12.02)	1:37.52 [9] (0:12.20)	1:25.32 [9] (0:12.73)	1:12.59 [9] (0:12.93)	0:59.66 [9] (0:12.70)	0:46.96 [9] (0:12.29)	0:34.67 [9] (0:11.38)	0:23.29 [8] (0:11.28)	0:12.01 [8] (0:12.01)
Average Speed [km/h]	47.3	59.6	59.3	58.7	56.8	55.6	56.8	59.0	63.5	64.0	60.0
Top Speed [km/h]	61.0	61.0	60.1	59.6	57.7	57.2	58.3	61.5	64.7	65.5	62.9
Avg. Dist. to Rail [m]	1.7	1.4	1.5	1.2	0.6	1.2	0.9	1.0	1.3	1.7	4.2
Avg. Stride Freq. [Hz]	2.1	2.2	2.2	2.2	2.1	2.1	2.1	2.1	2.3	2.3	2.2
Avg. Stride Length [m]	6.2	7.5	7.4	7.4	7.4	7.4	7.5	7.7	7.8	7.9	7.6



- [ ] Ranking at each section and finish
- .-.- No data available at this section
- NA No data available



Horse/Jockey Name	Aiden
Final Rank	9
Fastest Section Time (Section)	0:11.54 (600m)
Top Speed [km/h] (Section)	64.9 (Overall)
Race State	Finished



Doomben QLD Professional

Race 4: SKY RACING BENCHMARK 78 Handicap - 2200m

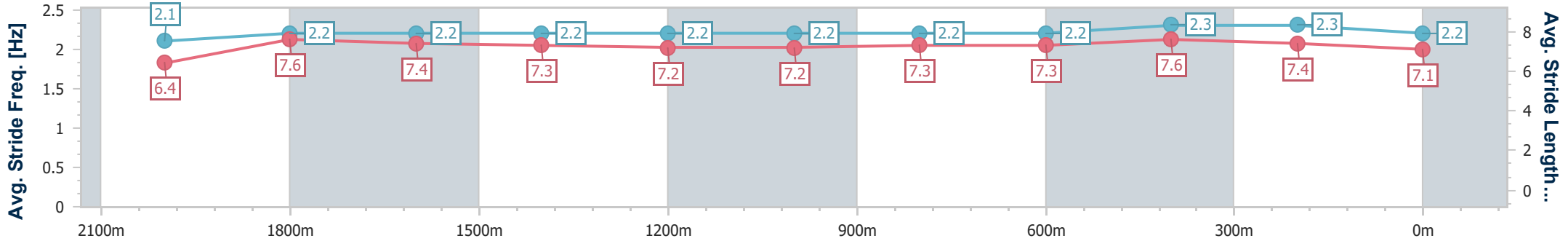
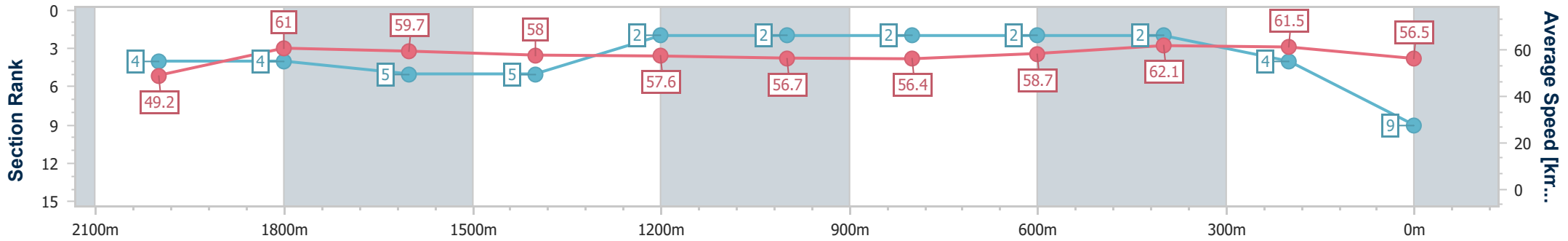
27 November 2024 - 13:53

Track Rating: Soft 6, Weather: Overcast, Rail Position: +0m Entire



BRISBANE RACING CLUB

Section	Overall	2000m	1800m	1600m	1400m	1200m	1000m	800m	600m	400m	200m
Section Times	2:17.04 [9] (0:14.66)	2:02.38 [4] (0:11.80)	1:50.58 [4] (0:12.08)	1:38.50 [5] (0:12.42)	1:26.08 [5] (0:12.46)	1:13.62 [2] (0:12.72)	1:00.90 [2] (0:12.72)	0:48.18 [2] (0:12.23)	0:35.95 [2] (0:11.54)	0:24.41 [2] (0:11.68)	0:12.73 [4] (0:12.73)
Average Speed [km/h]	49.2	61.0	59.7	58.0	57.6	56.7	56.4	58.7	62.1	61.5	56.5
Top Speed [km/h]	64.9	62.5	60.7	58.8	59.2	57.5	57.2	61.6	62.5	62.7	59.9
Avg. Dist. to Rail [m]	5.5	1.9	1.6	0.3	0.4	0.8	0.5	1.0	0.8	1.7	2.6
Avg. Stride Freq. [Hz]	2.1	2.2	2.2	2.2	2.2	2.2	2.2	2.2	2.3	2.3	2.2
Avg. Stride Length [m]	6.4	7.6	7.4	7.3	7.2	7.2	7.3	7.3	7.6	7.4	7.1



- [ ] Ranking at each section and finish
- .-.- No data available at this section
- NA No data available