



Doomben QLD Professional

Race 10: LADBROKES PUNTER ASSIST BENCHMARK 78 Handicap - 1350m

27 November 2024 - 17:24



BRISBANE
RACING CLUB

Track Rating: Soft 5, Weather: Overcast, Rail Position: +0m Entire

Section		Overall	1200m	1000m	800m	600m	400m	Last 600m				
Field Times		1:19.57 (0:10.90)	1:08.67 (0:11.11)	0:57.56 (0:11.29)	0:46.27 (0:11.39)	0:34.88 (0:11.58)	0:23.30 (0:11.44)	0:34.88				
Rank	TAB Horse/Jockey	Barrier	Top Speed [km/h]	Fastest Section	Distance Travelled [m]							
1	6 THE INFLICTOR Cejay Graham	8	65.3 1200m	0:10.90 Overall	1:19.57 [1] (0:10.90)	1:08.67 [1] (0:11.11)	0:57.56 [1] (0:11.29)	0:46.27 [1] (0:11.39)	0:34.88 [1] (0:11.58)	0:23.30 [1] (0:11.44)	0:34.88	
2	13 TAVS Angela Jones	5	66.6 400m	0:11.08 400m	1:19.82 [2] (0:11.75)	1:08.07 [9] (0:11.20)	0:56.87 [9] (0:11.56)	0:45.31 [9] (0:11.32)	0:33.99 [8] (0:11.35)	0:22.64 [8] (0:11.08)	0:33.99	-1
3	9 SWEET MERCY Boris Thornton	12	66.2 400m	0:11.00 400m	1:19.82 [3] (0:11.80)	1:08.02 [10] (0:11.76)	0:56.26 [12] (0:11.52)	0:44.74 [12] (0:11.30)	0:33.44 [12] (0:11.10)	0:22.34 [12] (0:11.00)	0:33.44	+0
4	8 BAD EDUCATION Bailey Wheeler	2	67.0 1200m	0:11.08 1200m	1:19.91 [4] (0:11.22)	1:08.69 [4] (0:11.08)	0:57.61 [3] (0:11.33)	0:46.28 [3] (0:11.55)	0:34.73 [3] (0:11.40)	0:23.33 [2] (0:11.27)	0:34.73	+1
5	11 OCEANS OF ENERGY Andrew Mallyon	1	66.6 600m	0:11.20 1200m	1:19.92 [5] (0:11.21)	1:08.71 [3] (0:11.20)	0:57.51 [4] (0:11.32)	0:46.19 [4] (0:11.57)	0:34.62 [4] (0:11.34)	0:23.28 [4] (0:11.22)	0:34.62	-2
6	10 MOONAN ME Robbie Dolan	3	65.8 1200m	0:11.15 1200m	1:19.92 [6] (0:11.59)	1:08.33 [7] (0:11.15)	0:57.18 [7] (0:11.38)	0:45.80 [6] (0:11.42)	0:34.38 [6] (0:11.29)	0:23.09 [5] (0:11.26)	0:34.38	-1
7	3 BEAUTANTES Luke Dempsey	11	67.6 1200m	0:10.88 1200m	1:20.29 [7] (0:11.63)	1:08.66 [8] (0:10.88)	0:57.78 [5] (0:11.34)	0:46.44 [5] (0:11.57)	0:34.87 [5] (0:11.46)	0:23.41 [6] (0:11.37)	0:34.87	+6
8	7 STARRY EYES Ron Stewart	9	64.9 1000m	0:11.17 400m	1:20.34 [8] (0:11.81)	1:08.53 [11] (0:11.33)	0:57.20 [10] (0:11.56)	0:45.64 [10] (0:11.35)	0:34.29 [10] (0:11.21)	0:23.08 [10] (0:11.17)	0:34.29	-1
9	5 BRENTWOOD James Orman	7	65.8 1200m	0:10.97 Overall	1:20.38 [9] (0:10.97)	1:09.41 [2] (0:11.09)	0:58.32 [2] (0:11.37)	0:46.95 [2] (0:11.56)	0:35.39 [2] (0:11.63)	0:23.76 [3] (0:11.46)	0:35.39	-3
10	15 TUQIRI Jake Bayliss	4	65.9 1200m	0:11.22 1200m	1:20.48 [10] (0:11.44)	1:09.04 [5] (0:11.22)	0:57.82 [6] (0:11.50)	0:46.32 [7] (0:11.48)	0:34.84 [7] (0:11.41)	0:23.43 [7] (0:11.33)	0:34.84	+1

Scratched: Captain Fenkel (#12), Metalart (#2), Five Rings (#14)

[] Ranking at each section and finish
 -:-:- No data available at this section
 NA No data available

SCN Saddle cloth number
 DNF Did not finish
 DNT Did not track



Doomben QLD Professional
Race 10: LADBROKES PUNTER ASSIST BENCHMARK 78 Handicap - 1350m
 27 November 2024 - 17:24



Track Rating: Soft 5, Weather: Overcast, Rail Position: +0m Entire

Section	Overall	1200m	1000m	800m	600m	400m	Last 600m
Field Times	1:19.57 (0:10.90)	1:08.67 (0:11.11)	0:57.56 (0:11.29)	0:46.27 (0:11.39)	0:34.88 (0:11.58)	0:23.30 (0:11.44)	0:34.88

Rank	TAB	Horse/Jockey	Barrier	Top Speed [km/h]	Fastest Section	Overall	1200m	1000m	800m	600m	400m	Last 600m	Distance Travelled [m]
11	4	CACOFONIX Samantha Collett	10	65.5 400m	0:11.23 400m	1:20.53 [11] (0:11.82)	1:08.71 [12] (0:11.48)	0:57.23 [11] (0:11.51)	0:45.72 [11] (0:11.28)	0:34.44 [11] (0:11.31)	0:23.13 [11] (0:11.23)	0:34.44	+3
12	1	PATTON Ryan Maloney	6	65.3 400m	0:11.24 400m	1:20.87 [12] (0:11.53)	1:09.34 [6] (0:11.31)	0:58.03 [8] (0:11.58)	0:46.45 [8] (0:11.51)	0:34.94 [9] (0:11.31)	0:23.63 [9] (0:11.24)	0:34.94	+3

Scratched: Captain Fenkel (#12), Metalart (#2), Five Rings (#14)



Doomben QLD Professional

Race 10: LADBROKES PUNTER ASSIST BENCHMARK 78 Handicap - 1350m

27 November 2024 - 17:24



BRISBANE
RACING CLUB

Track Rating: Soft 5, Weather: Overcast, Rail Position: +0m Entire

Section				200m				Last 600m	
Field Times				0:11.86 (0:11.86)				0:34.88	
Rank	TAB	Horse/Jockey	Barrier	Top Speed [km/h]	Fastest Section	Margin			Distance Travelled [m]
1	6	THE INFLICTOR Cejay Graham	8	65.3 1200m	0:10.90 Overall	0:11.86 [1] (0:11.86)	1:19.57		0:34.88
2	13	TAVS Angela Jones	5	66.6 400m	0:11.08 400m	0:11.56 [7] (0:11.56)	1.45L		0:33.99 -1
3	9	SWEET MERCY Boris Thornton	12	66.2 400m	0:11.00 400m	0:11.34 [10] (0:11.34)	1.46L		0:33.44 +0
4	8	BAD EDUCATION Bailey Wheeler	2	67.0 1200m	0:11.08 1200m	0:12.06 [2] (0:12.06)	2L		0:34.73 +1
5	11	OCEANS OF ENERGY Andrew Mallyon	1	66.6 600m	0:11.20 1200m	0:12.06 [3] (0:12.06)	2.02L		0:34.62 -2
6	10	MOONAN ME Robbie Dolan	3	65.8 1200m	0:11.15 1200m	0:11.83 [5] (0:11.83)	2.05L		0:34.38 -1
7	3	BEAUTANTES Luke Dempsey	11	67.6 1200m	0:10.88 1200m	0:12.04 [6] (0:12.04)	4.22L		0:34.87 +6
8	7	STARRY EYES Ron Stewart	9	64.9 1000m	0:11.17 400m	0:11.91 [9] (0:11.91)	4.54L		0:34.29 -1
9	5	BRENTWOOD James Orman	7	65.8 1200m	0:10.97 Overall	0:12.30 [4] (0:12.30)	4.76L		0:35.39 -3
10	15	TUQIRI Jake Bayliss	4	65.9 1200m	0:11.22 1200m	0:12.10 [8] (0:12.10)	5.33L		0:34.84 +1

Scratched: Captain Fenkel (#12), Metalart (#2), Five Rings (#14)

[] Ranking at each section and finish
 -:-:- No data available at this section
 NA No data available

SCN Saddle cloth number
 DNF Did not finish
 DNT Did not track



Doomben QLD Professional
Race 10: LADBROKES PUNTER ASSIST BENCHMARK 78 Handicap - 1350m
 27 November 2024 - 17:24



Track Rating: Soft 5, Weather: Overcast, Rail Position: +0m Entire

Section				200m				Last 600m	
Field Times				0:11.86 (0:11.86)				0:34.88	
Rank	TAB Horse/Jockey	Barrier	Top Speed [km/h]	Fastest Section	Margin				Distance Travelled [m]
11	4 CACOFONIX Samantha Collett	10	65.5 400m	0:11.23 400m	0:11.90 [12] (0:11.90)	5.64L		0:34.44	+3
12	1 PATTON Ryan Maloney	6	65.3 400m	0:11.24 400m	0:12.39 [11] (0:12.39)	7.65L		0:34.94	+3

Scratched: Captain Fenkel (#12), Metalart (#2), Five Rings (#14)

[] Ranking at each section and finish
 -:-:- No data available at this section
 NA No data available

SCN Saddle cloth number
 DNF Did not finish
 DNT Did not track



Horse/Jockey Name	The Inflictor
Final Rank	1
Fastest Section Time (Section)	0:10.90 (Overall)
Top Speed [km/h] (Section)	65.3 (1200m)
Race State	Finished



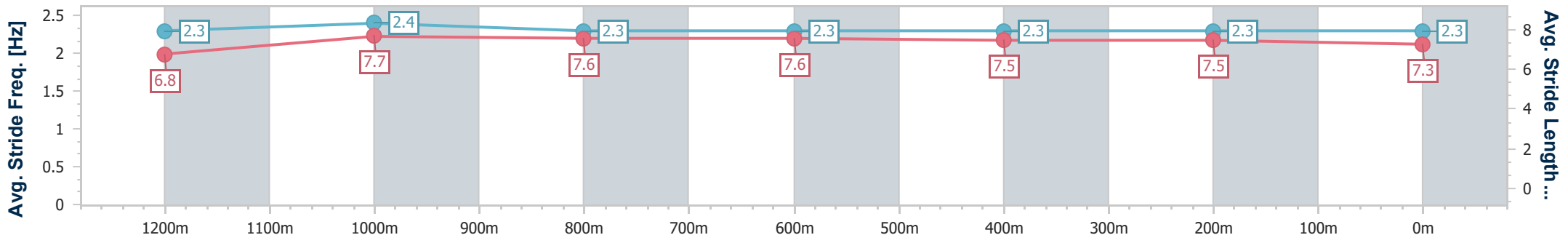
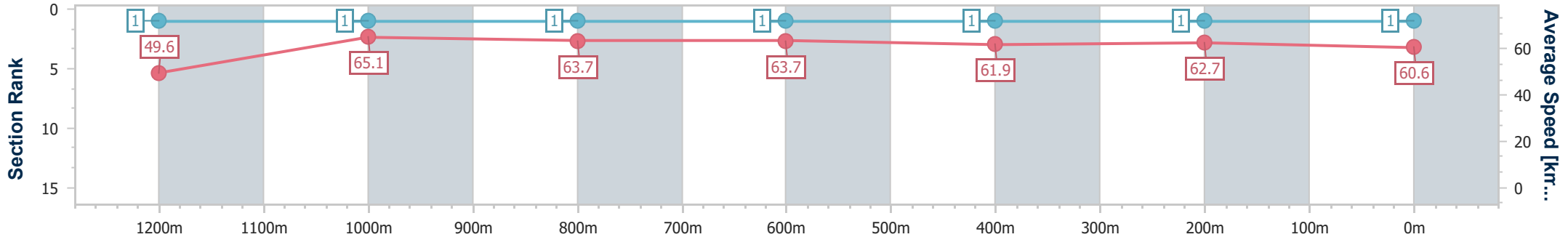
Doomben QLD Professional
Race 10: LADBROKES PUNTER ASSIST BENCHMARK 78
Handicap - 1350m
27 November 2024 - 17:24



BRISBANE
RACING CLUB

Track Rating: Soft 5, Weather: Overcast, Rail Position: +0m Entire

Section	Overall	1200m	1000m	800m	600m	400m	200m
Section Times	1:19.57 [1] (0:10.90)	1:08.67 [1] (0:11.11)	0:57.56 [1] (0:11.29)	0:46.27 [1] (0:11.39)	0:34.88 [1] (0:11.58)	0:23.30 [1] (0:11.44)	0:11.86 [1] (0:11.86)
Average Speed [km/h]	49.6	65.1	63.7	63.7	61.9	62.7	60.6
Top Speed [km/h]	64.8	65.3	64.8	64.4	64.2	64.1	64.0
Avg. Dist. to Rail [m]	8.7	2.1	1.4	1.0	1.0	1.5	0.7
Avg. Stride Freq. [Hz]	2.3	2.4	2.3	2.3	2.3	2.3	2.3
Avg. Stride Length [m]	6.8	7.7	7.6	7.6	7.5	7.5	7.3



- [] Ranking at each section and finish
- .-.- No data available at this section
- NA No data available



Horse/Jockey Name	Tavs
Final Rank	2
Fastest Section Time (Section)	0:11.08 (400m)
Top Speed [km/h] (Section)	66.6 (400m)
Race State	Finished



Doomben QLD Professional
Race 10: LADBROKES PUNTER ASSIST BENCHMARK 78
Handicap - 1350m

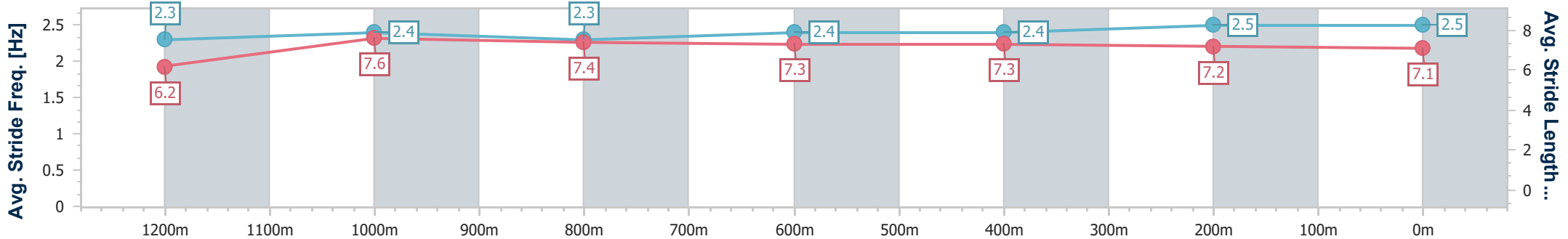
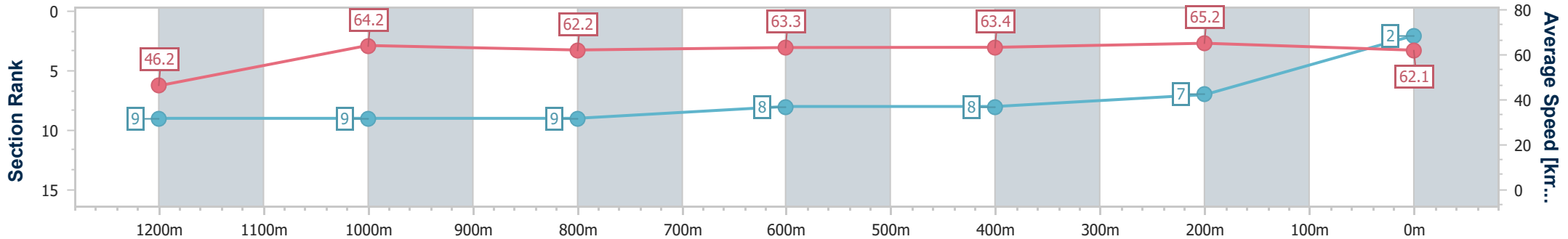
27 November 2024 - 17:24

Track Rating: Soft 5, Weather: Overcast, Rail Position: +0m Entire



BRISBANE
RACING CLUB

Section	Overall	1200m	1000m	800m	600m	400m	200m
Section Times	1:19.82 [2] (0:11.75)	1:08.07 [9] (0:11.20)	0:56.87 [9] (0:11.56)	0:45.31 [9] (0:11.32)	0:33.99 [8] (0:11.35)	0:22.64 [8] (0:11.08)	0:11.56 [7] (0:11.56)
Average Speed [km/h]	46.2	64.2	62.2	63.3	63.4	65.2	62.1
Top Speed [km/h]	61.9	65.5	64.8	64.7	64.2	66.6	65.2
Avg. Dist. to Rail [m]	4.7	1.2	0.8	1.2	0.4	1.9	3.6
Avg. Stride Freq. [Hz]	2.3	2.4	2.3	2.4	2.4	2.5	2.5
Avg. Stride Length [m]	6.2	7.6	7.4	7.3	7.3	7.2	7.1



- [] Ranking at each section and finish
- .-.- No data available at this section
- NA No data available



Horse/Jockey Name	Sweet Mercy
Final Rank	3
Fastest Section Time (Section)	0:11.00 (400m)
Top Speed [km/h] (Section)	66.2 (400m)
Race State	Finished



Doomben QLD Professional
Race 10: LADBROKES PUNTER ASSIST BENCHMARK 78
Handicap - 1350m

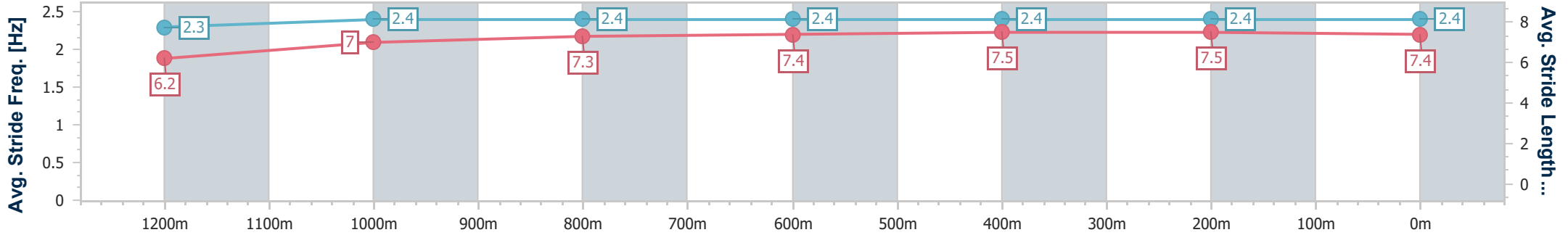
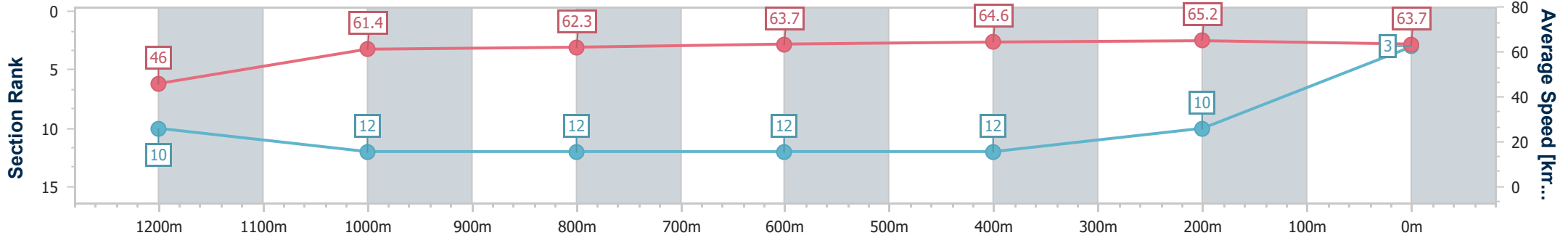
27 November 2024 - 17:24

Track Rating: Soft 5, Weather: Overcast, Rail Position: +0m Entire



BRISBANE
RACING CLUB

Section	Overall	1200m	1000m	800m	600m	400m	200m
Section Times	1:19.82 [3] (0:11.80)	1:08.02 [10] (0:11.76)	0:56.26 [12] (0:11.52)	0:44.74 [12] (0:11.30)	0:33.44 [12] (0:11.10)	0:22.34 [12] (0:11.00)	0:11.34 [10] (0:11.34)
Average Speed [km/h]	46.0	61.4	62.3	63.7	64.6	65.2	63.7
Top Speed [km/h]	59.6	62.8	65.6	65.1	65.2	66.2	66.1
Avg. Dist. to Rail [m]	12.7	3.6	0.7	0.6	0.9	1.9	5.3
Avg. Stride Freq. [Hz]	2.3	2.4	2.4	2.4	2.4	2.4	2.4
Avg. Stride Length [m]	6.2	7.0	7.3	7.4	7.5	7.5	7.4



- [] Ranking at each section and finish
- .-.- No data available at this section
- NA No data available



Horse/Jockey Name	Bad Education
Final Rank	4
Fastest Section Time (Section)	0:11.08 (1200m)
Top Speed [km/h] (Section)	67.0 (1200m)
Race State	Finished



Doomben QLD Professional
Race 10: LADBROKES PUNTER ASSIST BENCHMARK 78
Handicap - 1350m

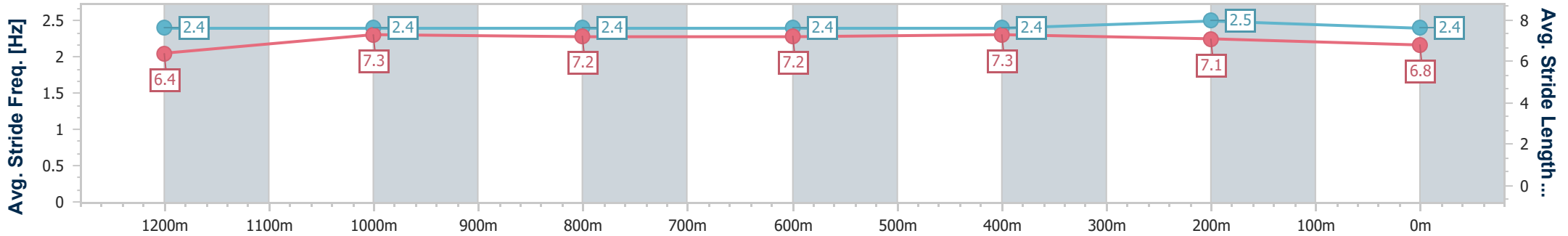
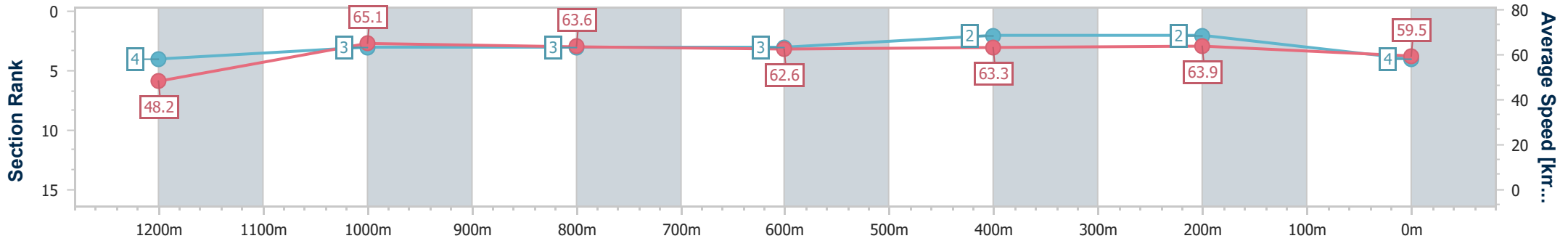
27 November 2024 - 17:24

Track Rating: Soft 5, Weather: Overcast, Rail Position: +0m Entire



BRISBANE
RACING CLUB

Section	Overall	1200m	1000m	800m	600m	400m	200m
Section Times	1:19.91 [4] (0:11.22)	1:08.69 [4] (0:11.08)	0:57.61 [3] (0:11.33)	0:46.28 [3] (0:11.55)	0:34.73 [3] (0:11.40)	0:23.33 [2] (0:11.27)	0:12.06 [2] (0:12.06)
Average Speed [km/h]	48.2	65.1	63.6	62.6	63.3	63.9	59.5
Top Speed [km/h]	64.1	67.0	66.1	63.3	64.2	65.2	63.4
Avg. Dist. to Rail [m]	2.0	0.5	1.2	0.8	0.2	1.0	1.4
Avg. Stride Freq. [Hz]	2.4	2.4	2.4	2.4	2.4	2.5	2.4
Avg. Stride Length [m]	6.4	7.3	7.2	7.2	7.3	7.1	6.8



- [] Ranking at each section and finish
- .-.- No data available at this section
- NA No data available



Horse/Jockey Name	Oceans Of Energy
Final Rank	5
Fastest Section Time (Section)	0:11.20 (1200m)
Top Speed [km/h] (Section)	66.6 (600m)
Race State	Finished



Doomben QLD Professional
Race 10: LADBROKES PUNTER ASSIST BENCHMARK 78
Handicap - 1350m

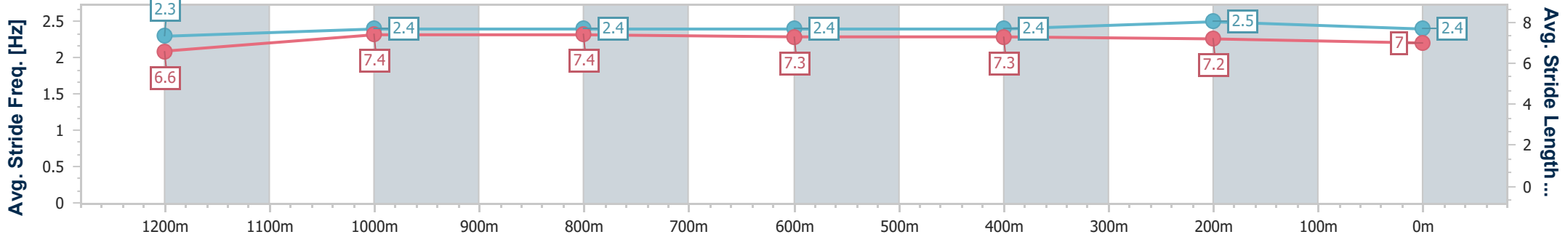
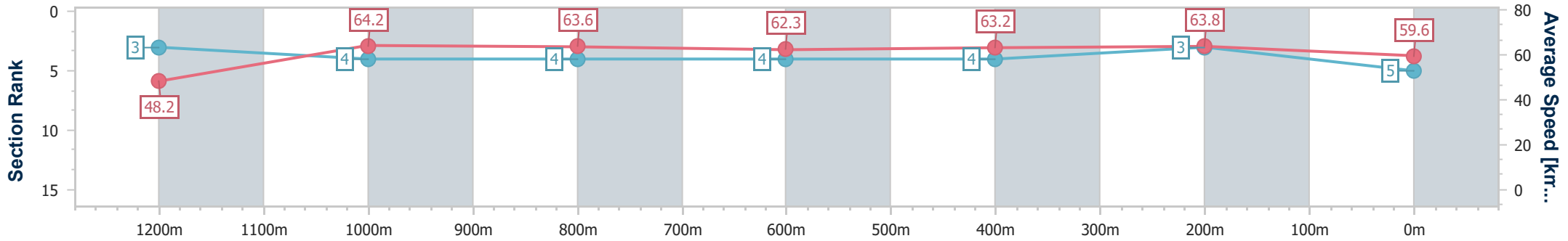
27 November 2024 - 17:24

Track Rating: Soft 5, Weather: Overcast, Rail Position: +0m Entire



BRISBANE
RACING CLUB

Section	Overall	1200m	1000m	800m	600m	400m	200m
Section Times	1:19.92 [5] (0:11.21)	1:08.71 [3] (0:11.20)	0:57.51 [4] (0:11.32)	0:46.19 [4] (0:11.57)	0:34.62 [4] (0:11.34)	0:23.28 [4] (0:11.22)	0:12.06 [3] (0:12.06)
Average Speed [km/h]	48.2	64.2	63.6	62.3	63.2	63.8	59.6
Top Speed [km/h]	63.7	64.8	64.7	63.5	66.6	65.2	63.2
Avg. Dist. to Rail [m]	1.8	0.1	0.2	0.2	0.8	1.1	0.7
Avg. Stride Freq. [Hz]	2.3	2.4	2.4	2.4	2.4	2.5	2.4
Avg. Stride Length [m]	6.6	7.4	7.4	7.3	7.3	7.2	7.0



- [] Ranking at each section and finish
- .-.- No data available at this section
- NA No data available



Horse/Jockey Name	Moonan Me
Final Rank	6
Fastest Section Time (Section)	0:11.15 (1200m)
Top Speed [km/h] (Section)	65.8 (1200m)
Race State	Finished



Doomben QLD Professional
Race 10: LADBROKES PUNTER ASSIST BENCHMARK 78
 Handicap - 1350m

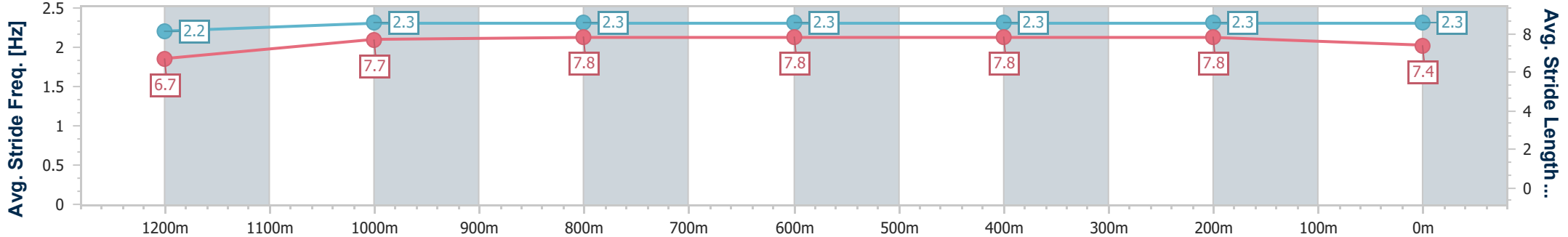
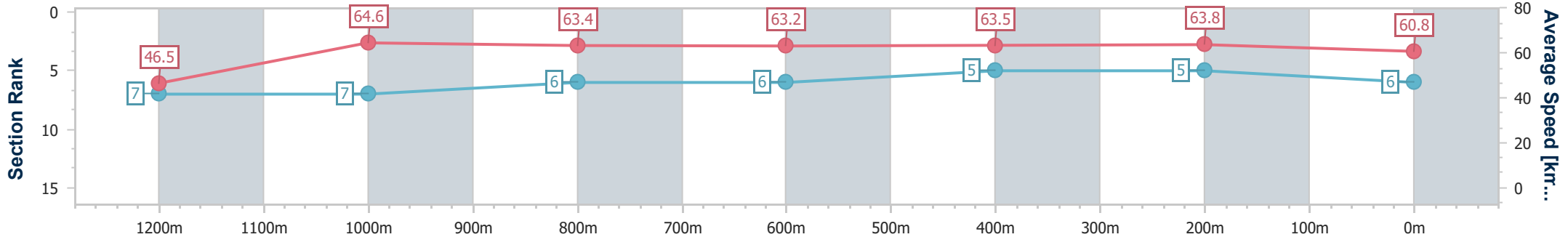
27 November 2024 - 17:24

Track Rating: Soft 5, Weather: Overcast, Rail Position: +0m Entire



BRISBANE
RACING CLUB

Section	Overall	1200m	1000m	800m	600m	400m	200m
Section Times	1:19.92 [6] (0:11.59)	1:08.33 [7] (0:11.15)	0:57.18 [7] (0:11.38)	0:45.80 [6] (0:11.42)	0:34.38 [6] (0:11.29)	0:23.09 [5] (0:11.26)	0:11.83 [5] (0:11.83)
Average Speed [km/h]	46.5	64.6	63.4	63.2	63.5	63.8	60.8
Top Speed [km/h]	63.1	65.8	64.0	63.7	64.1	64.7	63.3
Avg. Dist. to Rail [m]	3.3	0.4	0.3	0.1	0.8	0.6	0.9
Avg. Stride Freq. [Hz]	2.2	2.3	2.3	2.3	2.3	2.3	2.3
Avg. Stride Length [m]	6.7	7.7	7.8	7.8	7.8	7.8	7.4



- [] Ranking at each section and finish
- .-.- No data available at this section
- NA No data available



Horse/Jockey Name	Beautantes
Final Rank	7
Fastest Section Time (Section)	0:10.88 (1200m)
Top Speed [km/h] (Section)	67.6 (1200m)
Race State	Finished



Doomben QLD Professional
 Race 10: LADBROKES PUNTER ASSIST BENCHMARK 78
 Handicap - 1350m

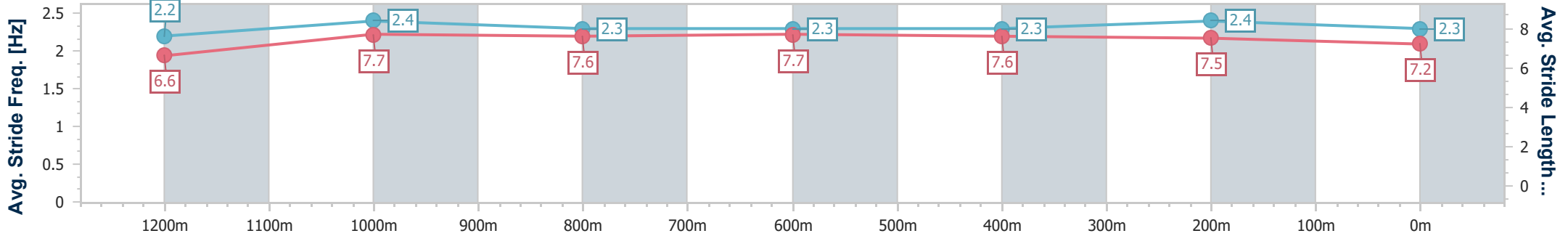
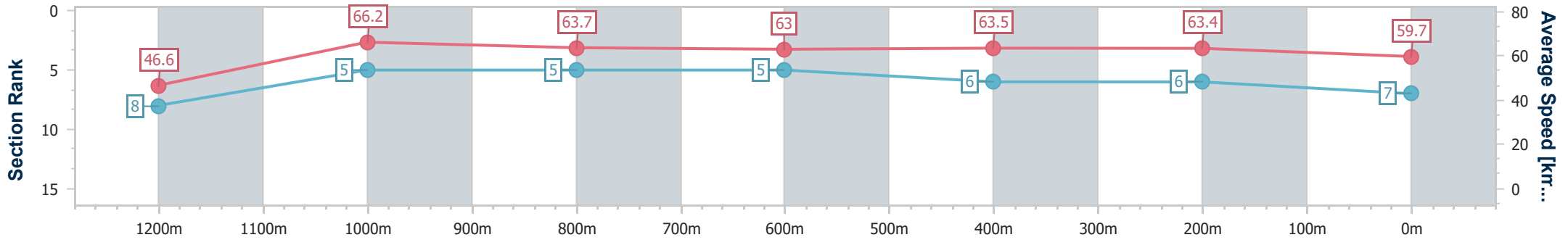
27 November 2024 - 17:24

Track Rating: Soft 5, Weather: Overcast, Rail Position: +0m Entire



BRISBANE
 RACING CLUB

Section	Overall	1200m	1000m	800m	600m	400m	200m
Section Times	1:20.29 [7] (0:11.63)	1:08.66 [8] (0:10.88)	0:57.78 [5] (0:11.34)	0:46.44 [5] (0:11.57)	0:34.87 [5] (0:11.46)	0:23.41 [6] (0:11.37)	0:12.04 [6] (0:12.04)
Average Speed [km/h]	46.6	66.2	63.7	63.0	63.5	63.4	59.7
Top Speed [km/h]	65.5	67.6	64.9	64.8	65.0	65.1	62.5
Avg. Dist. to Rail [m]	10.6	2.7	1.6	1.9	2.1	2.7	4.6
Avg. Stride Freq. [Hz]	2.2	2.4	2.3	2.3	2.3	2.4	2.3
Avg. Stride Length [m]	6.6	7.7	7.6	7.7	7.6	7.5	7.2



- [] Ranking at each section and finish
- .-.- No data available at this section
- NA No data available



Horse/Jockey Name	Starry Eyes
Final Rank	8
Fastest Section Time (Section)	0:11.17 (400m)
Top Speed [km/h] (Section)	64.9 (1000m)
Race State	Finished



Doomben QLD Professional
Race 10: LADBROKES PUNTER ASSIST BENCHMARK 78
Handicap - 1350m

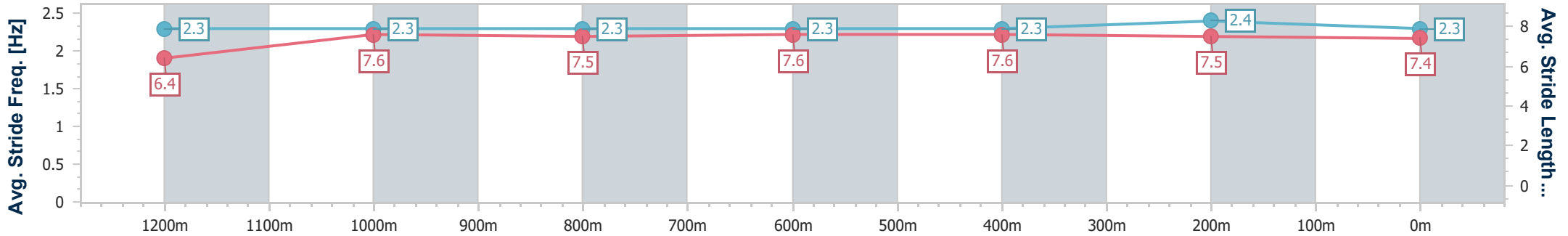
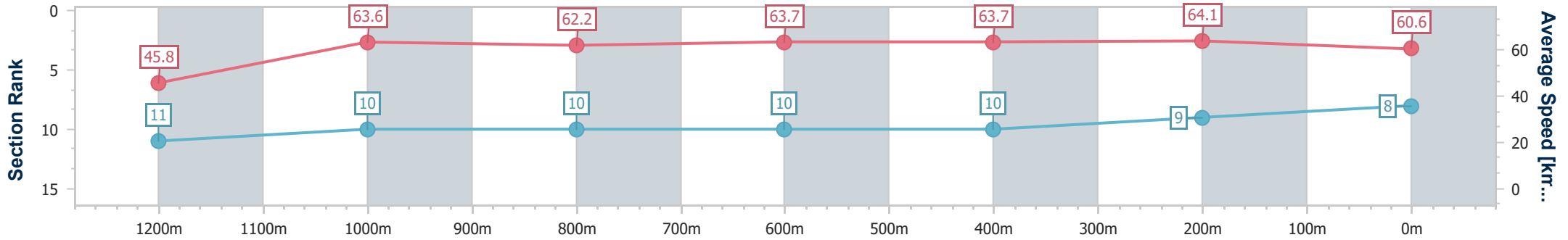
27 November 2024 - 17:24

Track Rating: Soft 5, Weather: Overcast, Rail Position: +0m Entire



BRISBANE
RACING CLUB

Section	Overall	1200m	1000m	800m	600m	400m	200m
Section Times	1:20.34 [8] (0:11.81)	1:08.53 [11] (0:11.33)	0:57.20 [10] (0:11.56)	0:45.64 [10] (0:11.35)	0:34.29 [10] (0:11.21)	0:23.08 [10] (0:11.17)	0:11.91 [9] (0:11.91)
Average Speed [km/h]	45.8	63.6	62.2	63.7	63.7	64.1	60.6
Top Speed [km/h]	61.4	64.6	64.9	64.7	64.3	64.7	63.2
Avg. Dist. to Rail [m]	7.5	1.1	0.4	0.3	1.0	1.1	0.5
Avg. Stride Freq. [Hz]	2.3	2.3	2.3	2.3	2.3	2.4	2.3
Avg. Stride Length [m]	6.4	7.6	7.5	7.6	7.6	7.5	7.4



- [] Ranking at each section and finish
- .-.- No data available at this section
- NA No data available



Horse/Jockey Name	Brentwood
Final Rank	9
Fastest Section Time (Section)	0:10.97 (Overall)
Top Speed [km/h] (Section)	65.8 (1200m)
Race State	Finished



Doomben QLD Professional
Race 10: LADBROKES PUNTER ASSIST BENCHMARK 78
Handicap - 1350m

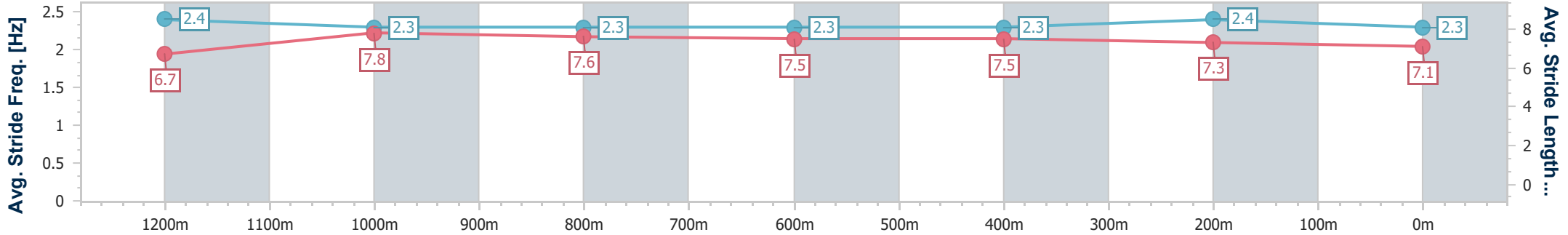
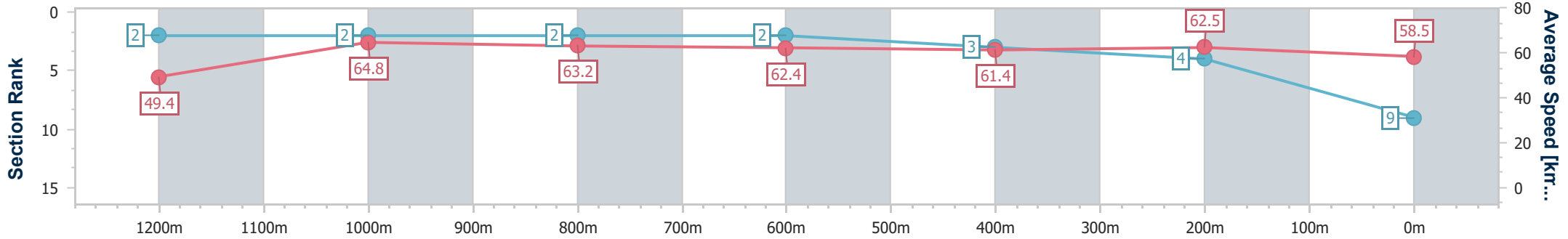
27 November 2024 - 17:24

Track Rating: Soft 5, Weather: Overcast, Rail Position: +0m Entire



BRISBANE
RACING CLUB

Section	Overall	1200m	1000m	800m	600m	400m	200m
Section Times	1:20.38 [9] (0:10.97)	1:09.41 [2] (0:11.09)	0:58.32 [2] (0:11.37)	0:46.95 [2] (0:11.56)	0:35.39 [2] (0:11.63)	0:23.76 [3] (0:11.46)	0:12.30 [4] (0:12.30)
Average Speed [km/h]	49.4	64.8	63.2	62.4	61.4	62.5	58.5
Top Speed [km/h]	64.8	65.8	65.6	63.6	63.7	64.1	60.9
Avg. Dist. to Rail [m]	7.4	0.8	0.3	0.7	1.0	1.0	0.9
Avg. Stride Freq. [Hz]	2.4	2.3	2.3	2.3	2.3	2.4	2.3
Avg. Stride Length [m]	6.7	7.8	7.6	7.5	7.5	7.3	7.1



- [] Ranking at each section and finish
- .-.- No data available at this section
- NA No data available



Horse/Jockey Name	Tuqiri
Final Rank	10
Fastest Section Time (Section)	0:11.22 (1200m)
Top Speed [km/h] (Section)	65.9 (1200m)
Race State	Finished



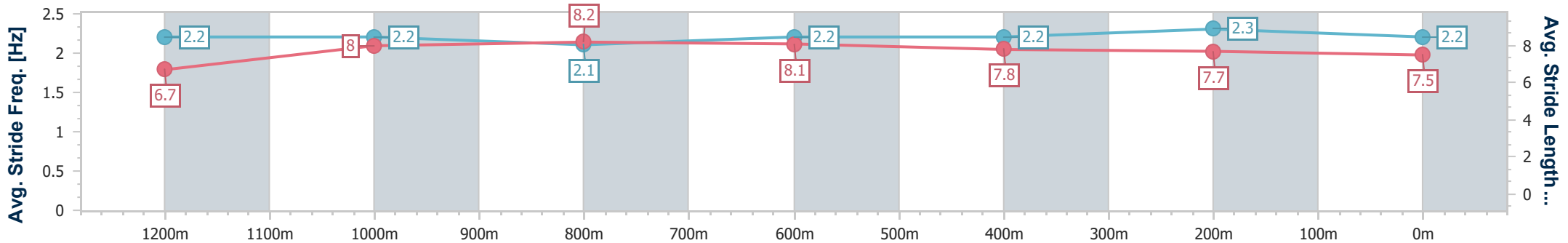
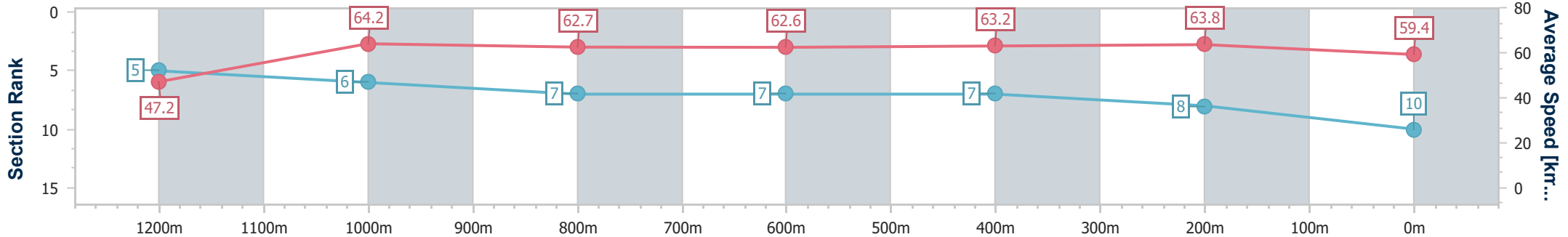
Doomben QLD Professional
Race 10: LADBROKES PUNTER ASSIST BENCHMARK 78
Handicap - 1350m
27 November 2024 - 17:24



BRISBANE
RACING CLUB

Track Rating: Soft 5, Weather: Overcast, Rail Position: +0m Entire

Section	Overall	1200m	1000m	800m	600m	400m	200m
Section Times	1:20.48 [10] (0:11.44)	1:09.04 [5] (0:11.22)	0:57.82 [6] (0:11.50)	0:46.32 [7] (0:11.48)	0:34.84 [7] (0:11.41)	0:23.43 [7] (0:11.33)	0:12.10 [8] (0:12.10)
Average Speed [km/h]	47.2	64.2	62.7	62.6	63.2	63.8	59.4
Top Speed [km/h]	62.1	65.9	63.9	63.4	64.2	64.7	63.0
Avg. Dist. to Rail [m]	4.3	1.2	0.8	0.3	0.2	2.6	5.8
Avg. Stride Freq. [Hz]	2.2	2.2	2.1	2.2	2.2	2.3	2.2
Avg. Stride Length [m]	6.7	8.0	8.2	8.1	7.8	7.7	7.5



- [] Ranking at each section and finish
- .-.- No data available at this section
- NA No data available



Horse/Jockey Name	Cacophonix
Final Rank	11
Fastest Section Time (Section)	0:11.23 (400m)
Top Speed [km/h] (Section)	65.5 (400m)
Race State	Finished



Doomben QLD Professional
Race 10: LADBROKES PUNTER ASSIST BENCHMARK 78
Handicap - 1350m

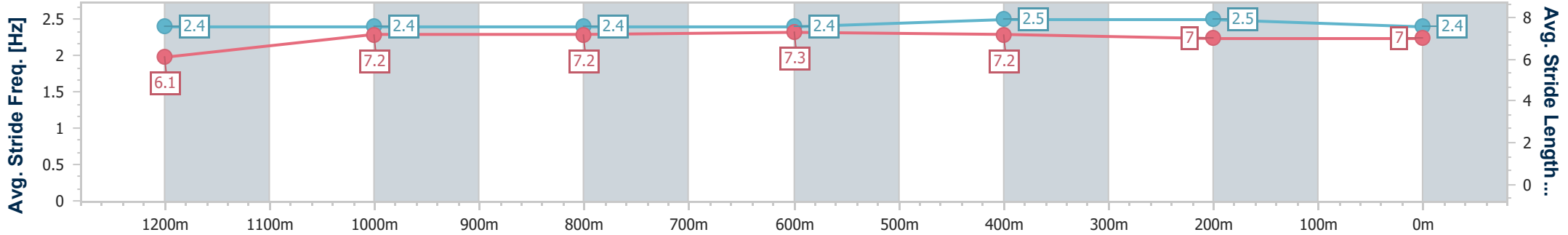
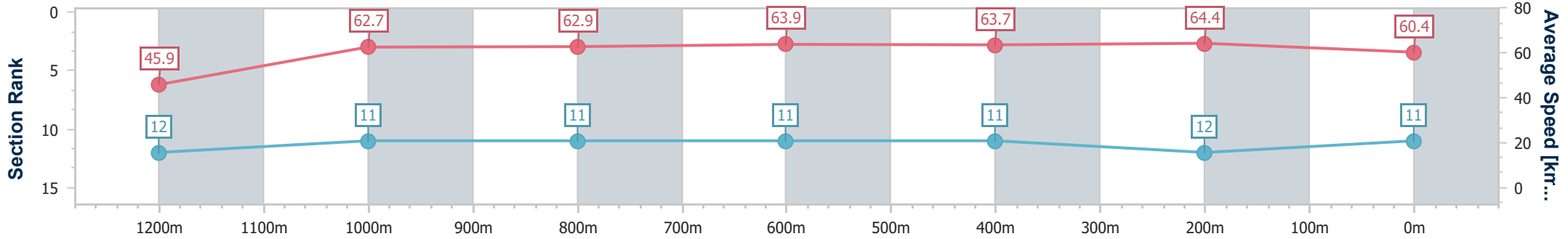
27 November 2024 - 17:24

Track Rating: Soft 5, Weather: Overcast, Rail Position: +0m Entire



BRISBANE
RACING CLUB

Section	Overall	1200m	1000m	800m	600m	400m	200m
Section Times	1:20.53 [11] (0:11.82)	1:08.71 [12] (0:11.48)	0:57.23 [11] (0:11.51)	0:45.72 [11] (0:11.28)	0:34.44 [11] (0:11.31)	0:23.13 [11] (0:11.23)	0:11.90 [12] (0:11.90)
Average Speed [km/h]	45.9	62.7	62.9	63.9	63.7	64.4	60.4
Top Speed [km/h]	61.9	63.5	64.1	64.4	64.4	65.5	64.1
Avg. Dist. to Rail [m]	9.6	2.0	1.5	0.3	0.5	3.2	6.5
Avg. Stride Freq. [Hz]	2.4	2.4	2.4	2.4	2.5	2.5	2.4
Avg. Stride Length [m]	6.1	7.2	7.2	7.3	7.2	7.0	7.0



- [] Ranking at each section and finish
- .-.- No data available at this section
- NA No data available



Horse/Jockey Name	Patton
Final Rank	12
Fastest Section Time (Section)	0:11.24 (400m)
Top Speed [km/h] (Section)	65.3 (400m)
Race State	Finished



Doomben QLD Professional
Race 10: LADBROKES PUNTER ASSIST BENCHMARK 78
Handicap - 1350m

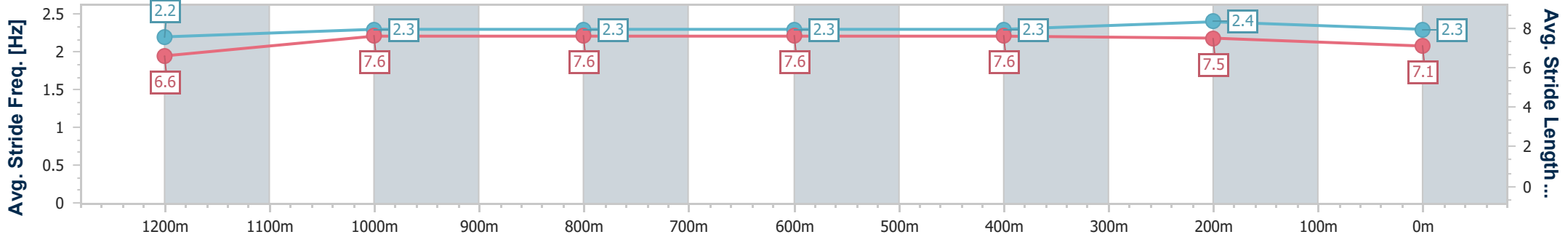
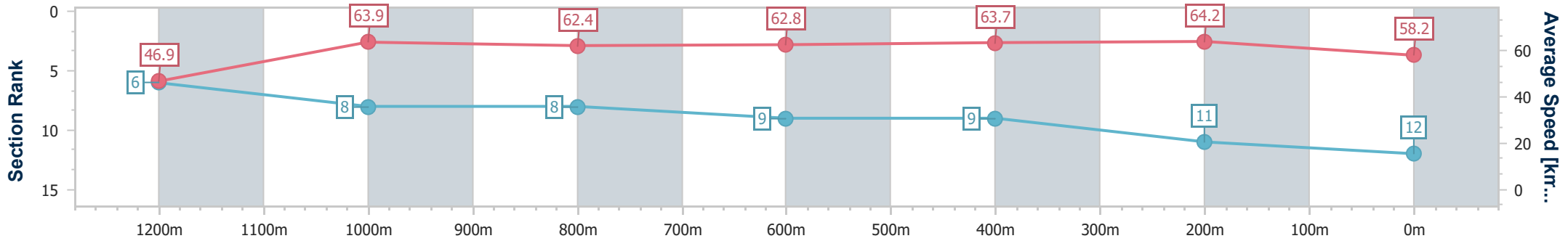
27 November 2024 - 17:24

Track Rating: Soft 5, Weather: Overcast, Rail Position: +0m Entire



BRISBANE
RACING CLUB

Section	Overall	1200m	1000m	800m	600m	400m	200m
Section Times	1:20.87 [12] (0:11.53)	1:09.34 [6] (0:11.31)	0:58.03 [8] (0:11.58)	0:46.45 [8] (0:11.51)	0:34.94 [9] (0:11.31)	0:23.63 [9] (0:11.24)	0:12.39 [11] (0:12.39)
Average Speed [km/h]	46.9	63.9	62.4	62.8	63.7	64.2	58.2
Top Speed [km/h]	61.7	65.2	64.9	63.7	64.8	65.3	62.8
Avg. Dist. to Rail [m]	5.7	1.4	1.5	1.0	0.3	1.3	2.2
Avg. Stride Freq. [Hz]	2.2	2.3	2.3	2.3	2.3	2.4	2.3
Avg. Stride Length [m]	6.6	7.6	7.6	7.6	7.6	7.5	7.1



- [] Ranking at each section and finish
- .-.- No data available at this section
- NA No data available