

Track Rating: Good 4, Weather: Overcast, Rail Position: +2.5m Entire

Section												Last 600m				
Field Times		Overall	1200m	1000m	800m	600m	400m									
		1:20.57 (0:11.29)	1:09.28 (0:11.09)	0:58.19 (0:11.96)	0:46.23 (0:11.61)	0:34.62 (0:11.43)	0:23.19 (0:11.40)						0:34.62			
Rank	TAB	Horse/Jockey	Barrier	Top Speed [km/h]	Fastest Section											Distance Travelled [m]
1	4	JUST FLYING Jag Guthmann-Chester	9	66.0	0:11.28	1:20.57 [1] (0:11.33)	1:09.24 [2] (0:11.28)	0:57.96 [2] (0:11.88)	0:46.08 [2] (0:11.58)	0:34.50 [2] (0:11.39)	0:23.11 [2] (0:11.32)	0:34.50				
2	10	ZINOTAR James Orman	11	66.3	0:11.22	1:20.82 [2] (0:12.04)	1:08.78 [11] (0:11.49)	0:57.29 [10] (0:11.65)	0:45.64 [8] (0:11.58)	0:34.06 [8] (0:11.22)	0:22.84 [6] (0:11.41)	0:34.06	+4			
3	11	BOOMROUX Martin Harley	5	65.5	0:11.30	1:20.83 [3] (0:11.52)	1:09.31 [3] (0:11.33)	0:57.98 [4] (0:11.88)	0:46.10 [5] (0:11.54)	0:34.56 [5] (0:11.39)	0:23.17 [3] (0:11.30)	0:34.56	+2			
4	6	PIERRE CARDINNIGAN Robbie Dolan	8	65.8	0:11.11	1:21.03 [4] (0:11.88)	1:09.15 [8] (0:11.57)	0:57.58 [9] (0:12.00)	0:45.58 [10] (0:11.68)	0:33.90 [10] (0:11.11)	0:22.79 [9] (0:11.31)	0:33.90	+1			
5	12	LOCH AWE Luke Dempsey	10	71.1	0:11.06	1:21.11 [5] (0:11.70)	1:09.41 [5] (0:11.47)	0:57.94 [8] (0:12.04)	0:45.90 [9] (0:11.57)	0:34.33 [9] (0:11.97)	0:22.36 [12] (0:11.06)	0:34.33	+5			
6	1	BIT OF GRUNT Cejay Graham	6	65.5	0:11.25	1:21.13 [6] (0:11.72)	1:09.41 [6] (0:11.25)	0:58.16 [5] (0:11.70)	0:46.46 [4] (0:11.59)	0:34.87 [4] (0:11.55)	0:23.32 [5] (0:11.47)	0:34.87	+3			
7	7	PIMPERNEL Emily Lang	1	66.7	0:11.09	1:21.14 [7] (0:11.29)	1:09.85 [1] (0:11.09)	0:58.76 [1] (0:11.96)	0:46.80 [1] (0:11.61)	0:35.19 [1] (0:11.43)	0:23.76 [1] (0:11.59)	0:35.19	-3			
8	9	THE HINDUSTAN Kyle Wilson-Taylor	4	64.6	0:11.26	1:21.21 [8] (0:11.53)	1:09.68 [4] (0:11.26)	0:58.42 [3] (0:11.86)	0:46.56 [3] (0:11.60)	0:34.96 [3] (0:11.44)	0:23.52 [4] (0:11.53)	0:34.96	-3			
9	13	RIPPINGTON Andrew Mallyon	7	64.9	0:11.32	1:21.52 [9] (0:11.84)	1:09.68 [7] (0:11.32)	0:58.36 [6] (0:11.75)	0:46.61 [6] (0:11.61)	0:35.00 [6] (0:11.46)	0:23.54 [7] (0:11.49)	0:35.00	+0			
10	5	MARLEE'S ZANDER Jake Bayliss	3	65.3	0:11.22	1:21.97 [10] (0:11.94)	1:10.03 [9] (0:11.22)	0:58.81 [7] (0:11.83)	0:46.98 [7] (0:11.58)	0:35.40 [7] (0:11.47)	0:23.93 [8] (0:11.57)	0:35.40	-5			



Ipswich QLD Professional

Race 3: RIVER 94.9FM Colts, Geldings and Entires Maiden Plate - 1350m

28 November 2024 - 14:48



Track Rating: Good 4, Weather: Overcast, Rail Position: +2.5m Entire

Section		Overall	1200m	1000m	800m	600m	400m	Last 600m				
Field Times		1:20.57 (0:11.29)	1:09.28 (0:11.09)	0:58.19 (0:11.96)	0:46.23 (0:11.61)	0:34.62 (0:11.43)	0:23.19 (0:11.40)	0:34.62				
Rank	TAB Horse/Jockey	Barrier	Top Speed [km/h]	Fastest Section	Distance Travelled [m]							
11	3 ELROY Taylor Marshall	2	66.2 600m	0:11.27 600m	1:22.05 [11] (0:12.18)	1:09.87 [13] (0:11.53)	0:58.34 [11] (0:11.85)	0:46.49 [11] (0:11.59)	0:34.90 [11] (0:11.27)	0:23.63 [10] (0:11.45)	0:34.90	-4
12	8 TAKE ME OUT Boris Thornton	12	65.0 600m	0:11.20 600m	1:22.25 [12] (0:11.98)	1:10.27 [10] (0:11.83)	0:58.44 [12] (0:11.87)	0:46.57 [12] (0:11.79)	0:34.78 [12] (0:11.20)	0:23.58 [11] (0:11.64)	0:34.78	-1
13	2 CELTIC PRIDE Luke Miller	13	62.9 800m	0:11.46 600m	1:22.99 [13] (0:12.12)	1:10.87 [12] (0:12.05)	0:58.82 [13] (0:11.93)	0:46.89 [13] (0:11.78)	0:35.11 [13] (0:11.46)	0:23.65 [13] (0:11.61)	0:35.11	-6

[] Ranking at each section and finish
 -:-:-:- No data available at this section
 NA No data available

SCN Saddle cloth number
 DNF Did not finish
 DNT Did not track



Ipswich QLD Professional

Race 3: RIVER 94.9FM Colts, Geldings and Entires Maiden Plate - 1350m

28 November 2024 - 14:48



Track Rating: Good 4, Weather: Overcast, Rail Position: +2.5m Entire

Section				200m				Last 600m		
Field Times				0:11.79				0:34.62		
				(0:11.79)						
Rank	TAB	Horse/Jockey	Barrier	Top Speed [km/h]	Fastest Section	Margin			Distance Travelled [m]	
1	4	JUST FLYING	9	66.0	0:11.28	0:11.79 [1]	1:20.57		0:34.50	
		Jag Guthmann-Chester		1200m	1200m	(0:11.79)				
2	10	ZINOTAR	11	66.3	0:11.22	0:11.43 [6]	1.48L		0:34.06	+4
		James Orman		600m	600m	(0:11.43)				
3	11	BOOMROUX	5	65.5	0:11.30	0:11.87 [2]	1.53L		0:34.56	+2
		Martin Harley		400m	400m	(0:11.87)				
4	6	PIERRE CARDINNIGAN	8	65.8	0:11.11	0:11.48 [8]	2.72L		0:33.90	+1
		Robbie Dolan		600m	600m	(0:11.48)				
5	12	LOCH AWE	10	71.1	0:11.06	0:11.30 [10]	3.19L		0:34.33	+5
		Luke Dempsey		600m	400m	(0:11.30)				
6	1	BIT OF GRUNT	6	65.5	0:11.25	0:11.85 [5]	3.34L		0:34.87	+3
		Cejay Graham		1200m	1200m	(0:11.85)				
7	7	PIMPERNEL	1	66.7	0:11.09	0:12.17 [3]	3.36L		0:35.19	-3
		Emily Lang		1200m	1200m	(0:12.17)				
8	9	THE HINDUSTAN	4	64.6	0:11.26	0:11.99 [4]	3.76L		0:34.96	-3
		Kyle Wilson-Taylor		1200m	1200m	(0:11.99)				
9	13	RIPPINGTON	7	64.9	0:11.32	0:12.05 [7]	5.62L		0:35.00	+0
		Andrew Mallyon		1200m	1200m	(0:12.05)				
10	5	MARLEE'S ZANDER	3	65.3	0:11.22	0:12.36 [9]	8.24L		0:35.40	-5
		Jake Bayliss		1200m	1200m	(0:12.36)				

[] Ranking at each section and finish
 -:-:- No data available at this section
 NA No data available

SCN Saddle cloth number
 DNF Did not finish
 DNT Did not track



Ipswich QLD Professional
Race 3: RIVER 94.9FM Colts, Geldings and Entires Maiden Plate - 1350m
 28 November 2024 - 14:48



Track Rating: Good 4, Weather: Overcast, Rail Position: +2.5m Entire

Section				200m				Last 600m	
Field Times				0:11.79 (0:11.79)				0:34.62	
Rank	TAB	Horse/Jockey	Barrier	Top Speed [km/h]	Fastest Section	Margin			Distance Travelled [m]
11	3	ELROY Taylor Marshall	2	66.2 600m	0:11.27 600m	0:12.18 [11] (0:12.18)	8.7L		0:34.90 -4
12	8	TAKE ME OUT Boris Thornton	12	65.0 600m	0:11.20 600m	0:11.94 [12] (0:11.94)	9.88L		0:34.78 -1
13	2	CELTIC PRIDE Luke Miller	13	62.9 800m	0:11.46 600m	0:12.04 [13] (0:12.04)	14.23L		0:35.11 -6

[] Ranking at each section and finish
 -:-:-:- No data available at this section
 NA No data available

SCN Saddle cloth number
 DNF Did not finish
 DNT Did not track



Horse/Jockey Name	Just Flying
Final Rank	1
Fastest Section Time (Section)	0:11.28 (1200m)
Top Speed [km/h] (Section)	66.0 (1200m)
Race State	Finished



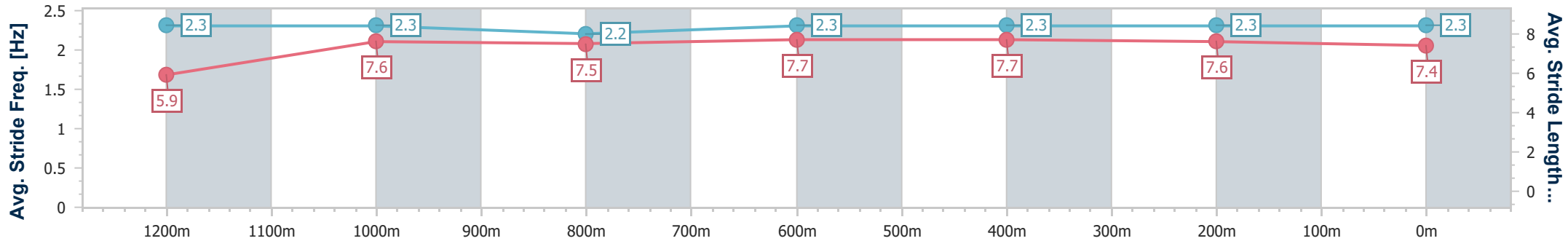
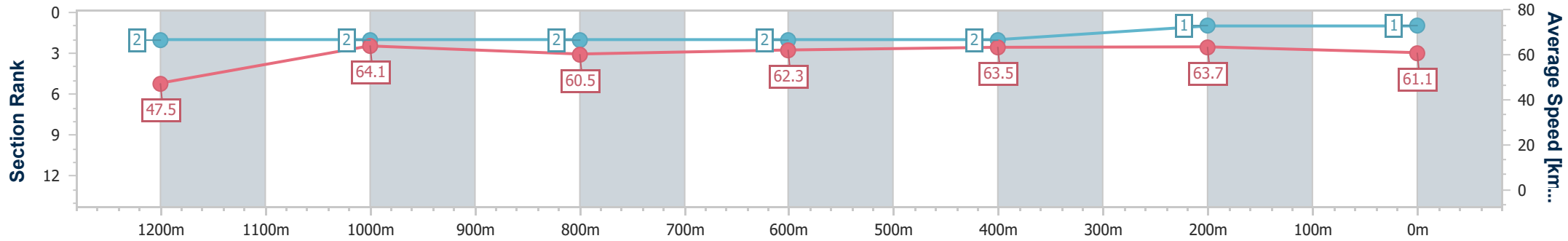
Ipswich QLD Professional
Race 3: RIVER 94.9FM Colts, Geldings and Entires Maiden Plate - 1350m



28 November 2024 - 14:48

Track Rating: Good 4, Weather: Overcast, Rail Position: +2.5m Entire

Section	Overall	1200m	1000m	800m	600m	400m	200m
Section Times	1:20.57 [1] (0:11.33)	1:09.24 [2] (0:11.28)	0:57.96 [2] (0:11.88)	0:46.08 [2] (0:11.58)	0:34.50 [2] (0:11.39)	0:23.11 [2] (0:11.32)	0:11.79 [1] (0:11.79)
Average Speed [km/h]	47.5	64.1	60.5	62.3	63.5	63.7	61.1
Top Speed [km/h]	66.0	66.0	61.6	62.9	64.5	64.6	63.6
Avg. Dist. to Rail [m]	6.2	2.4	0.8	0.3	0.6	1.3	2.7
Avg. Stride Freq. [Hz]	2.3	2.3	2.2	2.3	2.3	2.3	2.3
Avg. Stride Length [m]	5.9	7.6	7.5	7.7	7.7	7.6	7.4



- [] Ranking at each section and finish
- .-.- No data available at this section
- NA No data available



Horse/Jockey Name	Zinotar
Final Rank	2
Fastest Section Time (Section)	0:11.22 (600m)
Top Speed [km/h] (Section)	66.3 (600m)
Race State	Finished



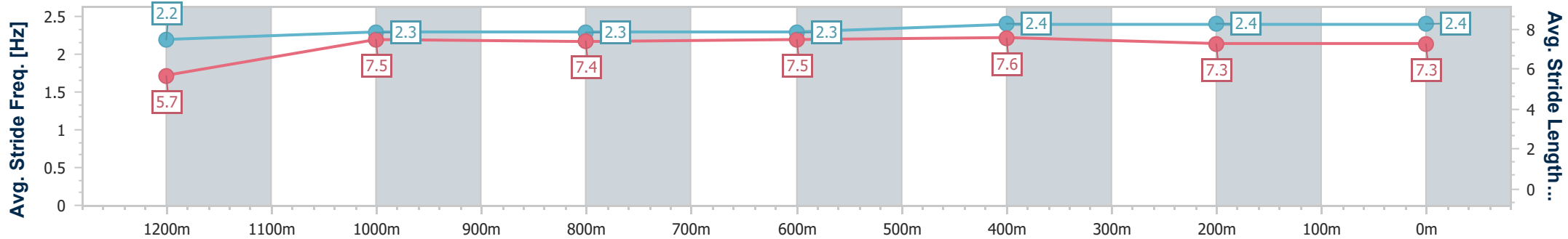
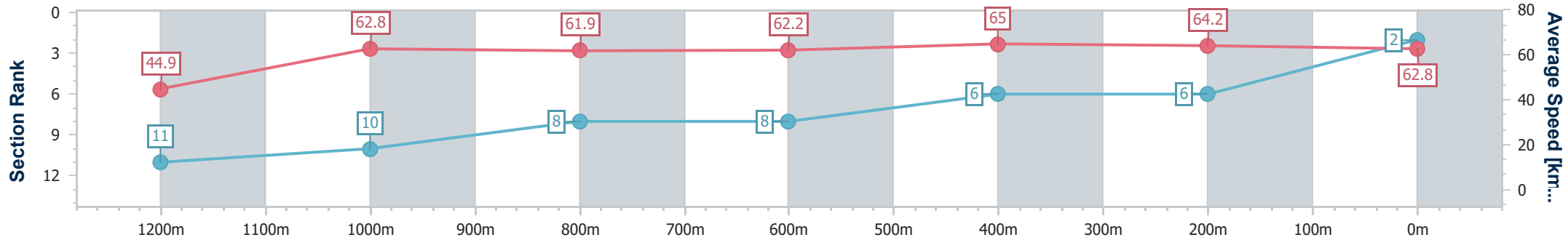
Ipswich QLD Professional
Race 3: RIVER 94.9FM Colts, Geldings and Entires Maiden Plate - 1350m



28 November 2024 - 14:48

Track Rating: Good 4, Weather: Overcast, Rail Position: +2.5m Entire

Section	Overall	1200m	1000m	800m	600m	400m	200m
Section Times	1:20.82 [2] (0:12.04)	1:08.78 [11] (0:11.49)	0:57.29 [10] (0:11.65)	0:45.64 [8] (0:11.58)	0:34.06 [8] (0:11.22)	0:22.84 [6] (0:11.41)	0:11.43 [6] (0:11.43)
Average Speed [km/h]	44.9	62.8	61.9	62.2	65.0	64.2	62.8
Top Speed [km/h]	63.4	63.9	63.8	65.7	66.3	65.8	64.1
Avg. Dist. to Rail [m]	6.0	1.6	0.2	0.4	2.7	5.0	6.0
Avg. Stride Freq. [Hz]	2.2	2.3	2.3	2.3	2.4	2.4	2.4
Avg. Stride Length [m]	5.7	7.5	7.4	7.5	7.6	7.3	7.3



- [] Ranking at each section and finish
- .-.- No data available at this section
- NA No data available



Horse/Jockey Name	Boomroux
Final Rank	3
Fastest Section Time (Section)	0:11.30 (400m)
Top Speed [km/h] (Section)	65.5 (400m)
Race State	Finished



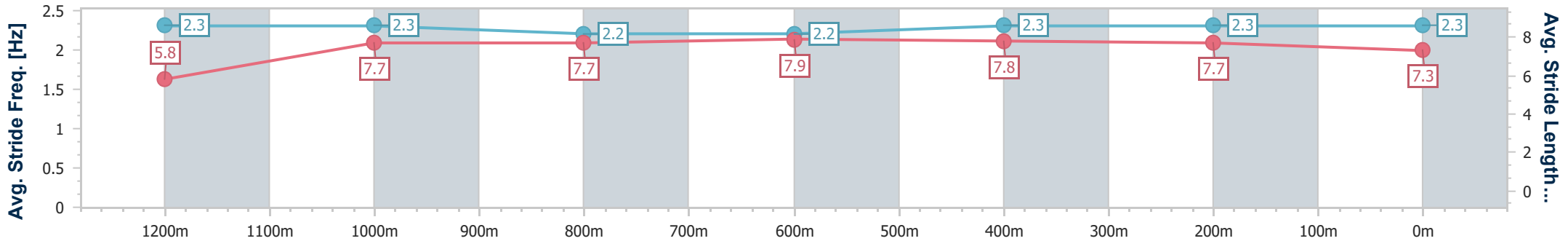
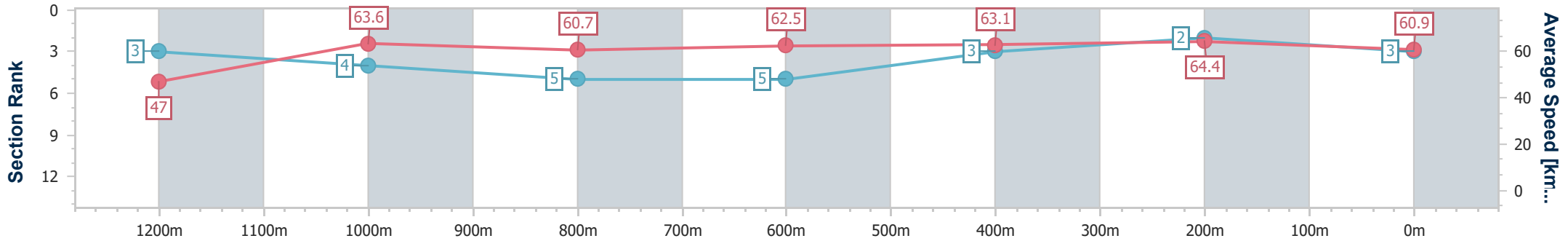
Ipswich QLD Professional
Race 3: RIVER 94.9FM Colts, Geldings and Entires Maiden Plate - 1350m



28 November 2024 - 14:48

Track Rating: Good 4, Weather: Overcast, Rail Position: +2.5m Entire

Section	Overall	1200m	1000m	800m	600m	400m	200m
Section Times	1:20.83 [3] (0:11.52)	1:09.31 [3] (0:11.33)	0:57.98 [4] (0:11.88)	0:46.10 [5] (0:11.54)	0:34.56 [5] (0:11.39)	0:23.17 [3] (0:11.30)	0:11.87 [2] (0:11.87)
Average Speed [km/h]	47.0	63.6	60.7	62.5	63.1	64.4	60.9
Top Speed [km/h]	64.0	64.4	62.0	63.4	65.3	65.5	62.8
Avg. Dist. to Rail [m]	2.6	1.6	0.6	0.1	0.7	3.8	4.6
Avg. Stride Freq. [Hz]	2.3	2.3	2.2	2.2	2.3	2.3	2.3
Avg. Stride Length [m]	5.8	7.7	7.7	7.9	7.8	7.7	7.3



- [] Ranking at each section and finish
- .-.- No data available at this section
- NA No data available



Horse/Jockey Name	Pierre Cardinnigan
Final Rank	4
Fastest Section Time (Section)	0:11.11 (600m)
Top Speed [km/h] (Section)	65.8 (600m)
Race State	Finished



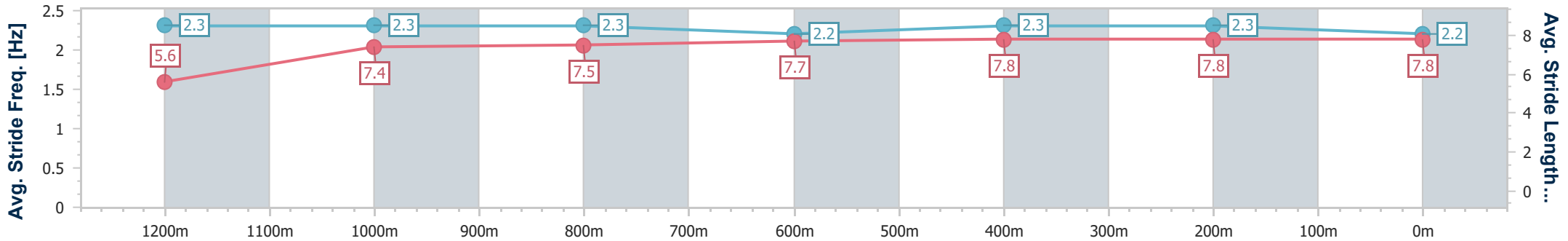
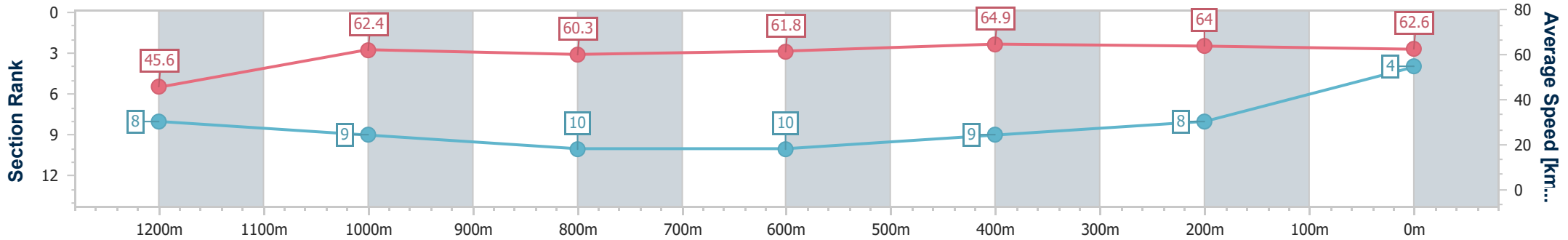
Ipswich QLD Professional
Race 3: RIVER 94.9FM Colts, Geldings and Entires Maiden Plate - 1350m



28 November 2024 - 14:48

Track Rating: Good 4, Weather: Overcast, Rail Position: +2.5m Entire

Section	Overall	1200m	1000m	800m	600m	400m	200m
Section Times	1:21.03 [4] (0:11.88)	1:09.15 [8] (0:11.57)	0:57.58 [9] (0:12.00)	0:45.58 [10] (0:11.68)	0:33.90 [10] (0:11.11)	0:22.79 [9] (0:11.31)	0:11.48 [8] (0:11.48)
Average Speed [km/h]	45.6	62.4	60.3	61.8	64.9	64.0	62.6
Top Speed [km/h]	61.6	63.8	63.2	64.9	65.8	65.0	63.6
Avg. Dist. to Rail [m]	5.8	3.2	1.4	0.3	0.5	2.5	3.9
Avg. Stride Freq. [Hz]	2.3	2.3	2.3	2.2	2.3	2.3	2.2
Avg. Stride Length [m]	5.6	7.4	7.5	7.7	7.8	7.8	7.8



- [] Ranking at each section and finish
- .-.- No data available at this section
- NA No data available



Horse/Jockey Name	Loch Awe
Final Rank	5
Fastest Section Time (Section)	0:11.06 (400m)
Top Speed [km/h] (Section)	71.1 (600m)
Race State	Finished



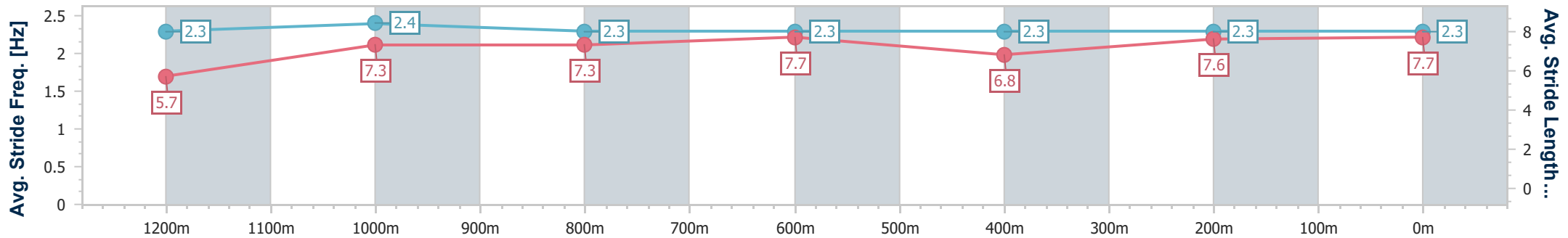
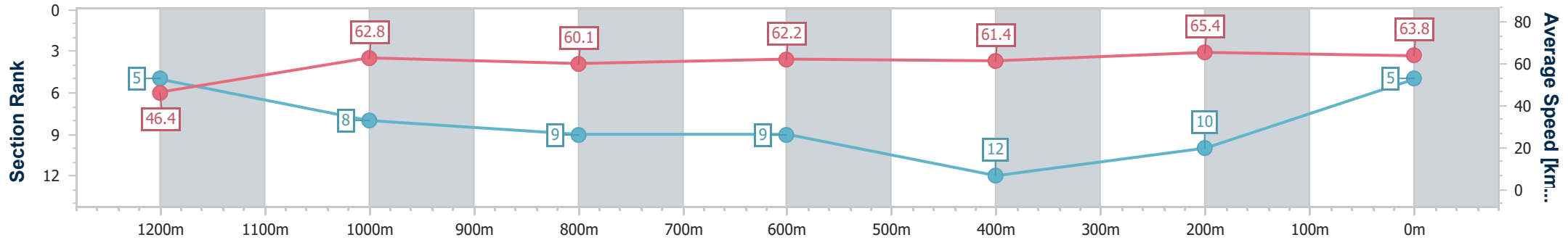
Ipswich QLD Professional
 Race 3: RIVER 94.9FM Colts, Geldings and Entires Maiden
 Plate - 1350m



28 November 2024 - 14:48

Track Rating: Good 4, Weather: Overcast, Rail Position: +2.5m
 Entire

Section	Overall	1200m	1000m	800m	600m	400m	200m							
Section Times	1:21.11 [5] (0:11.70)	1:09.41 [5] (0:11.47)	0:57.94 [8] (0:12.04)	0:45.90 [9] (0:11.57)	0:34.33 [9] (0:11.97)	0:22.36 [12] (0:11.06)	0:11.30 [10] (0:11.30)							
Average Speed [km/h]	46.4	62.8	60.1	62.2	61.4	65.4	63.8							
Top Speed [km/h]	63.1	64.6	63.4	64.8	71.1	68.6	65.0							
Avg. Dist. to Rail [m]	7.1	3.0	1.1	0.3	3.5	2.0	5.8							
Avg. Stride Freq. [Hz]	2.3	2.4	2.3	2.3	2.3	2.3	2.3							
Avg. Stride Length [m]	5.7	7.3	7.3	7.7	6.8	7.6	7.7							



- [] Ranking at each section and finish
- .-.- No data available at this section
- NA No data available



Horse/Jockey Name	Bit Of Grunt
Final Rank	6
Fastest Section Time (Section)	0:11.25 (1200m)
Top Speed [km/h] (Section)	65.5 (1200m)
Race State	Finished



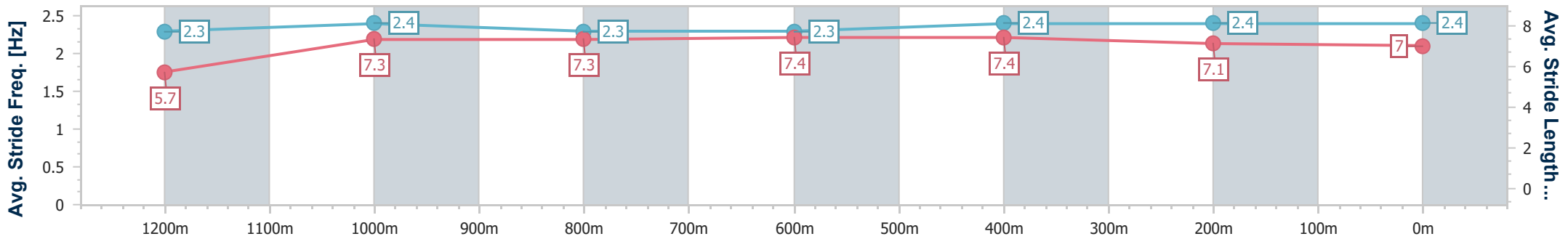
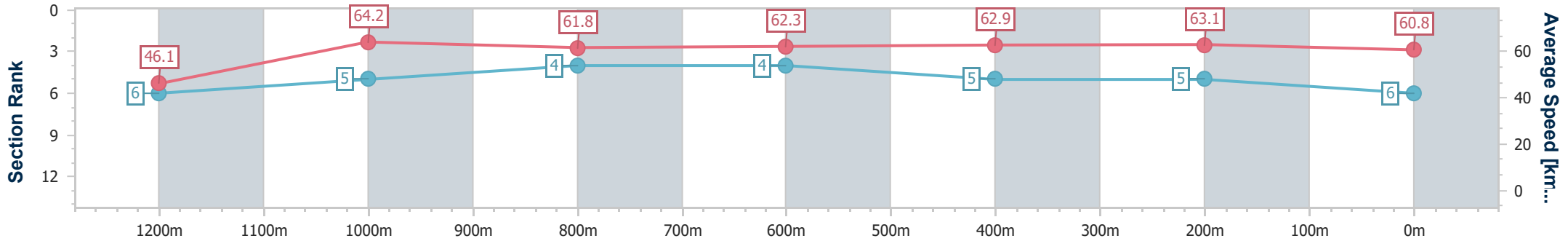
Ipswich QLD Professional
Race 3: RIVER 94.9FM Colts, Geldings and Entires Maiden Plate - 1350m



28 November 2024 - 14:48

Track Rating: Good 4, Weather: Overcast, Rail Position: +2.5m Entire

Section	Overall	1200m	1000m	800m	600m	400m	200m
Section Times	1:21.13 [6] (0:11.72)	1:09.41 [6] (0:11.25)	0:58.16 [5] (0:11.70)	0:46.46 [4] (0:11.59)	0:34.87 [4] (0:11.55)	0:23.32 [5] (0:11.47)	0:11.85 [5] (0:11.85)
Average Speed [km/h]	46.1	64.2	61.8	62.3	62.9	63.1	60.8
Top Speed [km/h]	63.9	65.5	62.5	63.1	63.9	64.0	62.6
Avg. Dist. to Rail [m]	3.8	2.1	1.8	0.8	0.9	2.5	2.5
Avg. Stride Freq. [Hz]	2.3	2.4	2.3	2.3	2.4	2.4	2.4
Avg. Stride Length [m]	5.7	7.3	7.3	7.4	7.4	7.1	7.0



- [] Ranking at each section and finish
- .-.- No data available at this section
- NA No data available



Horse/Jockey Name	Pimpernel
Final Rank	7
Fastest Section Time (Section)	0:11.09 (1200m)
Top Speed [km/h] (Section)	66.7 (1200m)
Race State	Finished



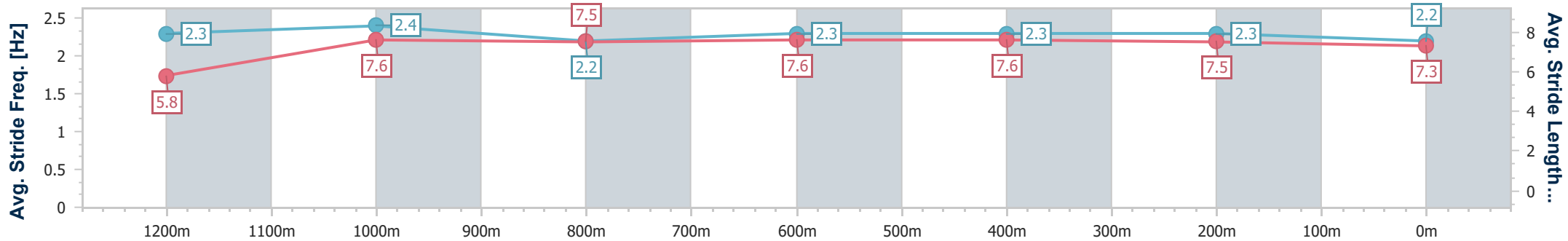
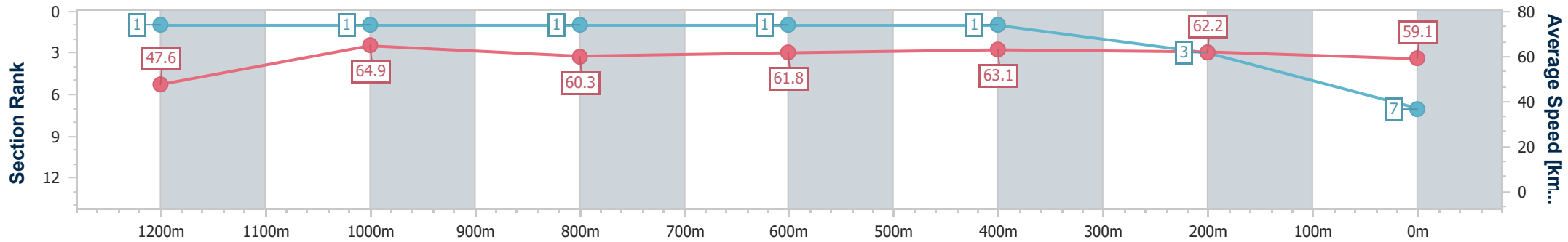
Ipswich QLD Professional
Race 3: RIVER 94.9FM Colts, Geldings and Entires Maiden Plate - 1350m



28 November 2024 - 14:48

Track Rating: Good 4, Weather: Overcast, Rail Position: +2.5m Entire

Section	Overall	1200m	1000m	800m	600m	400m	200m						
Section Times	1:21.14 [7] (0:11.29)	1:09.85 [1] (0:11.09)	0:58.76 [1] (0:11.96)	0:46.80 [1] (0:11.61)	0:35.19 [1] (0:11.43)	0:23.76 [1] (0:11.59)	0:12.17 [3] (0:12.17)						
Average Speed [km/h]	47.6	64.9	60.3	61.8	63.1	62.2	59.1						
Top Speed [km/h]	65.3	66.7	61.7	62.4	63.9	63.7	61.7						
Avg. Dist. to Rail [m]	0.5	0.4	0.4	0.3	0.3	0.6	1.8						
Avg. Stride Freq. [Hz]	2.3	2.4	2.2	2.3	2.3	2.3	2.2						
Avg. Stride Length [m]	5.8	7.6	7.5	7.6	7.6	7.5	7.3						



- [] Ranking at each section and finish
- .-.- No data available at this section
- NA No data available



Horse/Jockey Name	The Hindustan
Final Rank	8
Fastest Section Time (Section)	0:11.26 (1200m)
Top Speed [km/h] (Section)	64.6 (1200m)
Race State	Finished



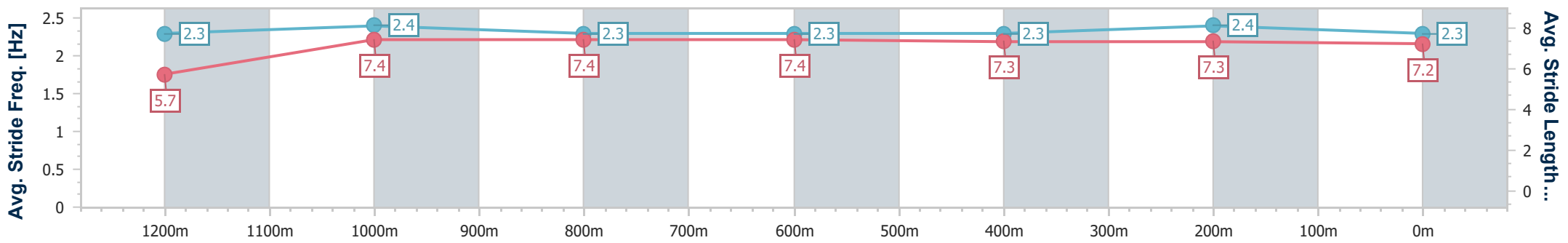
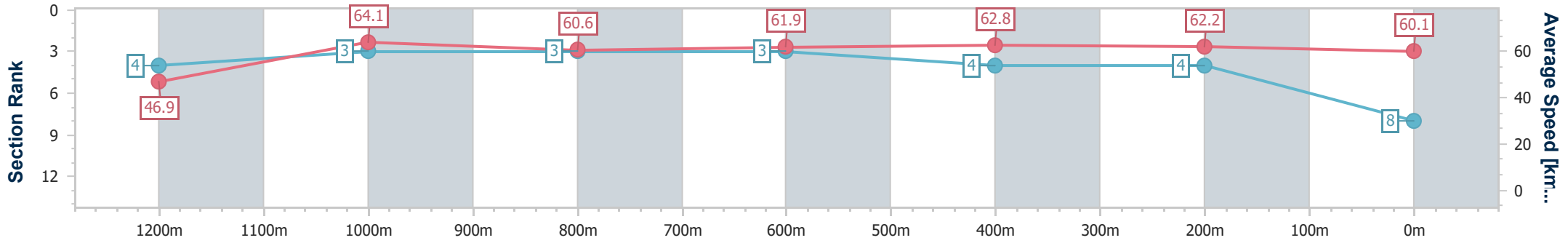
Ipswich QLD Professional
Race 3: RIVER 94.9FM Colts, Geldings and Entires Maiden Plate - 1350m



28 November 2024 - 14:48

Track Rating: Good 4, Weather: Overcast, Rail Position: +2.5m Entire

Section	Overall	1200m	1000m	800m	600m	400m	200m						
Section Times	1:21.21 [8] (0:11.53)	1:09.68 [4] (0:11.26)	0:58.42 [3] (0:11.86)	0:46.56 [3] (0:11.60)	0:34.96 [3] (0:11.44)	0:23.52 [4] (0:11.53)	0:11.99 [4] (0:11.99)						
Average Speed [km/h]	46.9	64.1	60.6	61.9	62.8	62.2	60.1						
Top Speed [km/h]	64.5	64.6	62.7	62.8	63.2	63.2	61.6						
Avg. Dist. to Rail [m]	2.2	0.9	0.3	0.3	0.5	0.8	0.6						
Avg. Stride Freq. [Hz]	2.3	2.4	2.3	2.3	2.3	2.4	2.3						
Avg. Stride Length [m]	5.7	7.4	7.4	7.4	7.3	7.3	7.2						



- [] Ranking at each section and finish
- .-.- No data available at this section
- NA No data available



Horse/Jockey Name	Ripington
Final Rank	9
Fastest Section Time (Section)	0:11.32 (1200m)
Top Speed [km/h] (Section)	64.9 (1200m)
Race State	Finished



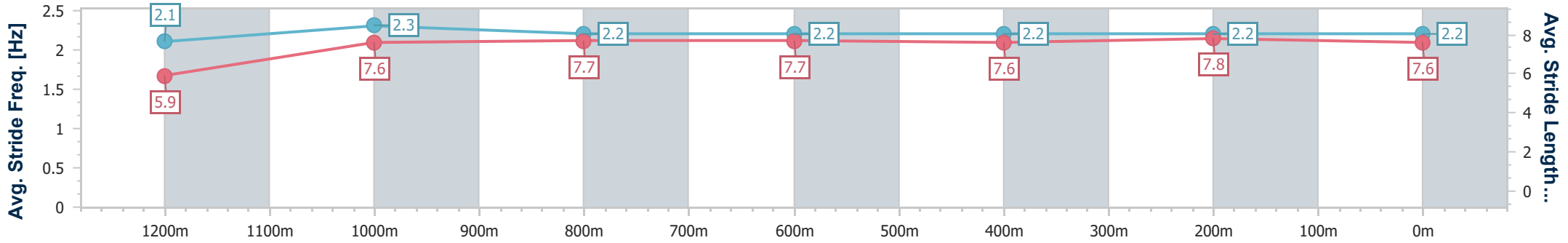
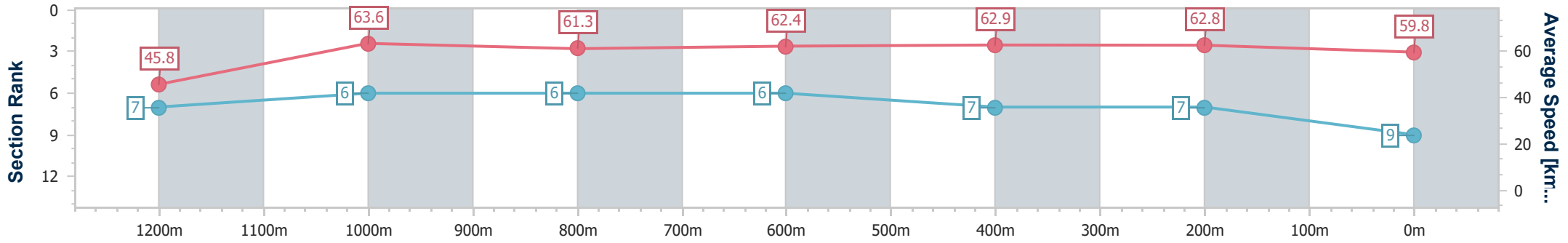
Ipswich QLD Professional
 Race 3: RIVER 94.9FM Colts, Geldings and Entires Maiden
 Plate - 1350m



28 November 2024 - 14:48

Track Rating: Good 4, Weather: Overcast, Rail Position: +2.5m
 Entire

Section	Overall	1200m	1000m	800m	600m	400m	200m
Section Times	1:21.52 [9] (0:11.84)	1:09.68 [7] (0:11.32)	0:58.36 [6] (0:11.75)	0:46.61 [6] (0:11.61)	0:35.00 [6] (0:11.46)	0:23.54 [7] (0:11.49)	0:12.05 [7] (0:12.05)
Average Speed [km/h]	45.8	63.6	61.3	62.4	62.9	62.8	59.8
Top Speed [km/h]	64.2	64.9	64.6	63.8	63.4	63.9	61.5
Avg. Dist. to Rail [m]	4.2	2.2	1.4	0.7	0.6	1.0	1.2
Avg. Stride Freq. [Hz]	2.1	2.3	2.2	2.2	2.2	2.2	2.2
Avg. Stride Length [m]	5.9	7.6	7.7	7.7	7.6	7.8	7.6



- [] Ranking at each section and finish
- .-.- No data available at this section
- NA No data available



Horse/Jockey Name	Marlee's Zander
Final Rank	10
Fastest Section Time (Section)	0:11.22 (1200m)
Top Speed [km/h] (Section)	65.3 (1200m)
Race State	Finished



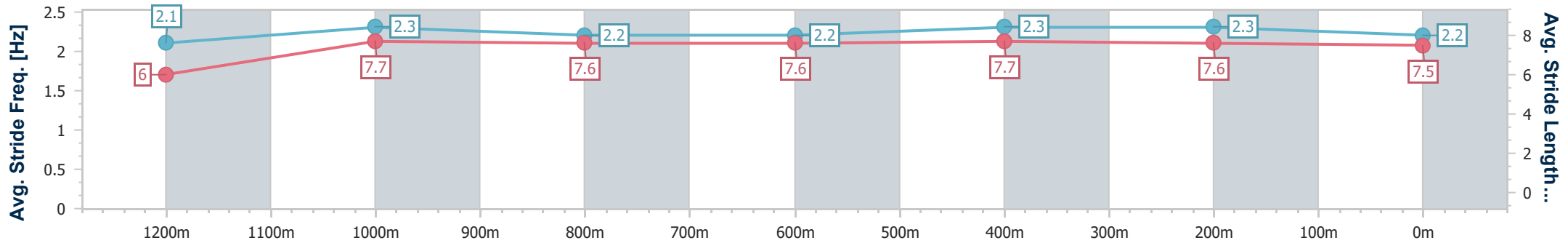
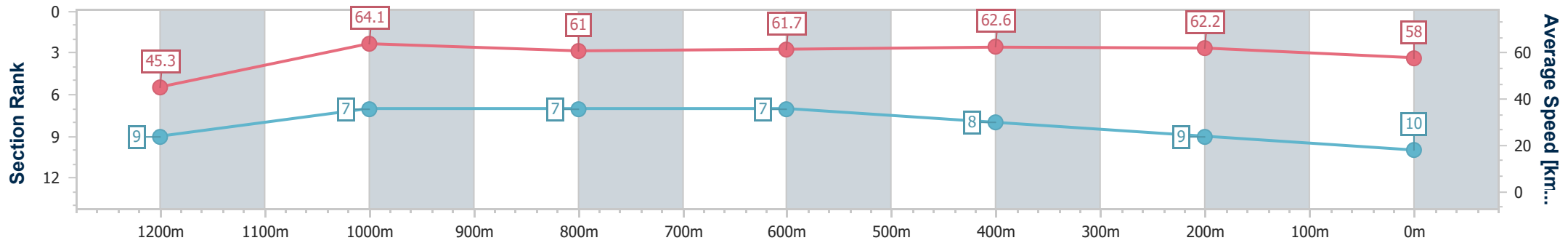
Ipswich QLD Professional
Race 3: RIVER 94.9FM Colts, Geldings and Entires Maiden Plate - 1350m



28 November 2024 - 14:48

Track Rating: Good 4, Weather: Overcast, Rail Position: +2.5m Entire

Section	Overall	1200m	1000m	800m	600m	400m	200m						
Section Times	1:21.97 [10] (0:11.94)	1:10.03 [9] (0:11.22)	0:58.81 [7] (0:11.83)	0:46.98 [7] (0:11.58)	0:35.40 [7] (0:11.47)	0:23.93 [8] (0:11.57)	0:12.36 [9] (0:12.36)						
Average Speed [km/h]	45.3	64.1	61.0	61.7	62.6	62.2	58.0						
Top Speed [km/h]	65.3	65.3	62.8	63.0	63.2	63.3	61.2						
Avg. Dist. to Rail [m]	1.3	0.6	0.5	1.3	1.1	0.6	1.0						
Avg. Stride Freq. [Hz]	2.1	2.3	2.2	2.2	2.3	2.3	2.2						
Avg. Stride Length [m]	6.0	7.7	7.6	7.6	7.7	7.6	7.5						



- [] Ranking at each section and finish
- .-.- No data available at this section
- NA No data available



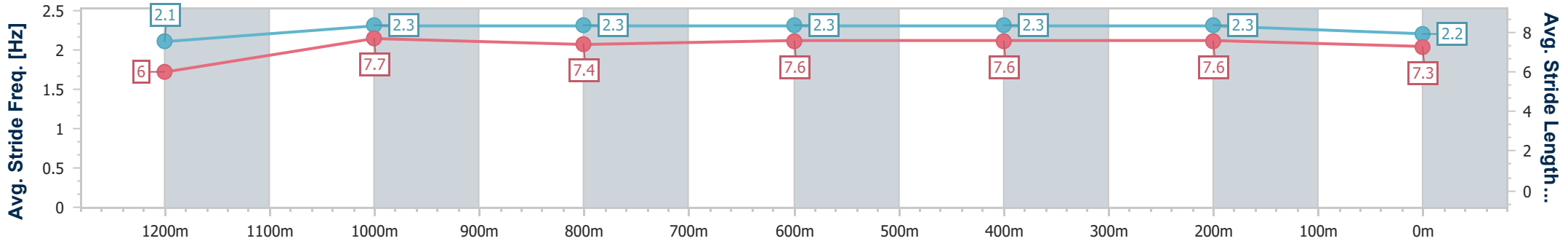
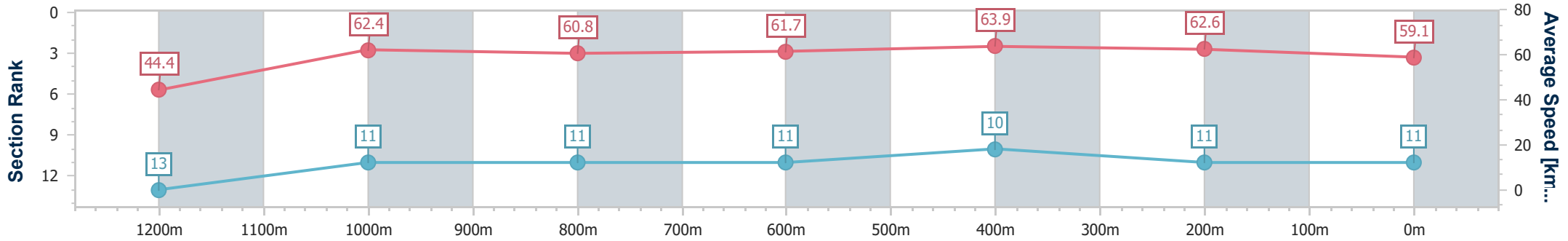
Horse/Jockey Name	Elroy
Final Rank	11
Fastest Section Time (Section)	0:11.27 (600m)
Top Speed [km/h] (Section)	66.2 (600m)
Race State	Finished



Ipswich QLD Professional
 Race 3: RIVER 94.9FM Colts, Geldings and Entires Maiden Plate - 1350m
 28 November 2024 - 14:48
 Track Rating: Good 4, Weather: Overcast, Rail Position: +2.5m Entire



Section	Overall	1200m	1000m	800m	600m	400m	200m
Section Times	1:22.05 [11] (0:12.18)	1:09.87 [13] (0:11.53)	0:58.34 [11] (0:11.85)	0:46.49 [11] (0:11.59)	0:34.90 [11] (0:11.27)	0:23.63 [10] (0:11.45)	0:12.18 [11] (0:12.18)
Average Speed [km/h]	44.4	62.4	60.8	61.7	63.9	62.6	59.1
Top Speed [km/h]	62.9	63.1	61.9	65.9	66.2	63.5	62.1
Avg. Dist. to Rail [m]	0.7	0.8	0.6	1.0	0.4	0.5	2.7
Avg. Stride Freq. [Hz]	2.1	2.3	2.3	2.3	2.3	2.3	2.2
Avg. Stride Length [m]	6.0	7.7	7.4	7.6	7.6	7.6	7.3



- [] Ranking at each section and finish
- .-.- No data available at this section
- NA No data available



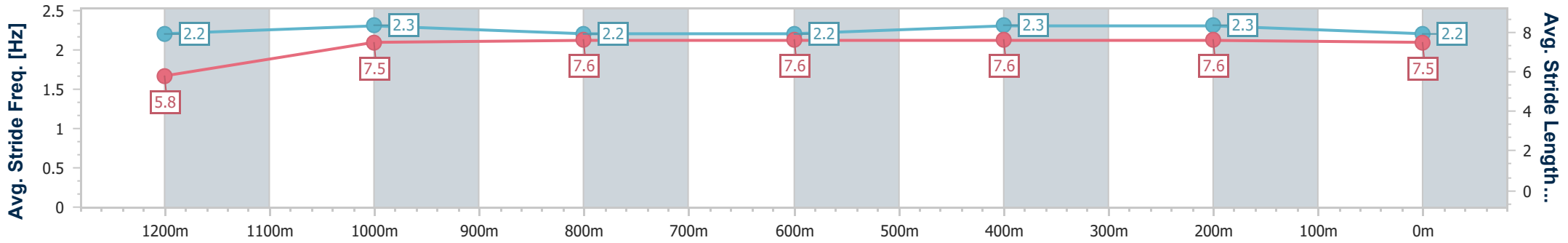
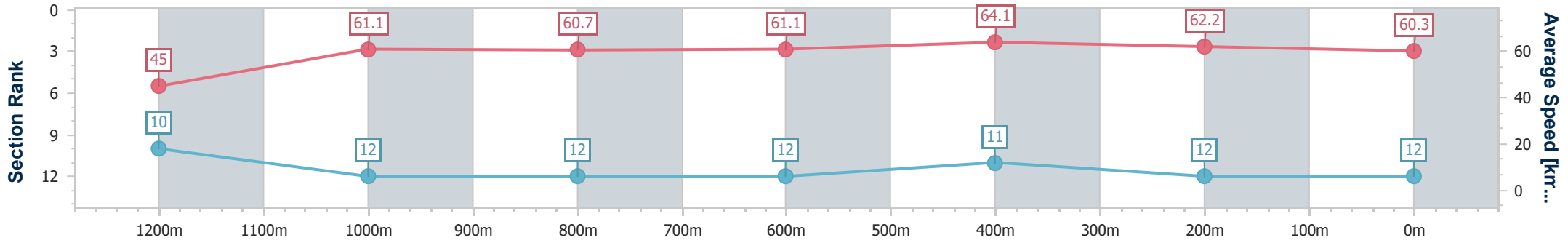
Horse/Jockey Name	Take Me Out
Final Rank	12
Fastest Section Time (Section)	0:11.20 (600m)
Top Speed [km/h] (Section)	65.0 (600m)
Race State	Finished



Ipswich QLD Professional
 Race 3: RIVER 94.9FM Colts, Geldings and Entires Maiden Plate - 1350m
 28 November 2024 - 14:48
 Track Rating: Good 4, Weather: Overcast, Rail Position: +2.5m Entire



Section	Overall	1200m	1000m	800m	600m	400m	200m
Section Times	1:22.25 [12] (0:11.98)	1:10.27 [10] (0:11.83)	0:58.44 [12] (0:11.87)	0:46.57 [12] (0:11.79)	0:34.78 [12] (0:11.20)	0:23.58 [11] (0:11.64)	0:11.94 [12] (0:11.94)
Average Speed [km/h]	45.0	61.1	60.7	61.1	64.1	62.2	60.3
Top Speed [km/h]	59.3	62.1	62.5	63.7	65.0	62.8	61.3
Avg. Dist. to Rail [m]	8.3	3.2	1.2	0.4	0.3	1.3	2.6
Avg. Stride Freq. [Hz]	2.2	2.3	2.2	2.2	2.3	2.3	2.2
Avg. Stride Length [m]	5.8	7.5	7.6	7.6	7.6	7.6	7.5



- [] Ranking at each section and finish
- .-.- No data available at this section
- NA No data available



Horse/Jockey Name	Celtic Pride
Final Rank	13
Fastest Section Time (Section)	0:11.46 (600m)
Top Speed [km/h] (Section)	62.9 (800m)
Race State	Finished



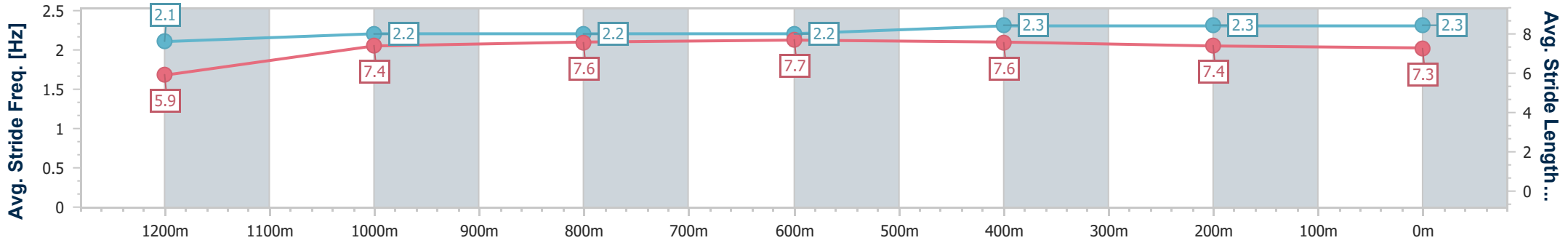
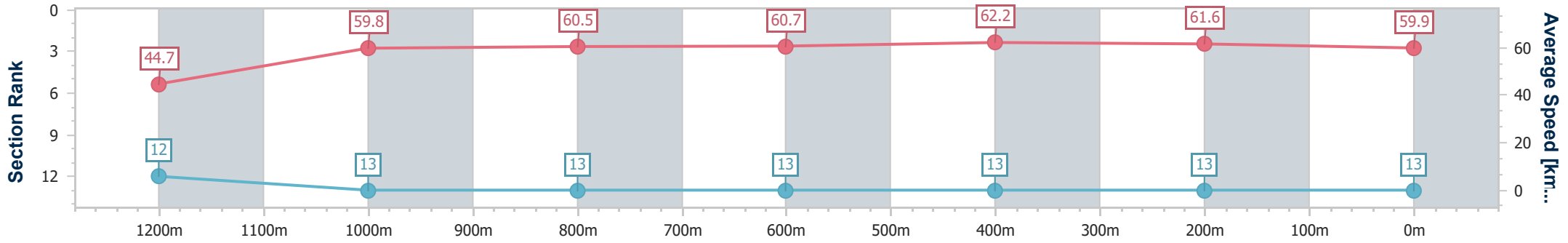
Ipswich QLD Professional
 Race 3: RIVER 94.9FM Colts, Geldings and Entires Maiden
 Plate - 1350m



28 November 2024 - 14:48

Track Rating: Good 4, Weather: Overcast, Rail Position: +2.5m
 Entire

Section	Overall	1200m	1000m	800m	600m	400m	200m
Section Times	1:22.99 [13] (0:12.12)	1:10.87 [12] (0:12.05)	0:58.82 [13] (0:11.93)	0:46.89 [13] (0:11.78)	0:35.11 [13] (0:11.46)	0:23.65 [13] (0:11.61)	0:12.04 [13] (0:12.04)
Average Speed [km/h]	44.7	59.8	60.5	60.7	62.2	61.6	59.9
Top Speed [km/h]	60.0	61.5	61.3	62.9	62.6	62.5	61.0
Avg. Dist. to Rail [m]	9.8	4.7	0.3	1.3	2.0	1.4	0.7
Avg. Stride Freq. [Hz]	2.1	2.2	2.2	2.2	2.3	2.3	2.3
Avg. Stride Length [m]	5.9	7.4	7.6	7.7	7.6	7.4	7.3



- [] Ranking at each section and finish
- .-.- No data available at this section
- NA No data available