



Townsville QLD Professional

Race 5: HYGAIN Class 3 Plate - 1000m

28 November 2024 - 15:14



Track Rating: Good 4, Weather: Fine, Rail Position: +6m 1000m-W/Post; +2m Remainder

Section								Overall		800m	600m	400m	200m	Last 600m	
Field Times								0:56.60	0:43.76	0:33.60	0:22.94	0:11.84	0:33.60		
								(0:12.84)	(0:10.16)	(0:10.66)	(0:11.10)	(0:11.84)			
Rank	TAB	Horse/Jockey	Barrier	Top Speed [km/h]	Fastest Section							Margin	Distance Travelled [m]		
1	5	NORTHERNONTAP Nathan Day	7	70.9 800m	0:10.49 800m	0:56.60 [1] (0:13.27)	0:43.33 [5] (0:10.49)	0:32.84 [5] (0:10.65)	0:22.19 [5] (0:10.76)	0:11.43 [3] (0:11.43)	0:56.60	0:32.84			
2	2	YAMABUSHI Tyler Leslight	8	72.0 Overall	0:10.21 800m	0:56.74 [2] (0:13.05)	0:43.69 [2] (0:10.21)	0:33.48 [2] (0:10.61)	0:22.87 [2] (0:11.03)	0:11.84 [2] (0:11.84)	0.83L	0:33.48	-2		
3	6	THE WALLET Ryan Wiggins	9	72.0 800m	0:10.16 800m	0:56.89 [3] (0:12.84)	0:44.05 [1] (0:10.16)	0:33.89 [1] (0:10.66)	0:23.23 [1] (0:11.10)	0:12.13 [1] (0:12.13)	1.75L	0:33.89	-9		
4	3	HEAD HONCHO Micheal McDonald	3	70.8 800m	0:10.39 800m	0:56.90 [4] (0:13.37)	0:43.53 [7] (0:10.39)	0:33.14 [5] (0:10.83)	0:22.31 [6] (0:10.76)	0:11.55 [4] (0:11.55)	1.79L	0:33.14	+4		
5	1	DEVIL'S INN Jackson Murphy	5	72.1 800m	0:10.25 800m	0:57.25 [5] (0:13.66)	0:43.59 [8] (0:10.25)	0:33.34 [8] (0:10.70)	0:22.64 [7] (0:10.99)	0:11.65 [7] (0:11.65)	3.86L	0:33.34	+2		
6	4	NO LOVE LOST Adam Sewell	6	70.7 800m	0:10.43 800m	0:57.38 [6] (0:13.15)	0:44.23 [3] (0:10.43)	0:33.80 [4] (0:10.73)	0:23.07 [3] (0:11.09)	0:11.98 [5] (0:11.98)	4.62L	0:33.80	-2		
7	8	LAST LAUGH Olivia Kendal	4	70.7 800m	0:10.32 800m	0:57.57 [7] (0:13.18)	0:44.39 [4] (0:10.32)	0:34.07 [3] (0:10.83)	0:23.24 [4] (0:11.14)	0:12.10 [6] (0:12.10)	5.75L	0:34.07	-3		
8	10	SO ODELIA Chris Whiteley	2	69.8 800m	0:10.47 800m	0:57.63 [8] (0:13.35)	0:44.28 [6] (0:10.47)	0:33.81 [7] (0:10.92)	0:22.89 [8] (0:10.94)	0:11.95 [8] (0:11.95)	6.06L	0:33.81	+0		
9	7	BOOMALINA Isabella Teh	1	66.6 Overall	0:10.93 800m	0:59.56 [9] (0:13.72)	0:45.84 [9] (0:10.93)	0:34.91 [9] (0:11.18)	0:23.73 [9] (0:11.46)	0:12.27 [9] (0:12.27)	17.46L	0:34.91	-1		

Scratched: Mount Warning (#9)

[] Ranking at each section and finish
 -:-:- No data available at this section
 NA No data available

SCN Saddle cloth number
 DNF Did not finish
 DNT Did not track



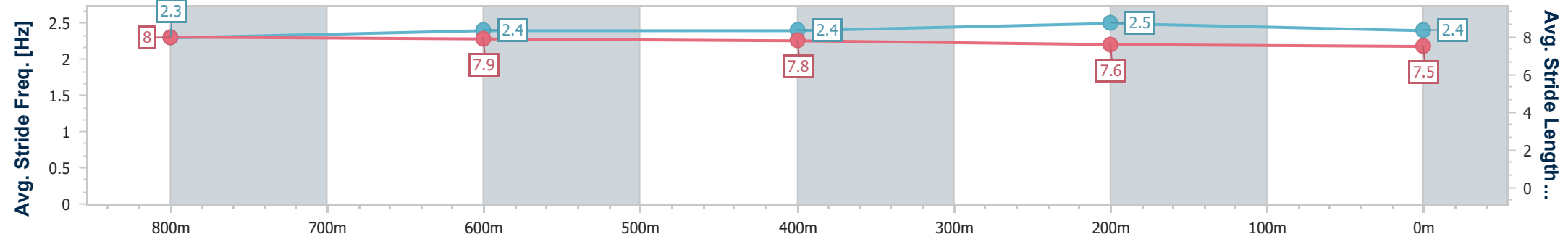
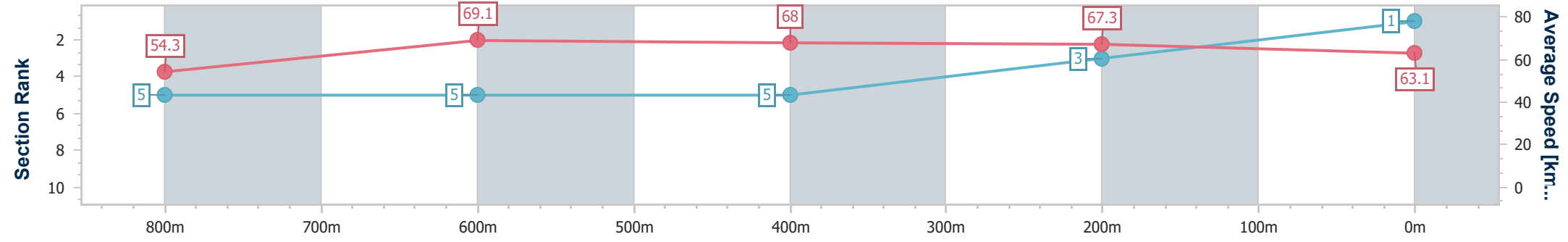
Horse/Jockey Name	Northernontap
Final Rank	1
Fastest Section Time (Section)	0:10.49 (800m)
Top Speed [km/h] (Section)	70.9 (800m)
Race State	Finished



Townsville QLD Professional
Race 5: HYGAIN Class 3 Plate - 1000m
 28 November 2024 - 15:14
 Track Rating: Good 4, Weather: Fine, Rail Position: +6m 1000m-
 W/Post; +2m Remainder



Section	Overall	800m	600m	400m	200m
Section Times	0:56.60 [1] (0:13.27)	0:43.33 [5] (0:10.49)	0:32.84 [5] (0:10.65)	0:22.19 [5] (0:10.76)	0:11.43 [3] (0:11.43)
Average Speed [km/h]	54.3	69.1	68.0	67.3	63.1
Top Speed [km/h]	69.2	70.9	68.8	68.2	66.7
Avg. Dist. to Rail [m]	5.7	2.0	1.4	3.9	5.4
Avg. Stride Freq. [Hz]	2.3	2.4	2.4	2.5	2.4
Avg. Stride Length [m]	8.0	7.9	7.8	7.6	7.5



- [] Ranking at each section and finish
- .-.- No data available at this section
- NA No data available



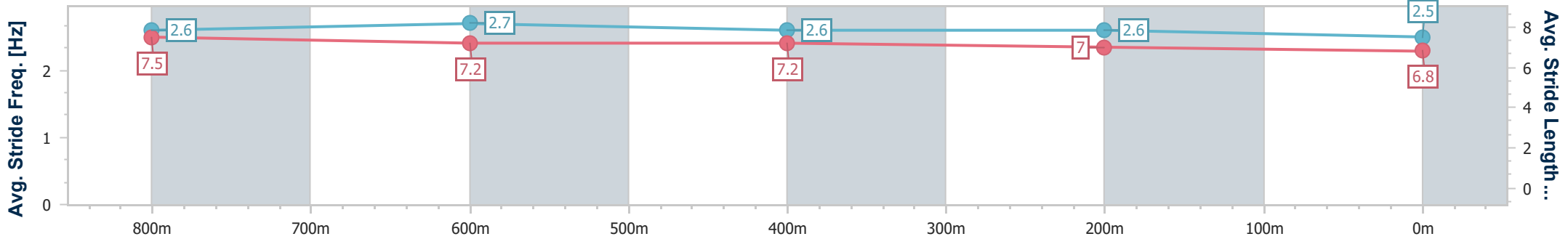
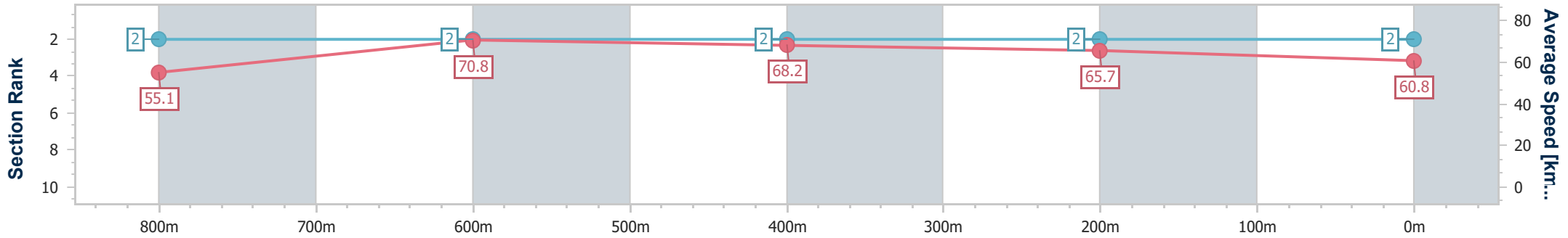
Horse/Jockey Name	Yamabushi
Final Rank	2
Fastest Section Time (Section)	0:10.21 (800m)
Top Speed [km/h] (Section)	72.0 (Overall)
Race State	Finished



Townsville QLD Professional
 Race 5: HYGAIN Class 3 Plate - 1000m
 28 November 2024 - 15:14
 Track Rating: Good 4, Weather: Fine, Rail Position: +6m 1000m-
 W/Post; +2m Remainder



Section	Overall	800m	600m	400m	200m
Section Times	0:56.74 [2] (0:13.05)	0:43.69 [2] (0:10.21)	0:33.48 [2] (0:10.61)	0:22.87 [2] (0:11.03)	0:11.84 [2] (0:11.84)
Average Speed [km/h]	55.1	70.8	68.2	65.7	60.8
Top Speed [km/h]	72.0	72.0	70.1	67.1	64.0
Avg. Dist. to Rail [m]	6.4	1.4	1.4	3.5	4.7
Avg. Stride Freq. [Hz]	2.6	2.7	2.6	2.6	2.5
Avg. Stride Length [m]	7.5	7.2	7.2	7.0	6.8



- [] Ranking at each section and finish
- .-.- No data available at this section
- NA No data available



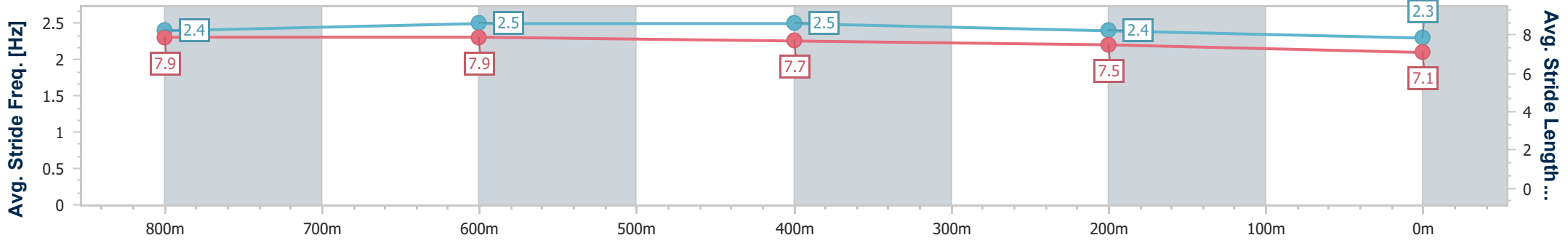
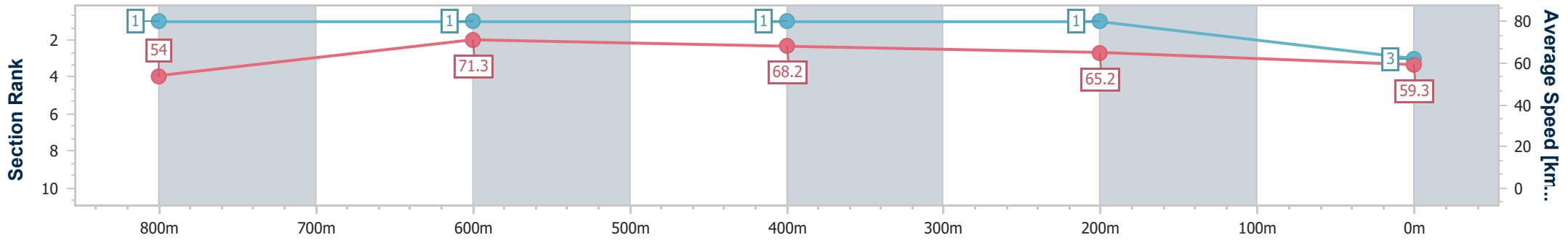
Horse/Jockey Name	The Wallet
Final Rank	3
Fastest Section Time (Section)	0:10.16 (800m)
Top Speed [km/h] (Section)	72.0 (800m)
Race State	Finished



Townsville QLD Professional
 Race 5: HYGAIN Class 3 Plate - 1000m
 28 November 2024 - 15:14
 Track Rating: Good 4, Weather: Fine, Rail Position: +6m 1000m-
 W/Post; +2m Remainder



Section	Overall	800m	600m	400m	200m
Section Times	0:56.89 [3] (0:12.84)	0:44.05 [1] (0:10.16)	0:33.89 [1] (0:10.66)	0:23.23 [1] (0:11.10)	0:12.13 [1] (0:12.13)
Average Speed [km/h]	54.0	71.3	68.2	65.2	59.3
Top Speed [km/h]	71.7	72.0	70.6	67.3	63.3
Avg. Dist. to Rail [m]	7.2	1.2	1.9	2.7	3.2
Avg. Stride Freq. [Hz]	2.4	2.5	2.5	2.4	2.3
Avg. Stride Length [m]	7.9	7.9	7.7	7.5	7.1



- [] Ranking at each section and finish
- .-.- No data available at this section
- NA No data available



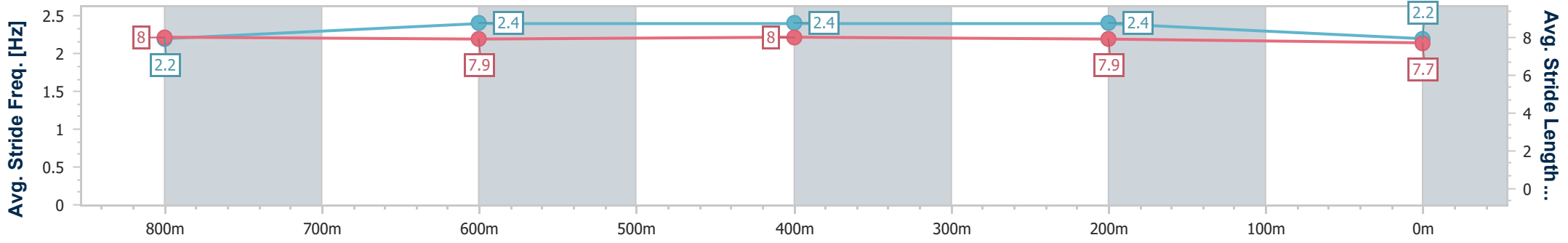
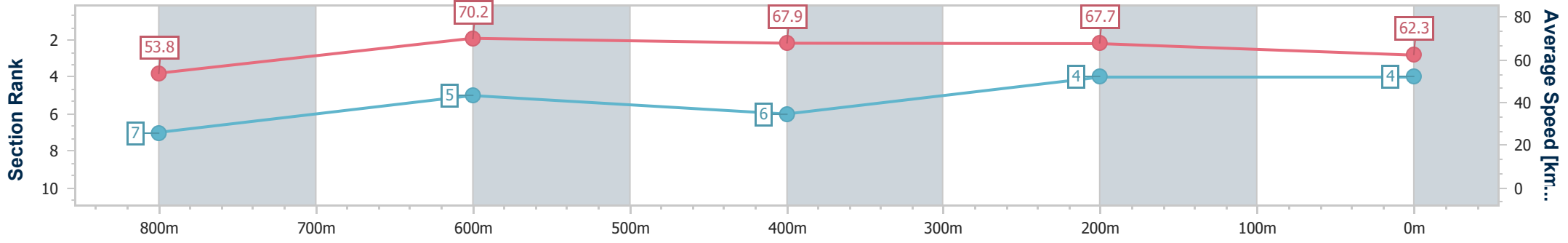
Horse/Jockey Name	Head Honcho
Final Rank	4
Fastest Section Time (Section)	0:10.39 (800m)
Top Speed [km/h] (Section)	70.8 (800m)
Race State	Finished



Townsville QLD Professional
 Race 5: HYGAIN Class 3 Plate - 1000m
 28 November 2024 - 15:14
 Track Rating: Good 4, Weather: Fine, Rail Position: +6m 1000m-
 W/Post; +2m Remainder



Section	Overall	800m	600m	400m	200m
Section Times	0:56.90 [4] (0:13.37)	0:43.53 [7] (0:10.39)	0:33.14 [5] (0:10.83)	0:22.31 [6] (0:10.76)	0:11.55 [4] (0:11.55)
Average Speed [km/h]	53.8	70.2	67.9	67.7	62.3
Top Speed [km/h]	69.6	70.8	69.4	69.0	66.2
Avg. Dist. to Rail [m]	3.5	3.3	4.1	7.3	9.6
Avg. Stride Freq. [Hz]	2.2	2.4	2.4	2.4	2.2
Avg. Stride Length [m]	8.0	7.9	8.0	7.9	7.7



- [] Ranking at each section and finish
- .-.- No data available at this section
- NA No data available



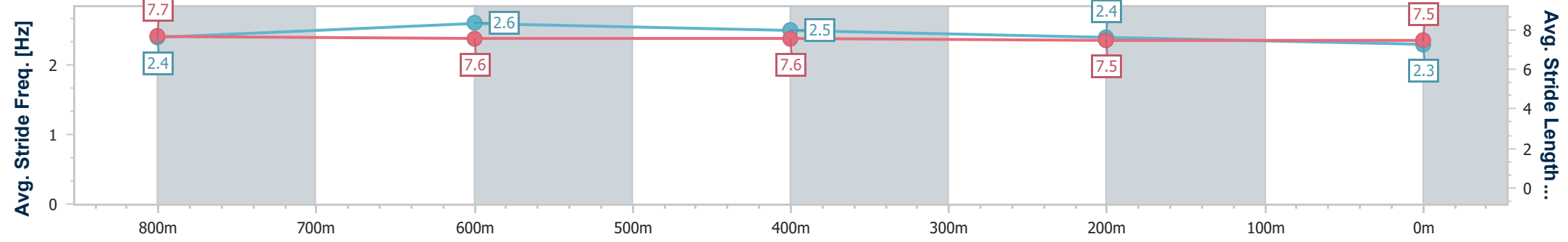
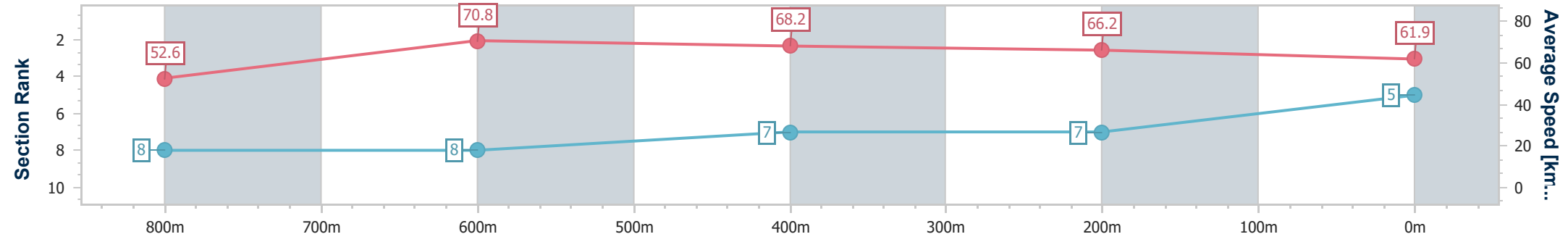
Horse/Jockey Name	Devil's Inn
Final Rank	5
Fastest Section Time (Section)	0:10.25 (800m)
Top Speed [km/h] (Section)	72.1 (800m)
Race State	Finished



Townsville QLD Professional
 Race 5: HYGAIN Class 3 Plate - 1000m
 28 November 2024 - 15:14
 Track Rating: Good 4, Weather: Fine, Rail Position: +6m 1000m-
 W/Post; +2m Remainder



Section	Overall	800m	600m	400m	200m
Section Times	0:57.25 [5] (0:13.66)	0:43.59 [8] (0:10.25)	0:33.34 [8] (0:10.70)	0:22.64 [7] (0:10.99)	0:11.65 [7] (0:11.65)
Average Speed [km/h]	52.6	70.8	68.2	66.2	61.9
Top Speed [km/h]	67.9	72.1	71.9	68.3	65.8
Avg. Dist. to Rail [m]	3.8	2.1	2.9	6.6	8.0
Avg. Stride Freq. [Hz]	2.4	2.6	2.5	2.4	2.3
Avg. Stride Length [m]	7.7	7.6	7.6	7.5	7.5



- [] Ranking at each section and finish
- .-.- No data available at this section
- NA No data available



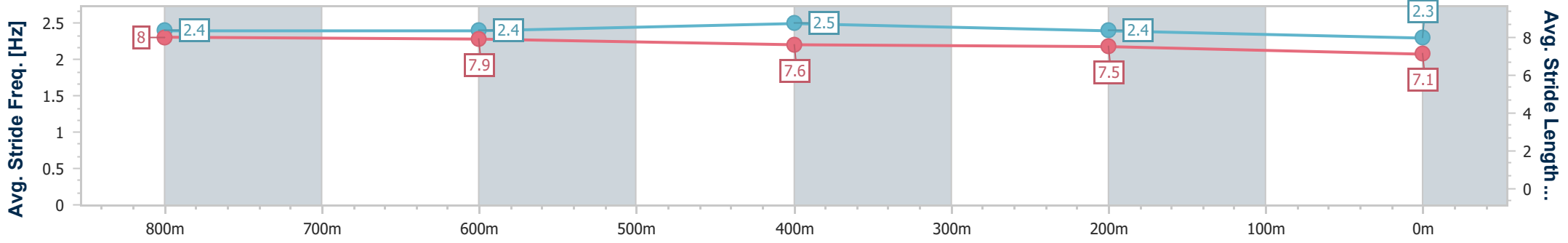
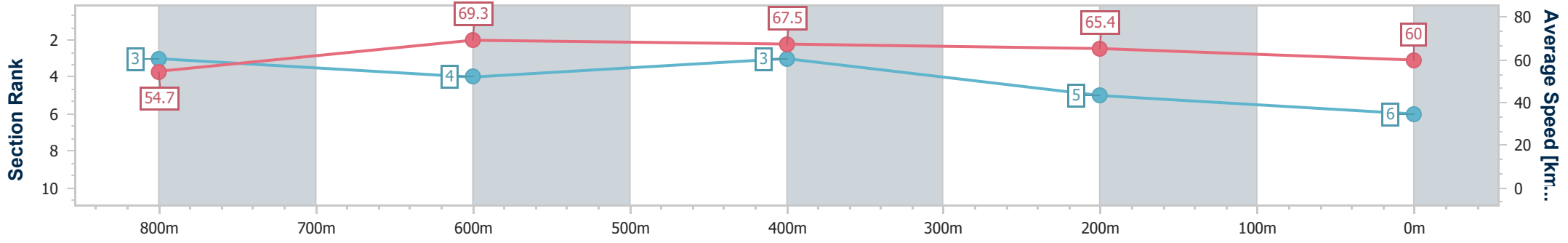
Horse/Jockey Name	No Love Lost
Final Rank	6
Fastest Section Time (Section)	0:10.43 (800m)
Top Speed [km/h] (Section)	70.7 (800m)
Race State	Finished



Townsville QLD Professional
 Race 5: HYGAIN Class 3 Plate - 1000m
 28 November 2024 - 15:14
 Track Rating: Good 4, Weather: Fine, Rail Position: +6m 1000m-
 W/Post; +2m Remainder



Section	Overall	800m	600m	400m	200m
Section Times	0:57.38 [6] (0:13.15)	0:44.23 [3] (0:10.43)	0:33.80 [4] (0:10.73)	0:23.07 [3] (0:11.09)	0:11.98 [5] (0:11.98)
Average Speed [km/h]	54.7	69.3	67.5	65.4	60.0
Top Speed [km/h]	69.8	70.7	69.1	66.9	63.2
Avg. Dist. to Rail [m]	4.4	1.0	1.5	3.9	5.7
Avg. Stride Freq. [Hz]	2.4	2.4	2.5	2.4	2.3
Avg. Stride Length [m]	8.0	7.9	7.6	7.5	7.1



- [] Ranking at each section and finish
- .-.- No data available at this section
- NA No data available



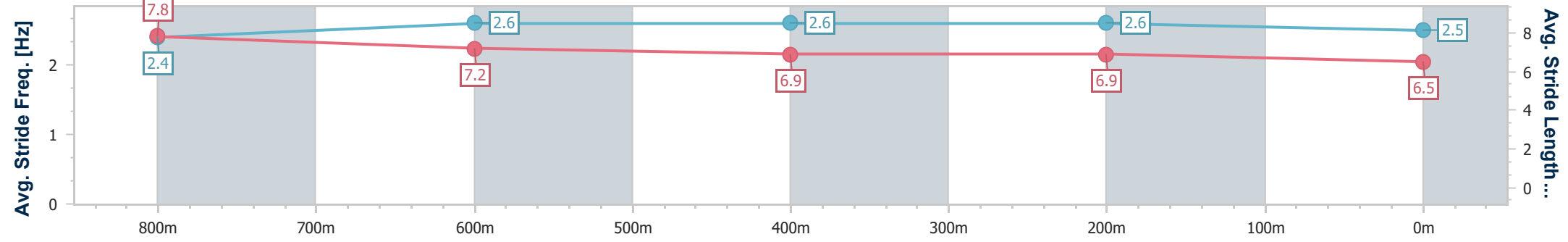
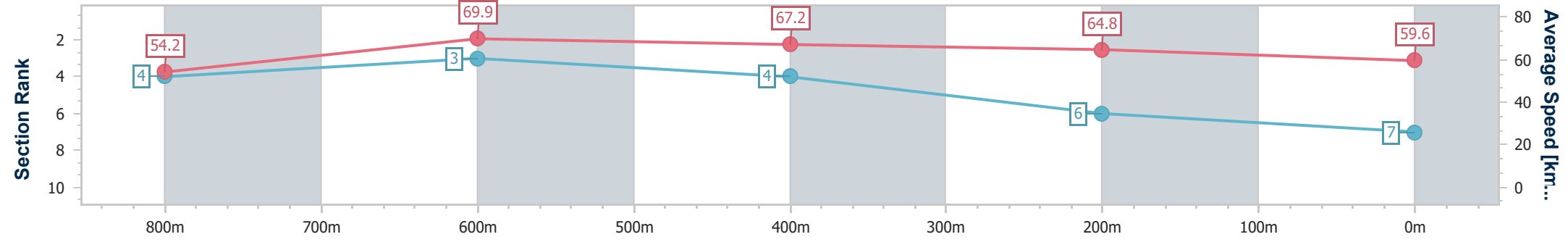
Horse/Jockey Name	Last Laugh
Final Rank	7
Fastest Section Time (Section)	0:10.32 (800m)
Top Speed [km/h] (Section)	70.7 (800m)
Race State	Finished



Townsville QLD Professional
 Race 5: HYGAIN Class 3 Plate - 1000m
 28 November 2024 - 15:14
 Track Rating: Good 4, Weather: Fine, Rail Position: +6m 1000m-
 W/Post; +2m Remainder



Section	Overall	800m	600m	400m	200m
Section Times	0:57.57 [7] (0:13.18)	0:44.39 [4] (0:10.32)	0:34.07 [3] (0:10.83)	0:23.24 [4] (0:11.14)	0:12.10 [6] (0:12.10)
Average Speed [km/h]	54.2	69.9	67.2	64.8	59.6
Top Speed [km/h]	69.8	70.7	68.9	65.6	64.3
Avg. Dist. to Rail [m]	3.5	0.7	2.1	1.7	1.4
Avg. Stride Freq. [Hz]	2.4	2.6	2.6	2.6	2.5
Avg. Stride Length [m]	7.8	7.2	6.9	6.9	6.5



- [] Ranking at each section and finish
- .-.- No data available at this section
- NA No data available



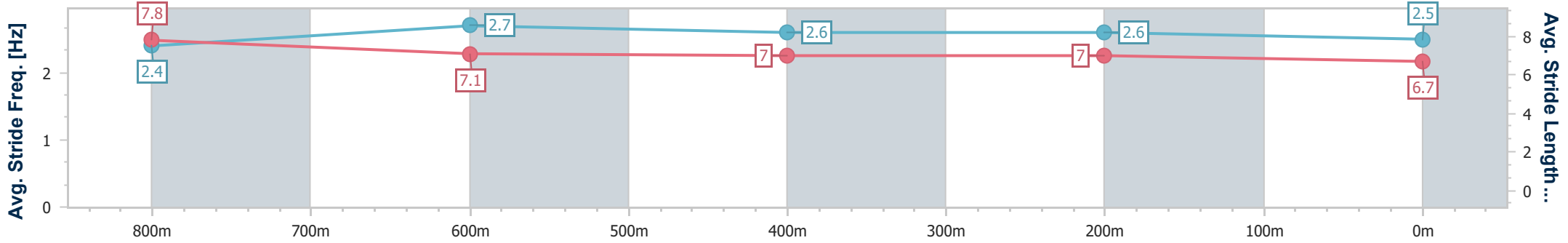
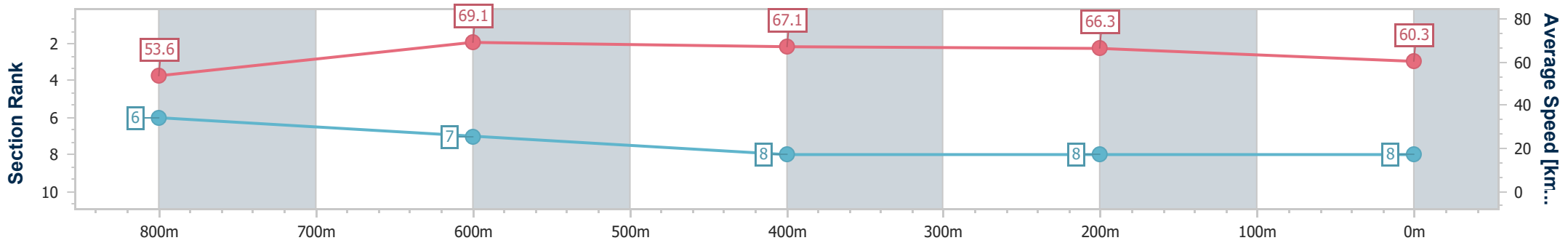
Horse/Jockey Name	So Odelia
Final Rank	8
Fastest Section Time (Section)	0:10.47 (800m)
Top Speed [km/h] (Section)	69.8 (800m)
Race State	Finished



Townsville QLD Professional
 Race 5: HYGAIN Class 3 Plate - 1000m
 28 November 2024 - 15:14
 Track Rating: Good 4, Weather: Fine, Rail Position: +6m 1000m-
 W/Post; +2m Remainder



Section	Overall	800m	600m	400m	200m
Section Times	0:57.63 [8] (0:13.35)	0:44.28 [6] (0:10.47)	0:33.81 [7] (0:10.92)	0:22.89 [8] (0:10.94)	0:11.95 [8] (0:11.95)
Average Speed [km/h]	53.6	69.1	67.1	66.3	60.3
Top Speed [km/h]	69.3	69.8	68.1	67.3	65.5
Avg. Dist. to Rail [m]	1.0	1.1	3.9	4.8	7.5
Avg. Stride Freq. [Hz]	2.4	2.7	2.6	2.6	2.5
Avg. Stride Length [m]	7.8	7.1	7.0	7.0	6.7



- [] Ranking at each section and finish
- .-.- No data available at this section
- NA No data available



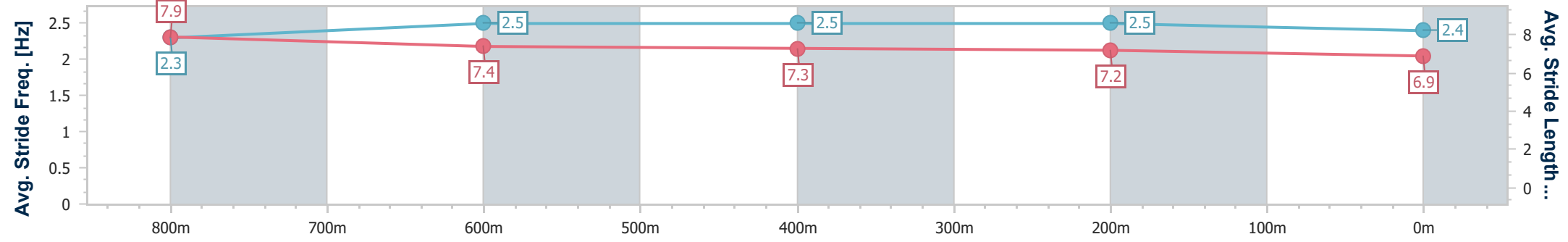
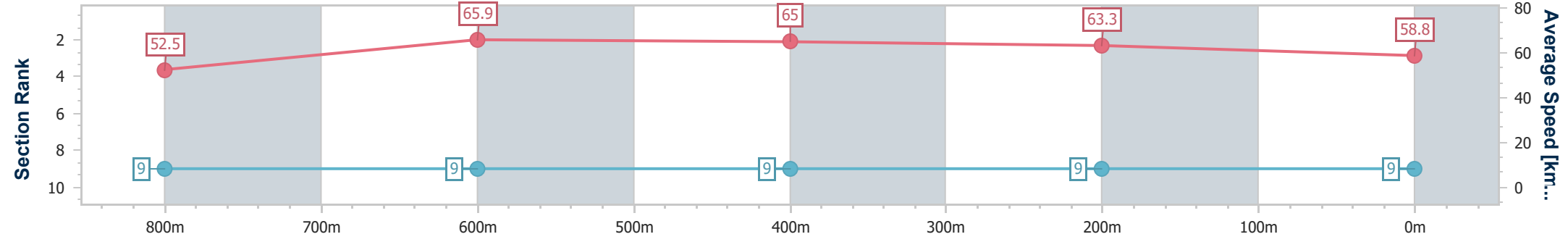
Horse/Jockey Name	Boomalina
Final Rank	9
Fastest Section Time (Section)	0:10.93 (800m)
Top Speed [km/h] (Section)	66.6 (Overall)
Race State	Finished



Townsville QLD Professional
 Race 5: HYGAIN Class 3 Plate - 1000m
 28 November 2024 - 15:14
 Track Rating: Good 4, Weather: Fine, Rail Position: +6m 1000m-
 W/Post; +2m Remainder



Section	Overall	800m	600m	400m	200m
Section Times	0:59.56 [9] (0:13.72)	0:45.84 [9] (0:10.93)	0:34.91 [9] (0:11.18)	0:23.73 [9] (0:11.46)	0:12.27 [9] (0:12.27)
Average Speed [km/h]	52.5	65.9	65.0	63.3	58.8
Top Speed [km/h]	66.6	66.5	65.8	64.0	62.4
Avg. Dist. to Rail [m]	1.3	0.5	2.0	3.7	2.8
Avg. Stride Freq. [Hz]	2.3	2.5	2.5	2.5	2.4
Avg. Stride Length [m]	7.9	7.4	7.3	7.2	6.9



- [] Ranking at each section and finish
- .-.- No data available at this section
- NA No data available