



Townsville QLD Professional
Race 8: GREAT NORTHERN BREWING CO RATINGS BAND 0 - 58
Handicap - 1200m
28 November 2024 - 16:57



Track Rating: Good 4, Weather: Fine, Rail Position: +6m 1000m-W/Post; +2m Remainder

Section		Overall	1000m	800m	600m	400m	200m	Last 600m					
Field Times		1:09.82 (0:13.55)	0:56.27 (0:10.43)	0:45.84 (0:10.89)	0:34.95 (0:11.15)	0:23.80 (0:11.54)	0:12.26 (0:12.26)	0:34.95					
Rank	TAB Horse/Jockey	Barrier	Top Speed [km/h]	Fastest Section	Margin	Distance Travelled [m]							
1	8 GAMADALE NIP Chelsea Jokic	7	69.7 600m	0:10.72 1000m	1:09.82 [1] (0:14.46)	0:55.36 [9] (0:10.72)	0:44.64 [9] (0:10.81)	0:33.83 [9] (0:10.89)	0:22.94 [7] (0:11.12)	0:11.82 [3] (0:11.82)	1:09.82	0:33.83	
2	4 MISHANI MAVERICK Ashley Butler	5	69.9 1000m	0:10.43 1000m	1:09.83 [2] (0:13.55)	0:56.28 [1] (0:10.43)	0:45.85 [1] (0:10.89)	0:34.96 [1] (0:11.15)	0:23.81 [1] (0:11.54)	0:12.27 [1] (0:12.27)	0.02L	0:34.96	-10
3	3 MY ARTIE Lacey Morrison	4	69.4 1000m	0:10.39 1000m	1:09.98 [3] (0:13.76)	0:56.22 [3] (0:10.39)	0:45.83 [3] (0:10.94)	0:34.89 [3] (0:11.30)	0:23.59 [3] (0:11.52)	0:12.07 [2] (0:12.07)	0.93L	0:34.89	-9
4	6 BOOMING FAST Ryan Wiggins	8	68.2 1000m	0:10.65 1000m	1:10.01 [4] (0:13.85)	0:56.16 [4] (0:10.65)	0:45.51 [5] (0:10.94)	0:34.57 [5] (0:11.27)	0:23.30 [5] (0:11.40)	0:11.90 [4] (0:11.90)	1.08L	0:34.57	-5
5	1 PLATINUM FIELD Chris Whiteley	2	67.9 1000m	0:10.77 1000m	1:10.78 [5] (0:13.93)	0:56.85 [6] (0:10.77)	0:46.08 [6] (0:10.80)	0:35.28 [6] (0:11.29)	0:23.99 [6] (0:11.67)	0:12.32 [7] (0:12.32)	5.62L	0:35.28	-8
6	12 TENNAGAIN Isabella Teh	9	67.6 1000m	0:10.80 1000m	1:11.07 [6] (0:14.20)	0:56.87 [8] (0:10.80)	0:46.07 [8] (0:10.88)	0:35.19 [8] (0:11.16)	0:24.03 [8] (0:11.51)	0:12.52 [8] (0:12.52)	7.31L	0:35.19	-3
7	10 STORE BEACH Pietro Romeo	6	69.8 1000m	0:10.65 1000m	1:11.12 [7] (0:14.06)	0:57.06 [7] (0:10.65)	0:46.41 [7] (0:11.00)	0:35.41 [7] (0:11.34)	0:24.07 [9] (0:11.76)	0:12.31 [9] (0:12.31)	7.61L	0:35.41	-6
8	9 SILVER GLITTER Gabrielle Semmens	3	67.7 800m	0:10.70 1000m	1:11.12 [8] (0:14.74)	0:56.38 [10] (0:10.70)	0:45.68 [10] (0:10.79)	0:34.89 [10] (0:11.12)	0:23.77 [10] (0:11.60)	0:12.17 [10] (0:12.17)	7.63L	0:34.89	-8
9	11 PUSS BOOTS Tyler Leslight	10	70.6 1000m	0:10.35 1000m	1:11.38 [9] (0:13.63)	0:57.75 [2] (0:10.35)	0:47.40 [1] (0:10.93)	0:36.47 [2] (0:11.37)	0:25.10 [2] (0:11.89)	0:13.21 [5] (0:13.21)	9.12L	0:36.47	-4
10	5 ALLANON Nathan Thomas	1	68.9 1000m	0:10.41 1000m	1:12.43 [10] (0:13.90)	0:58.53 [5] (0:10.41)	0:48.12 [4] (0:10.78)	0:37.34 [4] (0:11.38)	0:25.96 [4] (0:11.95)	0:14.01 [6] (0:14.01)	15.35L	0:37.34	-13

Scratched: Snuggle Bang Yahoo (#7), Super Fast (#2)

[] Ranking at each section and finish
 -:-:- No data available at this section
 NA No data available
 SCN Saddle cloth number
 DNF Did not finish
 DNT Did not track



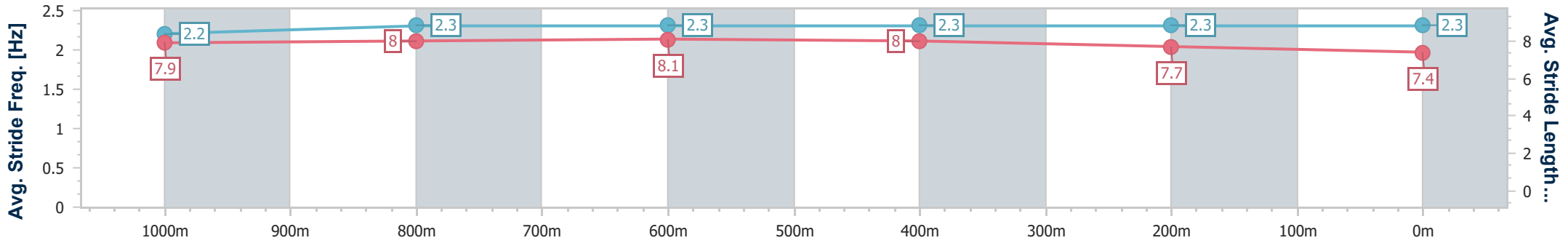
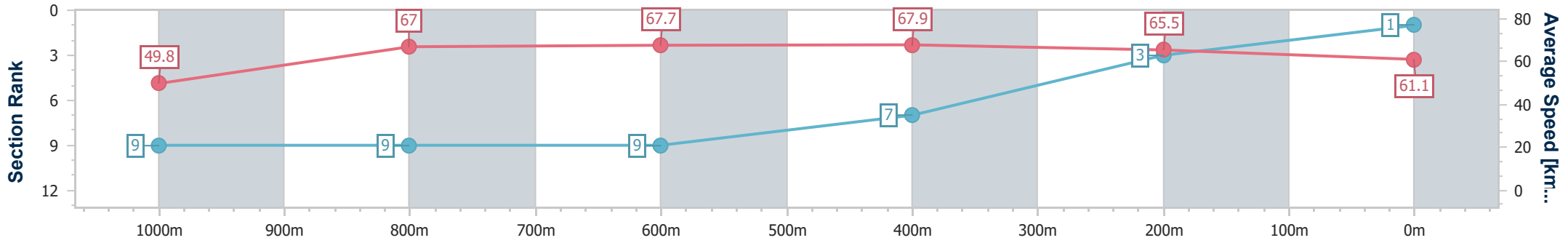
Horse/Jockey Name	Gamadale Nip
Final Rank	1
Fastest Section Time (Section)	0:10.72 (1000m)
Top Speed [km/h] (Section)	69.7 (600m)
Race State	Finished



Townsville QLD Professional
Race 8: GREAT NORTHERN BREWING CO RATINGS BAND 0 - 58 Handicap - 1200m
 28 November 2024 - 16:57
 Track Rating: Good 4, Weather: Fine, Rail Position: +6m 1000m-W/Post; +2m Remainder



Section	Overall	1000m	800m	600m	400m	200m								
Section Times	1:09.82 [1] (0:14.46)	0:55.36 [9] (0:10.72)	0:44.64 [9] (0:10.81)	0:33.83 [9] (0:10.89)	0:22.94 [7] (0:11.12)	0:11.82 [3] (0:11.82)								
Average Speed [km/h]	49.8	67.0	67.7	67.9	65.5	61.1								
Top Speed [km/h]	66.4	68.3	69.0	69.7	67.2	63.7								
Avg. Dist. to Rail [m]	6.2	1.1	3.4	5.7	7.6	9.0								
Avg. Stride Freq. [Hz]	2.2	2.3	2.3	2.3	2.3	2.3								
Avg. Stride Length [m]	7.9	8.0	8.1	8.0	7.7	7.4								



- [] Ranking at each section and finish
- .-.- No data available at this section
- NA No data available



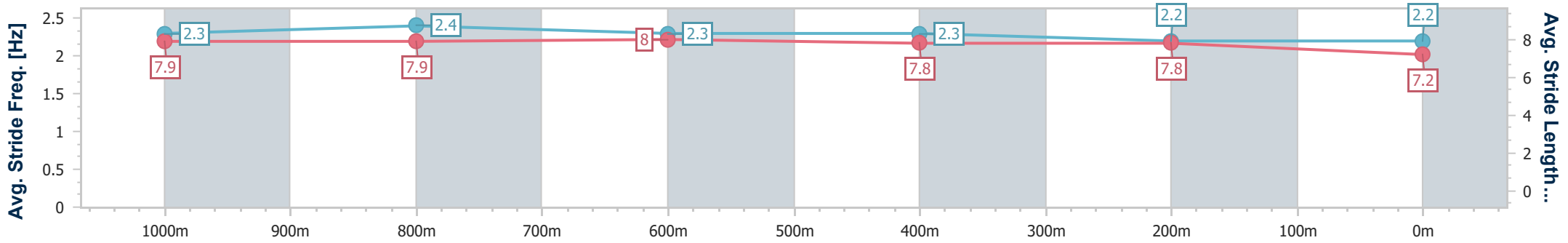
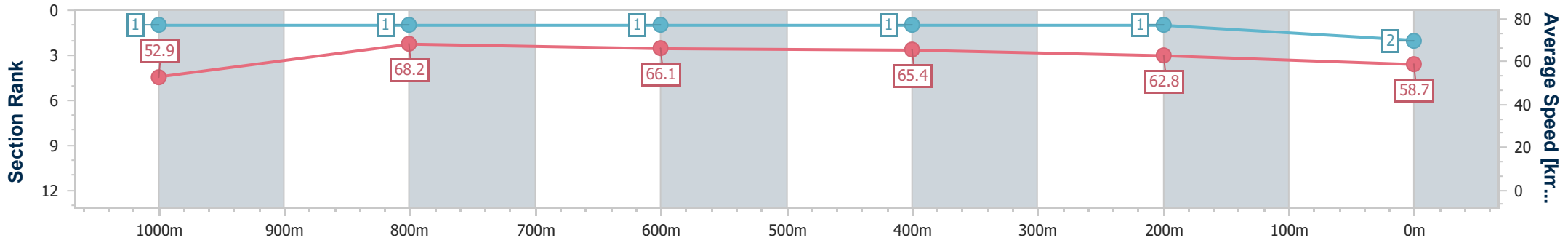
Horse/Jockey Name	Mishani Maverick
Final Rank	2
Fastest Section Time (Section)	0:10.43 (1000m)
Top Speed [km/h] (Section)	69.9 (1000m)
Race State	Finished



Townsville QLD Professional
 Race 8: GREAT NORTHERN BREWING CO RATINGS BAND 0 - 58 Handicap - 1200m
 28 November 2024 - 16:57
 Track Rating: Good 4, Weather: Fine, Rail Position: +6m 1000m-W/Post; +2m Remainder



Section	Overall	1000m	800m	600m	400m	200m								
Section Times	1:09.83 [2] (0:13.55)	0:56.28 [1] (0:10.43)	0:45.85 [1] (0:10.89)	0:34.96 [1] (0:11.15)	0:23.81 [1] (0:11.54)	0:12.27 [1]								
Average Speed [km/h]	52.9	68.2	66.1	65.4	62.8	58.7								
Top Speed [km/h]	67.3	69.9	67.9	66.4	64.3	61.6								
Avg. Dist. to Rail [m]	4.9	2.6	0.6	2.3	3.7	3.9								
Avg. Stride Freq. [Hz]	2.3	2.4	2.3	2.3	2.2	2.2								
Avg. Stride Length [m]	7.9	7.9	8.0	7.8	7.8	7.2								



- [] Ranking at each section and finish
- .-.- No data available at this section
- NA No data available



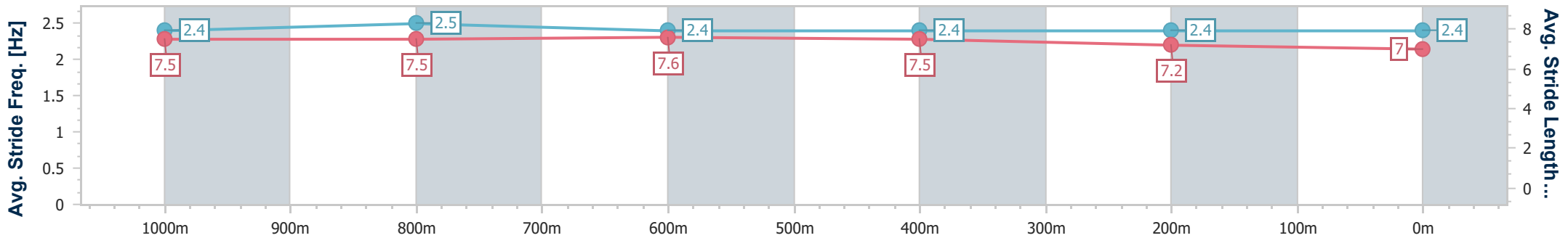
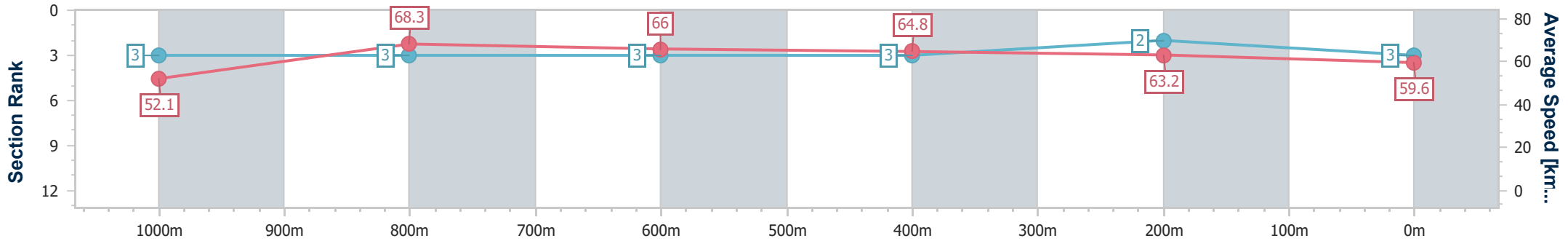
Horse/Jockey Name	My Artie
Final Rank	3
Fastest Section Time (Section)	0:10.39 (1000m)
Top Speed [km/h] (Section)	69.4 (1000m)
Race State	Finished



Townsville QLD Professional
 Race 8: GREAT NORTHERN BREWING CO RATINGS BAND 0 - 58 Handicap - 1200m
 28 November 2024 - 16:57
 Track Rating: Good 4, Weather: Fine, Rail Position: +6m 1000m-W/Post; +2m Remainder



Section	Overall	1000m	800m	600m	400m	200m
Section Times	1:09.98 [3] (0:13.76)	0:56.22 [3] (0:10.39)	0:45.83 [3] (0:10.94)	0:34.89 [3] (0:11.30)	0:23.59 [3] (0:11.52)	0:12.07 [2] (0:12.07)
Average Speed [km/h]	52.1	68.3	66.0	64.8	63.2	59.6
Top Speed [km/h]	68.6	69.4	67.7	66.3	64.4	61.9
Avg. Dist. to Rail [m]	4.2	2.8	0.8	3.6	6.1	6.0
Avg. Stride Freq. [Hz]	2.4	2.5	2.4	2.4	2.4	2.4
Avg. Stride Length [m]	7.5	7.5	7.6	7.5	7.2	7.0



- [] Ranking at each section and finish
- .-.- No data available at this section
- NA No data available



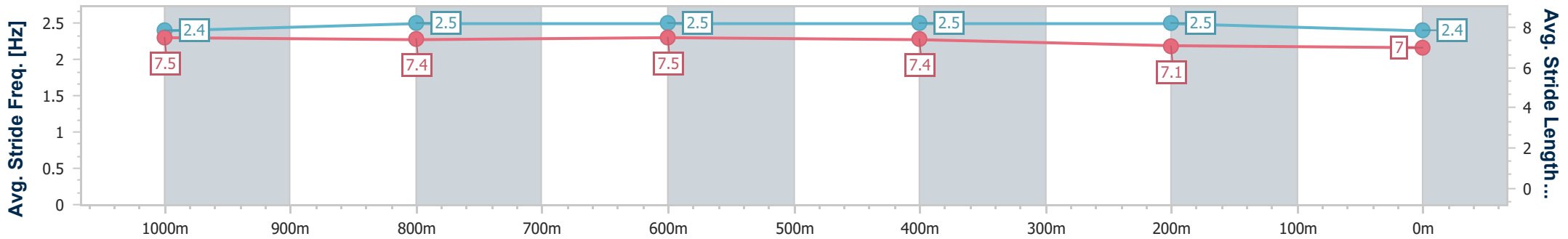
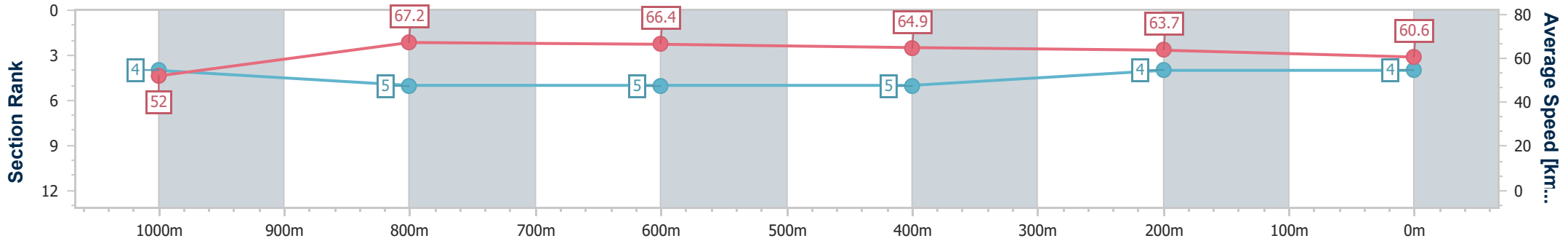
Horse/Jockey Name	Booming Fast
Final Rank	4
Fastest Section Time (Section)	0:10.65 (1000m)
Top Speed [km/h] (Section)	68.2 (1000m)
Race State	Finished



Townsville QLD Professional
 Race 8: GREAT NORTHERN BREWING CO RATINGS BAND 0 - 58 Handicap - 1200m
 28 November 2024 - 16:57
 Track Rating: Good 4, Weather: Fine, Rail Position: +6m 1000m-W/Post; +2m Remainder



Section	Overall	1000m	800m	600m	400m	200m
Section Times	1:10.01 [4] (0:13.85)	0:56.16 [4] (0:10.65)	0:45.51 [5] (0:10.94)	0:34.57 [5] (0:11.27)	0:23.30 [5] (0:11.40)	0:11.90 [4] (0:11.90)
Average Speed [km/h]	52.0	67.2	66.4	64.9	63.7	60.6
Top Speed [km/h]	66.1	68.2	67.5	66.5	64.3	63.7
Avg. Dist. to Rail [m]	6.3	1.3	2.0	3.3	6.1	7.2
Avg. Stride Freq. [Hz]	2.4	2.5	2.5	2.5	2.5	2.4
Avg. Stride Length [m]	7.5	7.4	7.5	7.4	7.1	7.0



- [] Ranking at each section and finish
- .-.- No data available at this section
- NA No data available



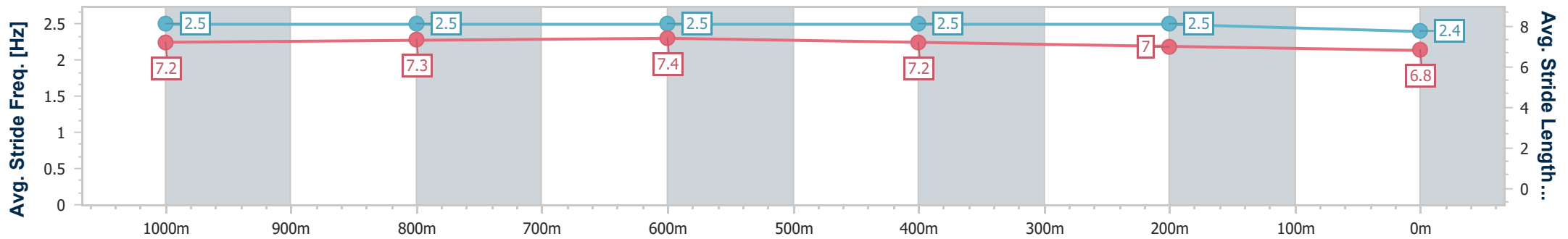
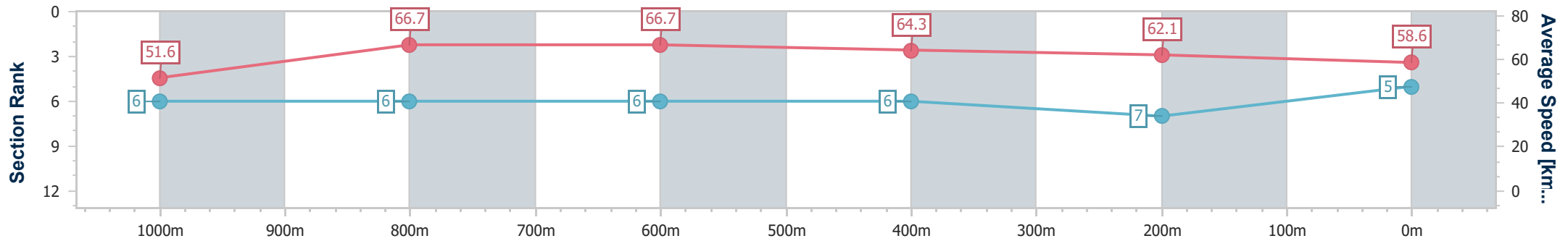
Horse/Jockey Name	Platinum Field
Final Rank	5
Fastest Section Time (Section)	0:10.77 (1000m)
Top Speed [km/h] (Section)	67.9 (1000m)
Race State	Finished



Townsville QLD Professional
Race 8: GREAT NORTHERN BREWING CO RATINGS BAND 0 - 58 Handicap - 1200m
 28 November 2024 - 16:57
 Track Rating: Good 4, Weather: Fine, Rail Position: +6m 1000m-W/Post; +2m Remainder



Section	Overall	1000m	800m	600m	400m	200m								
Section Times	1:10.78 [5] (0:13.93)	0:56.85 [6] (0:10.77)	0:46.08 [6] (0:10.80)	0:35.28 [6] (0:11.29)	0:23.99 [6] (0:11.67)	0:12.32 [7] (0:12.32)								
Average Speed [km/h]	51.6	66.7	66.7	64.3	62.1	58.6								
Top Speed [km/h]	67.2	67.9	67.6	65.8	64.4	60.8								
Avg. Dist. to Rail [m]	3.4	1.0	0.2	1.9	5.0	7.0								
Avg. Stride Freq. [Hz]	2.5	2.5	2.5	2.5	2.5	2.4								
Avg. Stride Length [m]	7.2	7.3	7.4	7.2	7.0	6.8								



- [] Ranking at each section and finish
- .-.- No data available at this section
- NA No data available



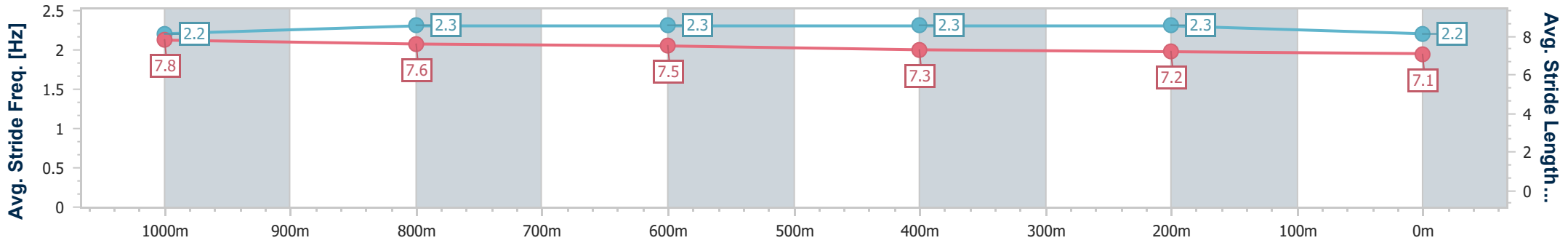
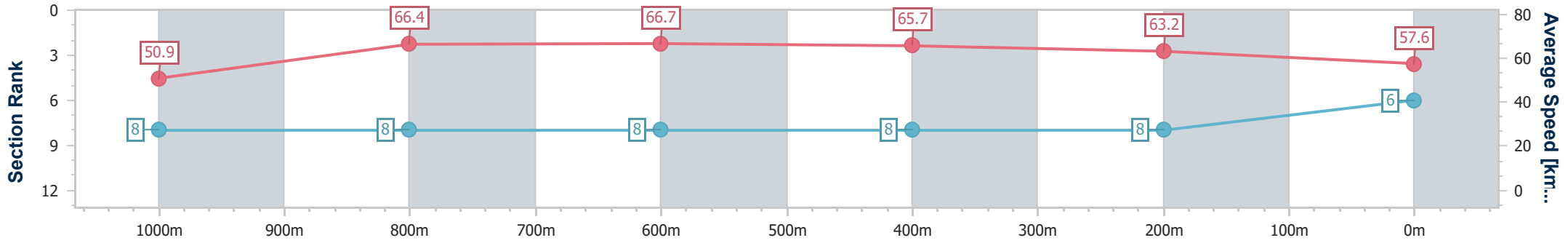
Horse/Jockey Name	Tennagain
Final Rank	6
Fastest Section Time (Section)	0:10.80 (1000m)
Top Speed [km/h] (Section)	67.6 (1000m)
Race State	Finished



Townsville QLD Professional
 Race 8: GREAT NORTHERN BREWING CO RATINGS BAND 0 - 58 Handicap - 1200m
 28 November 2024 - 16:57
 Track Rating: Good 4, Weather: Fine, Rail Position: +6m 1000m-W/Post; +2m Remainder



Section	Overall	1000m	800m	600m	400m	200m								
Section Times	1:11.07 [6] (0:14.20)	0:56.87 [8] (0:10.80)	0:46.07 [8] (0:10.88)	0:35.19 [8] (0:11.16)	0:24.03 [8] (0:11.51)	0:12.52 [8] (0:12.52)								
Average Speed [km/h]	50.9	66.4	66.7	65.7	63.2	57.6								
Top Speed [km/h]	65.0	67.6	67.4	66.6	64.7	61.4								
Avg. Dist. to Rail [m]	7.5	0.7	1.3	3.9	6.9	9.2								
Avg. Stride Freq. [Hz]	2.2	2.3	2.3	2.3	2.3	2.2								
Avg. Stride Length [m]	7.8	7.6	7.5	7.3	7.2	7.1								



- [] Ranking at each section and finish
- .-.- No data available at this section
- NA No data available



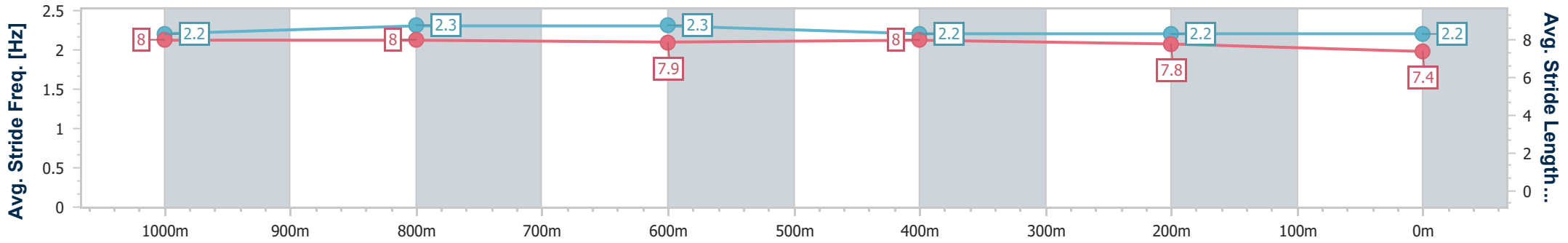
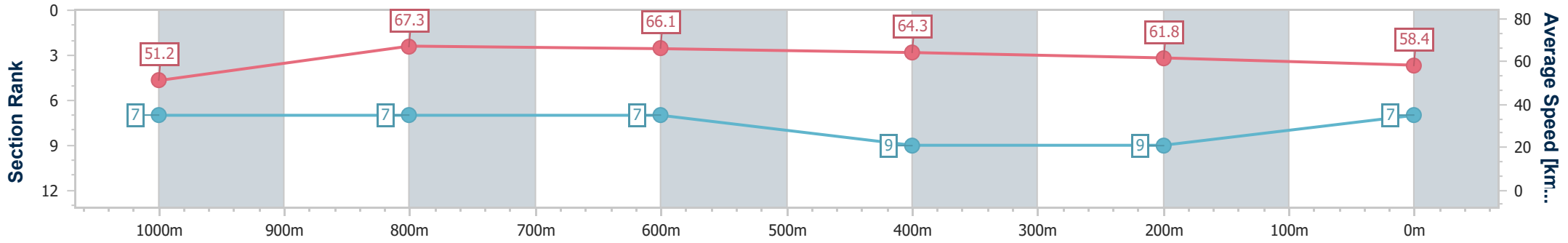
Horse/Jockey Name	Store Beach
Final Rank	7
Fastest Section Time (Section)	0:10.65 (1000m)
Top Speed [km/h] (Section)	69.8 (1000m)
Race State	Finished



Townsville QLD Professional
Race 8: GREAT NORTHERN BREWING CO RATINGS BAND 0 - 58 Handicap - 1200m
 28 November 2024 - 16:57
 Track Rating: Good 4, Weather: Fine, Rail Position: +6m 1000m-W/Post; +2m Remainder



Section	Overall	1000m	800m	600m	400m	200m								
Section Times	1:11.12 [7] (0:14.06)	0:57.06 [7] (0:10.65)	0:46.41 [7] (0:11.00)	0:35.41 [7] (0:11.34)	0:24.07 [9] (0:11.76)	0:12.31 [9] (0:12.31)								
Average Speed [km/h]	51.2	67.3	66.1	64.3	61.8	58.4								
Top Speed [km/h]	66.9	69.8	67.8	65.5	63.5	60.7								
Avg. Dist. to Rail [m]	5.2	1.4	1.8	2.8	4.9	7.4								
Avg. Stride Freq. [Hz]	2.2	2.3	2.3	2.2	2.2	2.2								
Avg. Stride Length [m]	8.0	8.0	7.9	8.0	7.8	7.4								



- [] Ranking at each section and finish
- .-.- No data available at this section
- NA No data available



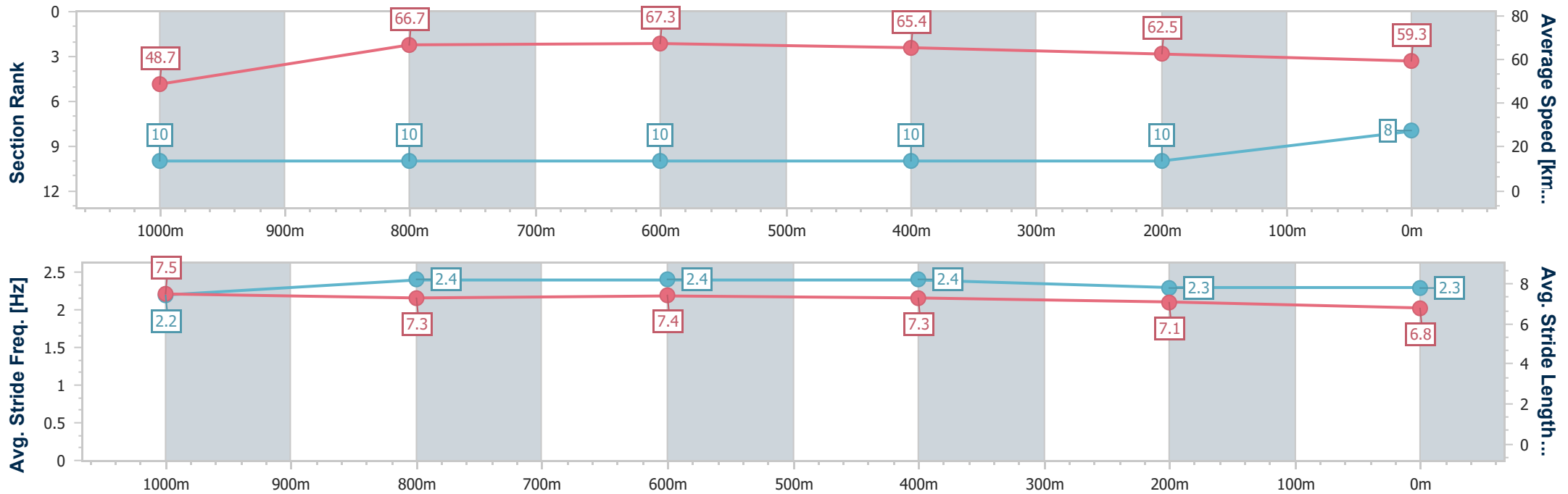
Horse/Jockey Name	Silver Glitter
Final Rank	8
Fastest Section Time (Section)	0:10.70 (1000m)
Top Speed [km/h] (Section)	67.7 (800m)
Race State	Finished



Townsville QLD Professional
 Race 8: GREAT NORTHERN BREWING CO RATINGS BAND 0 - 58 Handicap - 1200m
 28 November 2024 - 16:57
 Track Rating: Good 4, Weather: Fine, Rail Position: +6m 1000m-W/Post; +2m Remainder



Section	Overall	1000m	800m	600m	400m	200m
Section Times	1:11.12 [8] (0:14.74)	0:56.38 [10] (0:10.70)	0:45.68 [10] (0:10.79)	0:34.89 [10] (0:11.12)	0:23.77 [10] (0:11.60)	0:12.17 [10] (0:12.17)
Average Speed [km/h]	48.7	66.7	67.3	65.4	62.5	59.3
Top Speed [km/h]	65.3	67.7	67.7	67.1	64.1	61.5
Avg. Dist. to Rail [m]	3.7	1.7	1.2	2.4	5.5	10.0
Avg. Stride Freq. [Hz]	2.2	2.4	2.4	2.4	2.3	2.3
Avg. Stride Length [m]	7.5	7.3	7.4	7.3	7.1	6.8



- [] Ranking at each section and finish
- .-.- No data available at this section
- NA No data available



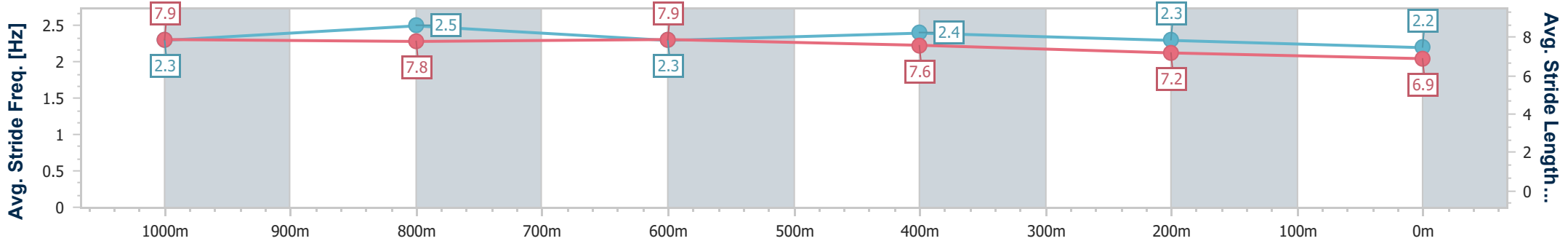
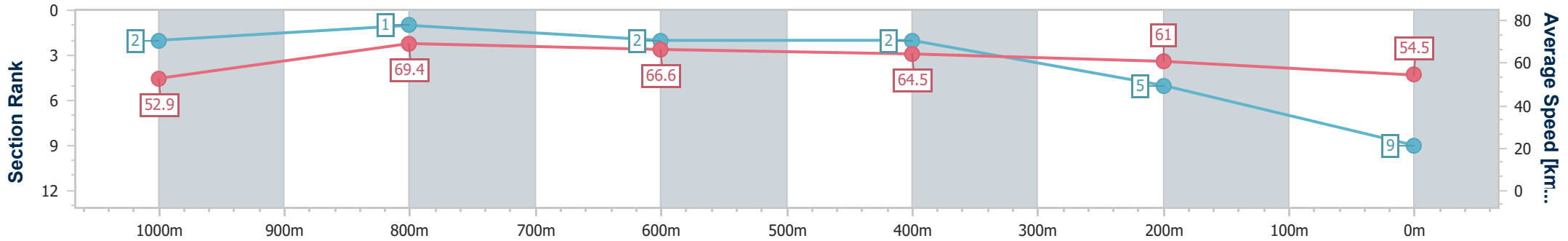
Horse/Jockey Name	Puss Boots
Final Rank	9
Fastest Section Time (Section)	0:10.35 (1000m)
Top Speed [km/h] (Section)	70.6 (1000m)
Race State	Finished



Townsville QLD Professional
 Race 8: GREAT NORTHERN BREWING CO RATINGS BAND 0 - 58 Handicap - 1200m
 28 November 2024 - 16:57
 Track Rating: Good 4, Weather: Fine, Rail Position: +6m 1000m-W/Post; +2m Remainder



Section	Overall	1000m	800m	600m	400m	200m
Section Times	1:11.38 [9] (0:13.63)	0:57.75 [2] (0:10.35)	0:47.40 [1] (0:10.93)	0:36.47 [2] (0:11.37)	0:25.10 [2] (0:11.89)	0:13.21 [5] (0:13.21)
Average Speed [km/h]	52.9	69.4	66.6	64.5	61.0	54.5
Top Speed [km/h]	70.3	70.6	67.8	66.7	63.8	58.1
Avg. Dist. to Rail [m]	7.2	0.9	1.9	3.5	4.6	4.9
Avg. Stride Freq. [Hz]	2.3	2.5	2.3	2.4	2.3	2.2
Avg. Stride Length [m]	7.9	7.8	7.9	7.6	7.2	6.9



- [] Ranking at each section and finish
- .-.- No data available at this section
- NA No data available



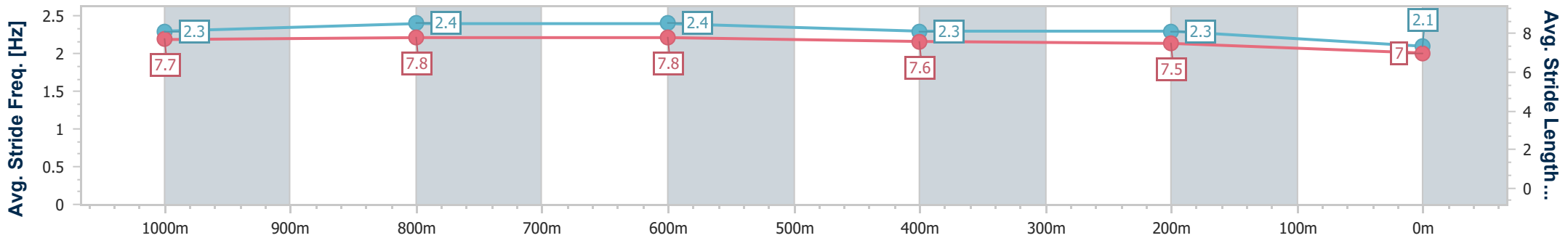
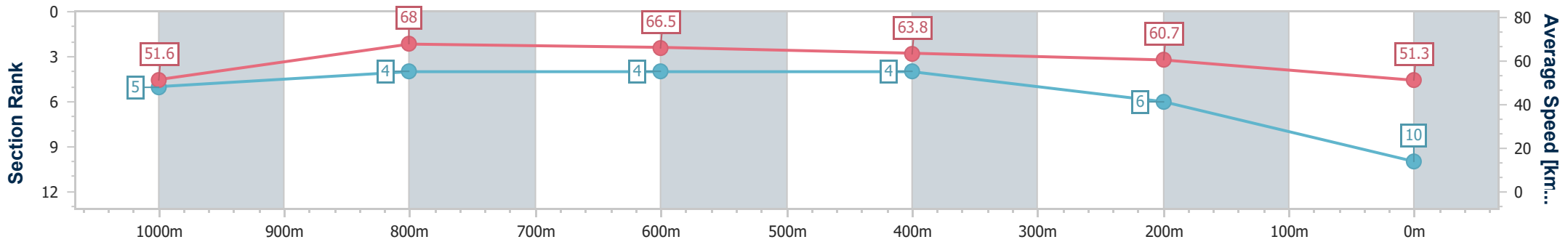
Horse/Jockey Name	Allanon
Final Rank	10
Fastest Section Time (Section)	0:10.41 (1000m)
Top Speed [km/h] (Section)	68.9 (1000m)
Race State	Finished



Townsville QLD Professional
 Race 8: GREAT NORTHERN BREWING CO RATINGS BAND 0 - 58 Handicap - 1200m
 28 November 2024 - 16:57
 Track Rating: Good 4, Weather: Fine, Rail Position: +6m 1000m-W/Post; +2m Remainder



Section	Overall	1000m	800m	600m	400m	200m
Section Times	1:12.43 [10] (0:13.90)	0:58.53 [5] (0:10.41)	0:48.12 [4] (0:10.78)	0:37.34 [4] (0:11.38)	0:25.96 [4] (0:11.95)	0:14.01 [6] (0:14.01)
Average Speed [km/h]	51.6	68.0	66.5	63.8	60.7	51.3
Top Speed [km/h]	67.2	68.9	68.6	65.9	62.6	58.8
Avg. Dist. to Rail [m]	2.8	3.2	1.0	1.7	3.3	4.1
Avg. Stride Freq. [Hz]	2.3	2.4	2.4	2.3	2.3	2.1
Avg. Stride Length [m]	7.7	7.8	7.8	7.6	7.5	7.0



- [] Ranking at each section and finish
- .-.- No data available at this section
- NA No data available