

Track Rating: Soft 5, Weather: Overcast, Rail Position: +5m Entire

Section													Last 600m	
Field Times		Overall	1000m	800m	600m	400m	200m						0:35.66	
		1:11.29 (0:13.31)	0:57.98 (0:10.80)	0:47.18 (0:11.52)	0:35.66 (0:11.48)	0:24.18 (0:11.74)	0:12.44 (0:12.44)							
Rank	TAB	Horse/Jockey	Barrier	Top Speed [km/h]	Fastest Section							Margin	Distance Travelled [m]	
1	4	PROVANCE Ron Stewart	4	67.5 Overall	0:11.11 1000m	1:11.29 [1] (0:13.53)	0:57.76 [4] (0:11.11)	0:46.65 [4] (0:11.54)	0:35.11 [4] (0:11.40)	0:23.71 [3] (0:11.41)	0:12.30 [2] (0:12.30)	1:11.29	0:35.11	
2	22	KEEP SAFE Brandon Lerena	2	69.4 1000m	0:10.80 1000m	1:11.61 [2] (0:13.31)	0:58.30 [1] (0:10.80)	0:47.50 [1] (0:11.52)	0:35.98 [1] (0:11.48)	0:24.50 [1] (0:11.74)	0:12.76 [1] (0:12.76)	1.8L	0:35.98	-1
3	9	VICTORY FLAME Bailey Wheeler	11	66.0 1000m	0:11.25 1000m	1:11.91 [3] (0:14.20)	0:57.71 [10] (0:11.25)	0:46.46 [11] (0:11.68)	0:34.78 [10] (0:11.56)	0:23.22 [10] (0:11.30)	0:11.92 [9] (0:11.92)	3.6L	0:34.78	+9
4	3	KENSINGTON'S JEWEL Samantha Collett	1	67.2 1000m	0:10.94 1000m	1:11.99 [4] (0:13.40)	0:58.59 [2] (0:10.94)	0:47.65 [2] (0:11.43)	0:36.22 [2] (0:11.66)	0:24.56 [2] (0:11.73)	0:12.83 [3] (0:12.83)	4L	0:36.22	+4
5	13	ACHACHA Damien Thornton	9	67.6 Overall	0:11.06 1000m	1:12.02 [5] (0:13.73)	0:58.29 [7] (0:11.06)	0:47.23 [6] (0:11.59)	0:35.64 [6] (0:11.57)	0:24.07 [6] (0:11.52)	0:12.55 [4] (0:12.55)	4.1L	0:35.64	+6
6	6	IN NO DOUBT Robbie Dolan	17	67.4 1000m	0:11.05 1000m	1:12.06 [6] (0:14.21)	0:57.85 [11] (0:11.05)	0:46.80 [9] (0:11.57)	0:35.23 [9] (0:11.68)	0:23.55 [8] (0:11.30)	0:12.25 [7] (0:12.25)	4.3L	0:35.23	+10
7	18	SOBUTE Cejay Graham	12	66.5 1000m	0:11.19 1000m	1:12.13 [7] (0:14.54)	0:57.59 [13] (0:11.19)	0:46.40 [13] (0:11.69)	0:34.71 [13] (0:11.36)	0:23.35 [11] (0:11.22)	0:12.13 [10] (0:12.13)	4.6L	0:34.71	+5
8	23	HAS BEAN Jace McMurray	8	68.2 Overall	0:10.99 1000m	1:12.38 [8] (0:13.71)	0:58.67 [6] (0:10.99)	0:47.68 [5] (0:11.60)	0:36.08 [5] (0:11.48)	0:24.60 [5] (0:11.80)	0:12.80 [5] (0:12.80)	5.9L	0:36.08	+0
9	1	FLYING SHELBY James Orman	3	68.5 Overall	0:10.92 1000m	1:12.42 [9] (0:13.43)	0:58.99 [3] (0:10.92)	0:48.07 [3] (0:11.57)	0:36.50 [3] (0:11.82)	0:24.68 [4] (0:11.86)	0:12.82 [6] (0:12.82)	6.1L	0:36.50	+6
10	7	LAND BANK Angela Jones	20	66.2 1000m	0:11.08 1000m	1:12.65 [10] (0:14.50)	0:58.15 [12] (0:11.08)	0:47.07 [12] (0:11.76)	0:35.31 [12] (0:11.58)	0:23.73 [13] (0:11.78)	0:11.95 [12] (0:11.95)	7.4L	0:35.31	+5

Scratched: Beast Of Burden (#24), Mr O'reilly (#10), Bee Two (#20), Outranked (#14), Three Tees (#11), Bolshevic Road (#5), Still Unwanted (#2), Smart Bint (#12), Attentive (#15), Champagne Problems (#17),



Sunshine Coast QLD Professional
Race 4: Clayton's Towing Maiden Handicap - 1200m
 29 November 2024 - 19:23



Track Rating: Soft 5, Weather: Overcast, Rail Position: +5m Entire

Section		Overall	1000m	800m	600m	400m	200m	Last 600m					
Field Times		1:11.29 (0:13.31)	0:57.98 (0:10.80)	0:47.18 (0:11.52)	0:35.66 (0:11.48)	0:24.18 (0:11.74)	0:12.44 (0:12.44)	0:35.66					
Rank	TAB Horse/Jockey	Barrier	Top Speed [km/h]	Fastest Section	Margin							Distance Travelled [m]	
11	21 SHADOW CRUISER Michael Rodd	13	67.6 1000m	0:11.03 1000m	1:12.99 [11] (0:14.02)	0:58.97 [8] (0:11.03)	0:47.94 [8] (0:11.49)	0:36.45 [7] (0:11.52)	0:24.93 [7] (0:11.87)	0:13.06 [8] (0:13.06)	9.2L	0:36.45	+0
12	16 KEY COMPONENT Dale Smith	5	65.7 1000m	0:11.24 1000m	1:13.28 [12] (0:14.18)	0:59.10 [9] (0:11.24)	0:47.86 [10] (0:11.74)	0:36.12 [11] (0:11.68)	0:24.44 [12] (0:11.94)	0:12.50 [13] (0:12.50)	10.7L	0:36.12	+3
13	8 THE COPS Georgina Cartwright	10	66.9 Overall	0:11.32 1000m	1:13.61 [13] (0:13.65)	0:59.96 [5] (0:11.32)	0:48.64 [7] (0:11.69)	0:36.95 [8] (0:11.96)	0:24.99 [9] (0:11.94)	0:13.05 [11] (0:13.05)	12.5L	0:36.95	+6

Scratched: Beast Of Burden (#24), Mr O'reilly (#10), Bee Two (#20), Outranked (#14), Three Tees (#11), Bolshevic Road (#5), Still Unwanted (#2), Smart Bint (#12), Attentive (#15), Champagne Problems (#17),

[] Ranking at each section and finish
 -:-:- No data available at this section
 NA No data available

SCN Saddle cloth number
 DNF Did not finish
 DNT Did not track



Horse/Jockey Name	Provance
Final Rank	1
Fastest Section Time (Section)	0:11.11 (1000m)
Top Speed [km/h] (Section)	67.5 (Overall)
Race State	Finished



Sunshine Coast QLD Professional

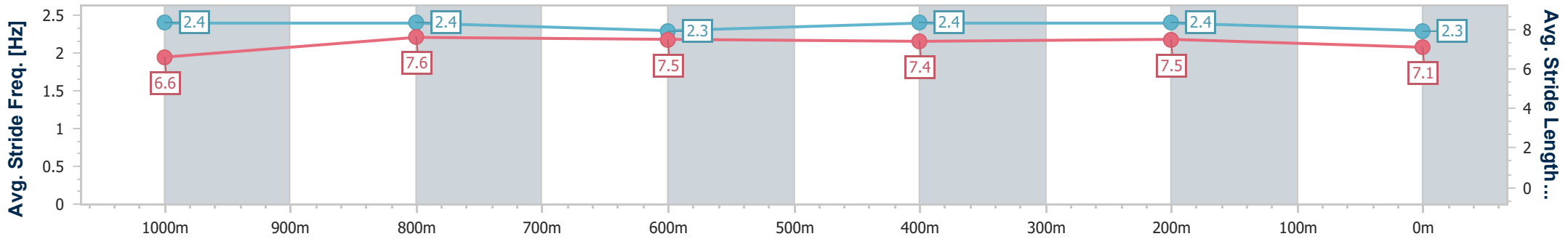
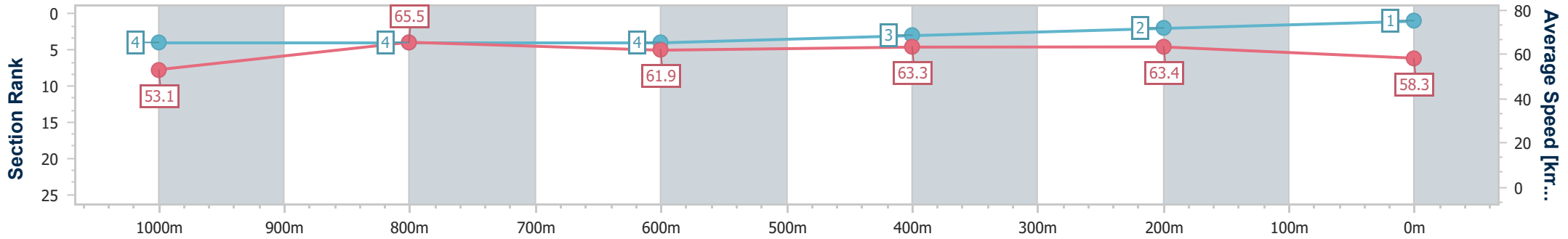
Race 4: Clayton's Towing Maiden Handicap - 1200m



29 November 2024 - 19:23

Track Rating: Soft 5, Weather: Overcast, Rail Position: +5m Entire

Section	Overall	1000m	800m	600m	400m	200m
Section Times	1:11.29 [1] (0:13.53)	0:57.76 [4] (0:11.11)	0:46.65 [4] (0:11.54)	0:35.11 [4] (0:11.40)	0:23.71 [3] (0:11.41)	0:12.30 [2] (0:12.30)
Average Speed [km/h]	53.1	65.5	61.9	63.3	63.4	58.3
Top Speed [km/h]	67.5	67.5	64.0	64.3	64.9	61.0
Avg. Dist. to Rail [m]	5.7	3.0	0.9	0.6	2.5	1.5
Avg. Stride Freq. [Hz]	2.4	2.4	2.3	2.4	2.4	2.3
Avg. Stride Length [m]	6.6	7.6	7.5	7.4	7.5	7.1



- [] Ranking at each section and finish
- .-.- No data available at this section
- NA No data available



Horse/Jockey Name	Keep Safe
Final Rank	2
Fastest Section Time (Section)	0:10.80 (1000m)
Top Speed [km/h] (Section)	69.4 (1000m)
Race State	Finished



Sunshine Coast QLD Professional

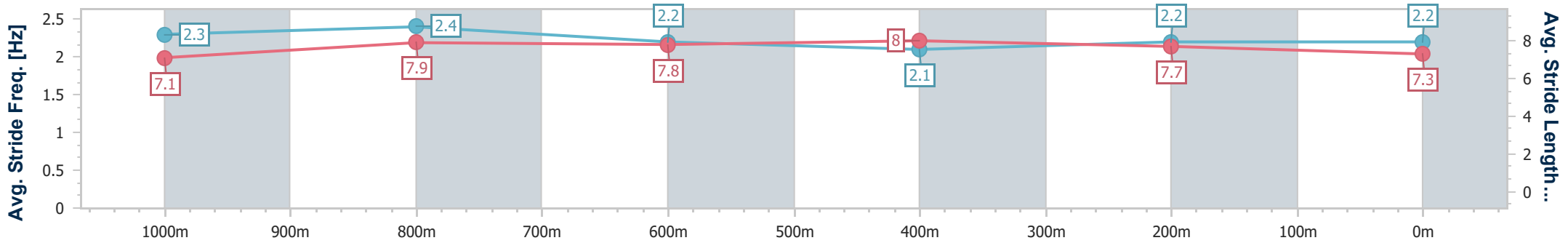
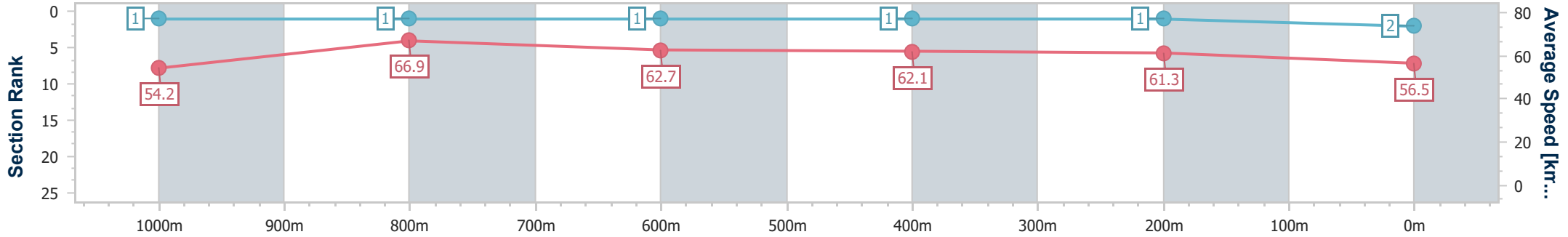
Race 4: Clayton's Towing Maiden Handicap - 1200m



29 November 2024 - 19:23

Track Rating: Soft 5, Weather: Overcast, Rail Position: +5m Entire

Section	Overall	1000m	800m	600m	400m	200m
Section Times	1:11.61 [2] (0:13.31)	0:58.30 [1] (0:10.80)	0:47.50 [1] (0:11.52)	0:35.98 [1] (0:11.48)	0:24.50 [1] (0:11.74)	0:12.76 [1] (0:12.76)
Average Speed [km/h]	54.2	66.9	62.7	62.1	61.3	56.5
Top Speed [km/h]	68.7	69.4	63.9	63.1	62.4	59.2
Avg. Dist. to Rail [m]	4.0	2.6	0.7	1.3	0.6	0.6
Avg. Stride Freq. [Hz]	2.3	2.4	2.2	2.1	2.2	2.2
Avg. Stride Length [m]	7.1	7.9	7.8	8.0	7.7	7.3



- [] Ranking at each section and finish
- .-.- No data available at this section
- NA No data available



Horse/Jockey Name	Victory Flame
Final Rank	3
Fastest Section Time (Section)	0:11.25 (1000m)
Top Speed [km/h] (Section)	66.0 (1000m)
Race State	Finished



Sunshine Coast QLD Professional

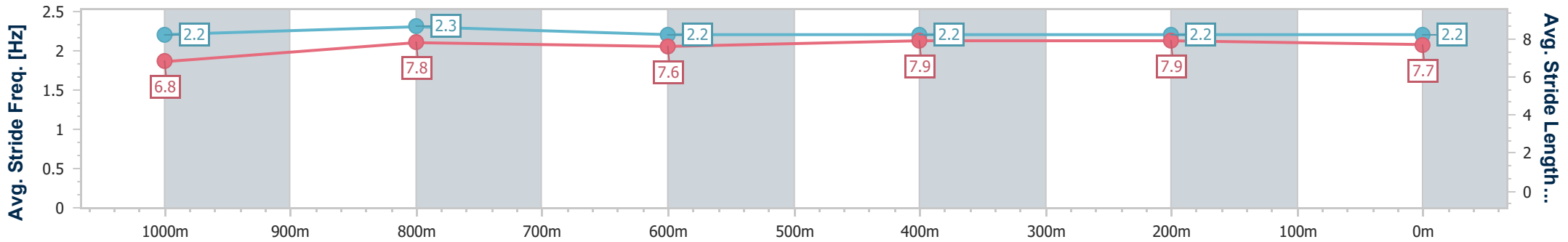
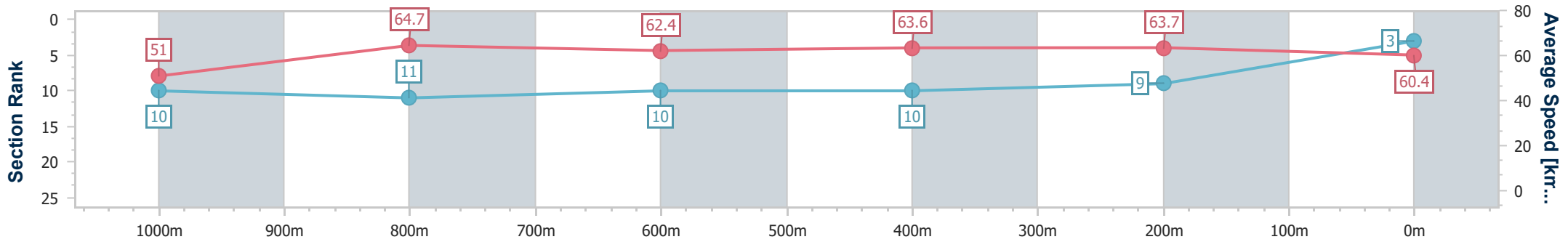
Race 4: Clayton's Towing Maiden Handicap - 1200m



29 November 2024 - 19:23

Track Rating: Soft 5, Weather: Overcast, Rail Position: +5m Entire

Section	Overall	1000m	800m	600m	400m	200m
Section Times	1:11.91 [3] (0:14.20)	0:57.71 [10] (0:11.25)	0:46.46 [11] (0:11.68)	0:34.78 [10] (0:11.56)	0:23.22 [10] (0:11.30)	0:11.92 [9] (0:11.92)
Average Speed [km/h]	51.0	64.7	62.4	63.6	63.7	60.4
Top Speed [km/h]	65.2	66.0	63.7	64.9	64.3	62.4
Avg. Dist. to Rail [m]	7.2	3.4	2.5	3.6	5.3	6.6
Avg. Stride Freq. [Hz]	2.2	2.3	2.2	2.2	2.2	2.2
Avg. Stride Length [m]	6.8	7.8	7.6	7.9	7.9	7.7



- [] Ranking at each section and finish
- .-.-.- No data available at this section
- NA No data available



Horse/Jockey Name	Kensington's Jewel
Final Rank	4
Fastest Section Time (Section)	0:10.94 (1000m)
Top Speed [km/h] (Section)	67.2 (1000m)
Race State	Finished



Sunshine Coast QLD Professional

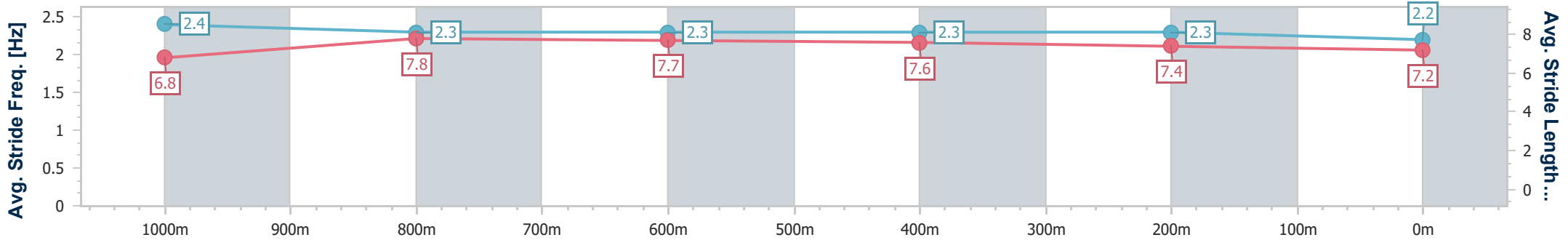
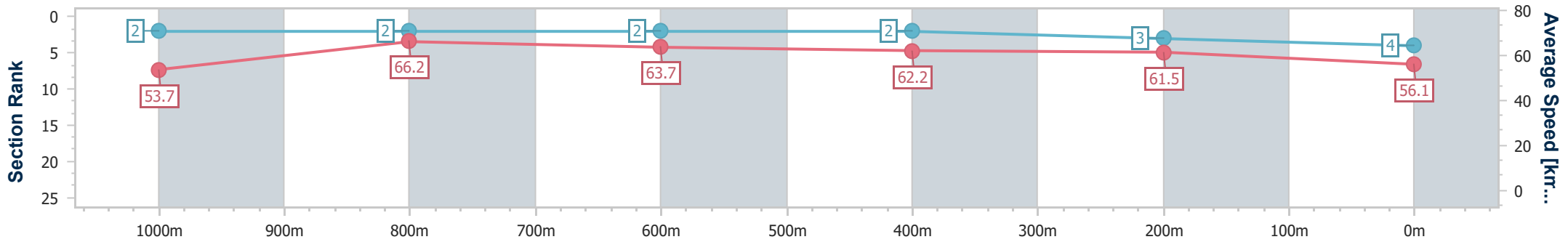
Race 4: Clayton's Towing Maiden Handicap - 1200m



29 November 2024 - 19:23

Track Rating: Soft 5, Weather: Overcast, Rail Position: +5m Entire

Section	Overall	1000m	800m	600m	400m	200m
Section Times	1:11.99 [4] (0:13.40)	0:58.59 [2] (0:10.94)	0:47.65 [2] (0:11.43)	0:36.22 [2] (0:11.66)	0:24.56 [2] (0:11.73)	0:12.83 [3] (0:12.83)
Average Speed [km/h]	53.7	66.2	63.7	62.2	61.5	56.1
Top Speed [km/h]	67.2	67.2	64.6	63.0	62.5	59.1
Avg. Dist. to Rail [m]	2.7	2.2	1.7	1.7	3.0	3.2
Avg. Stride Freq. [Hz]	2.4	2.3	2.3	2.3	2.3	2.2
Avg. Stride Length [m]	6.8	7.8	7.7	7.6	7.4	7.2



- [] Ranking at each section and finish
- .-.-.- No data available at this section
- NA No data available



Horse/Jockey Name	Achacha
Final Rank	5
Fastest Section Time (Section)	0:11.06 (1000m)
Top Speed [km/h] (Section)	67.6 (Overall)
Race State	Finished



Sunshine Coast QLD Professional

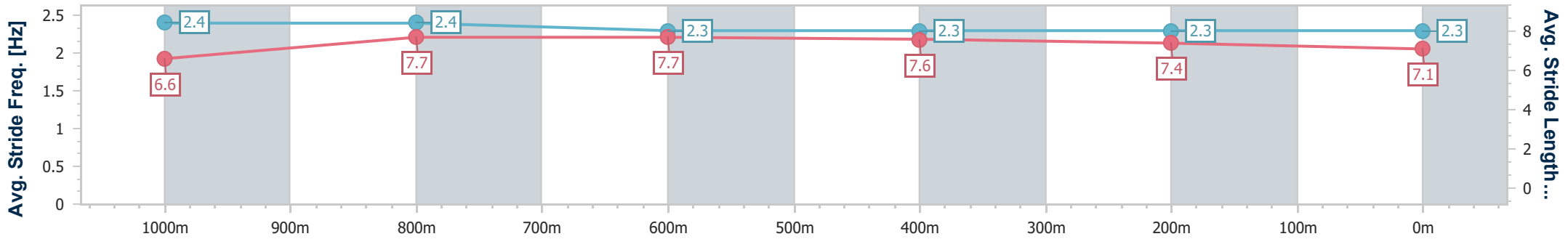
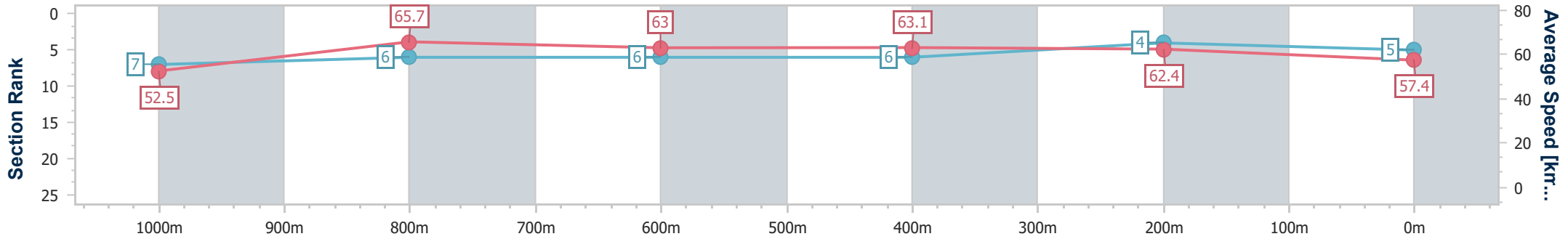
Race 4: Clayton's Towing Maiden Handicap - 1200m



29 November 2024 - 19:23

Track Rating: Soft 5, Weather: Overcast, Rail Position: +5m Entire

Section	Overall	1000m	800m	600m	400m	200m
Section Times	1:12.02 [5] (0:13.73)	0:58.29 [7] (0:11.06)	0:47.23 [6] (0:11.59)	0:35.64 [6] (0:11.57)	0:24.07 [6] (0:11.52)	0:12.55 [4] (0:12.55)
Average Speed [km/h]	52.5	65.7	63.0	63.1	62.4	57.4
Top Speed [km/h]	67.6	67.5	64.4	63.8	64.3	60.3
Avg. Dist. to Rail [m]	7.0	3.2	2.1	2.4	4.3	4.4
Avg. Stride Freq. [Hz]	2.4	2.4	2.3	2.3	2.3	2.3
Avg. Stride Length [m]	6.6	7.7	7.7	7.6	7.4	7.1



- [] Ranking at each section and finish
- .-.- No data available at this section
- NA No data available



Horse/Jockey Name	In No Doubt
Final Rank	6
Fastest Section Time (Section)	0:11.05 (1000m)
Top Speed [km/h] (Section)	67.4 (1000m)
Race State	Finished



Sunshine Coast QLD Professional

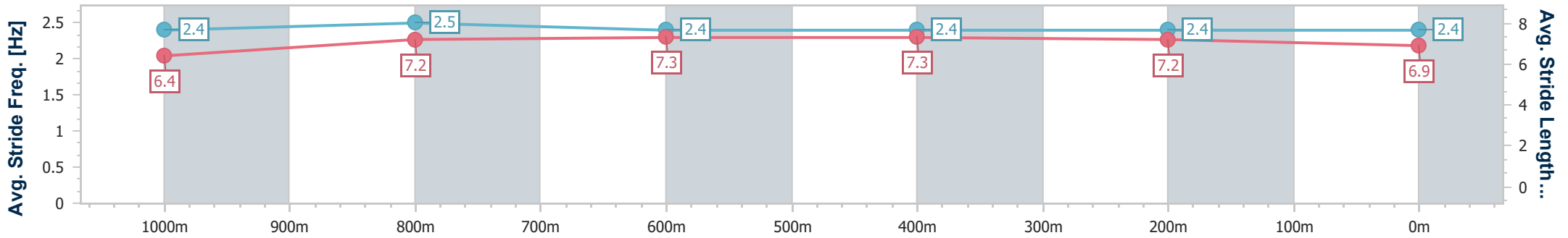
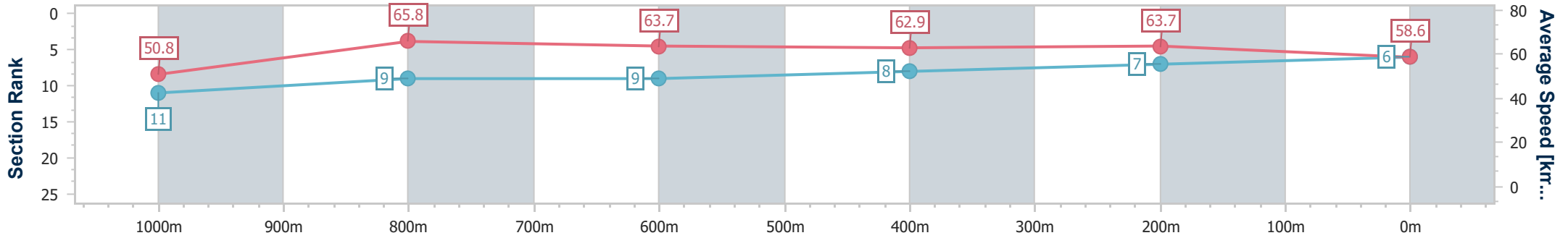
Race 4: Clayton's Towing Maiden Handicap - 1200m



29 November 2024 - 19:23

Track Rating: Soft 5, Weather: Overcast, Rail Position: +5m Entire

Section	Overall	1000m	800m	600m	400m	200m
Section Times	1:12.06 [6] (0:14.21)	0:57.85 [11] (0:11.05)	0:46.80 [9] (0:11.57)	0:35.23 [9] (0:11.68)	0:23.55 [8] (0:11.30)	0:12.25 [7] (0:12.25)
Average Speed [km/h]	50.8	65.8	63.7	62.9	63.7	58.6
Top Speed [km/h]	65.6	67.4	66.0	64.4	64.5	61.7
Avg. Dist. to Rail [m]	9.7	4.8	3.9	3.1	7.5	6.5
Avg. Stride Freq. [Hz]	2.4	2.5	2.4	2.4	2.4	2.4
Avg. Stride Length [m]	6.4	7.2	7.3	7.3	7.2	6.9



- [] Ranking at each section and finish
- .-.- No data available at this section
- NA No data available



Horse/Jockey Name	Sobute
Final Rank	7
Fastest Section Time (Section)	0:11.19 (1000m)
Top Speed [km/h] (Section)	66.5 (1000m)
Race State	Finished



Sunshine Coast QLD Professional

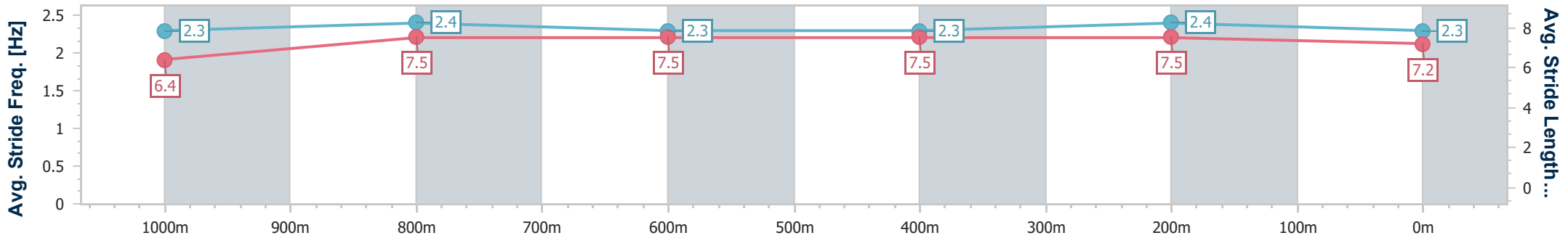
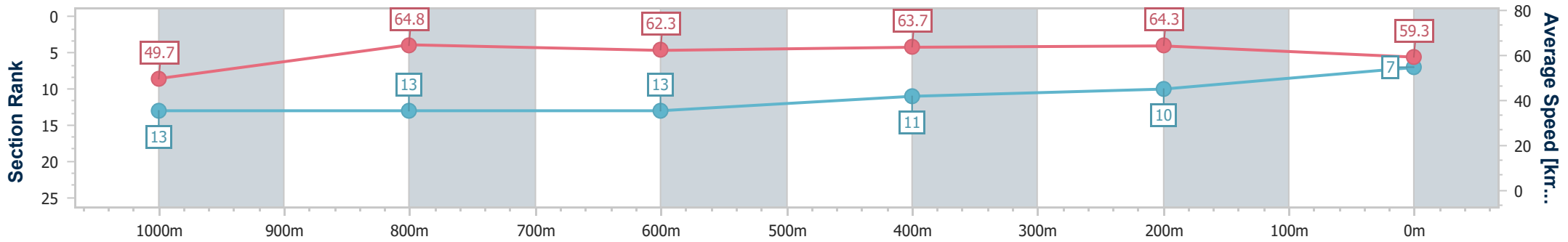
Race 4: Clayton's Towing Maiden Handicap - 1200m



29 November 2024 - 19:23

Track Rating: Soft 5, Weather: Overcast, Rail Position: +5m Entire

Section	Overall	1000m	800m	600m	400m	200m
Section Times	1:12.13 [7] (0:14.54)	0:57.59 [13] (0:11.19)	0:46.40 [13] (0:11.69)	0:34.71 [13] (0:11.36)	0:23.35 [11] (0:11.22)	0:12.13 [10]
Average Speed [km/h]	49.7	64.8	62.3	63.7	64.3	59.3
Top Speed [km/h]	63.8	66.5	64.3	64.7	64.9	63.0
Avg. Dist. to Rail [m]	8.4	3.7	1.9	1.0	2.0	2.1
Avg. Stride Freq. [Hz]	2.3	2.4	2.3	2.3	2.4	2.3
Avg. Stride Length [m]	6.4	7.5	7.5	7.5	7.5	7.2



- [] Ranking at each section and finish
- .-.- No data available at this section
- NA No data available



Horse/Jockey Name	Has Bean
Final Rank	8
Fastest Section Time (Section)	0:10.99 (1000m)
Top Speed [km/h] (Section)	68.2 (Overall)
Race State	Finished



Sunshine Coast QLD Professional

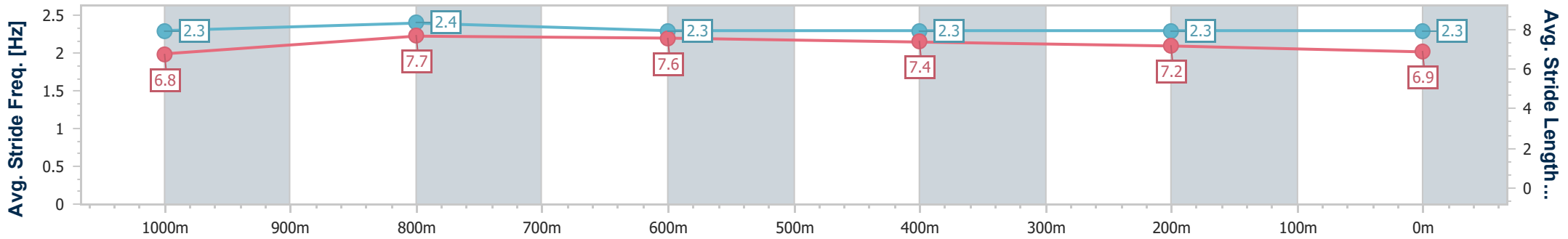
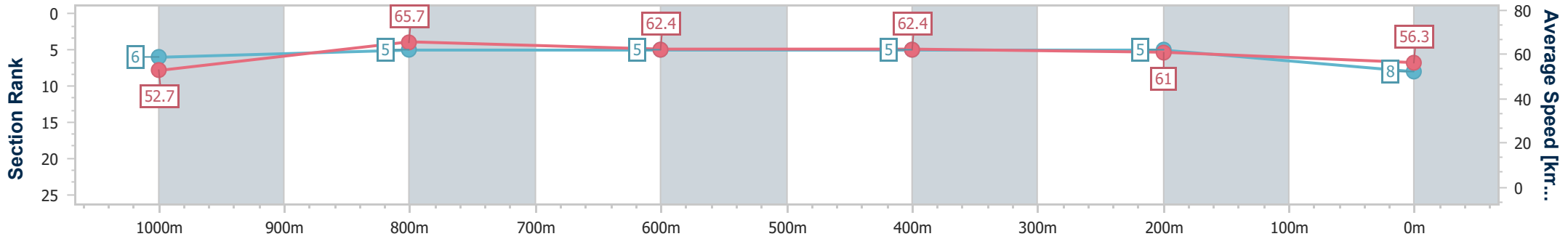
Race 4: Clayton's Towing Maiden Handicap - 1200m



29 November 2024 - 19:23

Track Rating: Soft 5, Weather: Overcast, Rail Position: +5m Entire

Section	Overall	1000m	800m	600m	400m	200m
Section Times	1:12.38 [8] (0:13.71)	0:58.67 [6] (0:10.99)	0:47.68 [5] (0:11.60)	0:36.08 [5] (0:11.48)	0:24.60 [5] (0:11.80)	0:12.80 [5] (0:12.80)
Average Speed [km/h]	52.7	65.7	62.4	62.4	61.0	56.3
Top Speed [km/h]	68.2	68.1	62.7	63.4	62.3	58.9
Avg. Dist. to Rail [m]	5.7	2.0	0.8	0.9	0.6	0.3
Avg. Stride Freq. [Hz]	2.3	2.4	2.3	2.3	2.3	2.3
Avg. Stride Length [m]	6.8	7.7	7.6	7.4	7.2	6.9



- [] Ranking at each section and finish
- .-.- No data available at this section
- NA No data available



Horse/Jockey Name	Flying Shelby
Final Rank	9
Fastest Section Time (Section)	0:10.92 (1000m)
Top Speed [km/h] (Section)	68.5 (Overall)
Race State	Finished



Sunshine Coast QLD Professional

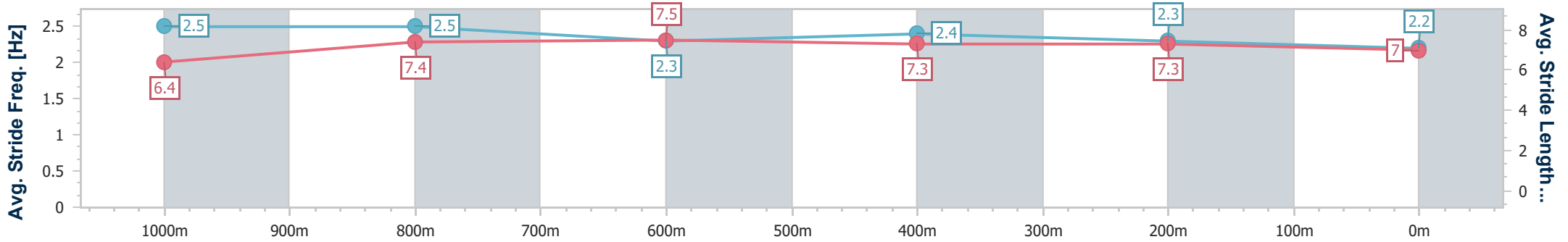
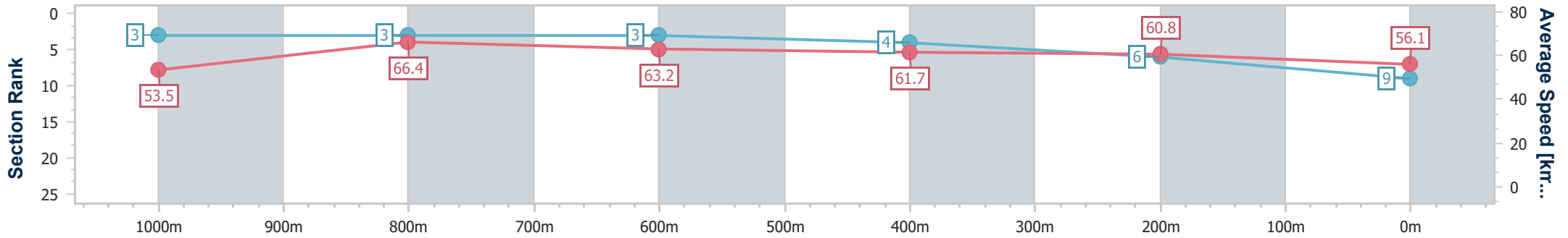
Race 4: Clayton's Towing Maiden Handicap - 1200m



29 November 2024 - 19:23

Track Rating: Soft 5, Weather: Overcast, Rail Position: +5m Entire

Section	Overall	1000m	800m	600m	400m	200m
Section Times	1:12.42 [9] (0:13.43)	0:58.99 [3] (0:10.92)	0:48.07 [3] (0:11.57)	0:36.50 [3] (0:11.82)	0:24.68 [4] (0:11.86)	0:12.82 [6] (0:12.82)
Average Speed [km/h]	53.5	66.4	63.2	61.7	60.8	56.1
Top Speed [km/h]	68.5	68.5	64.4	63.2	61.9	59.4
Avg. Dist. to Rail [m]	4.5	3.3	2.2	2.5	4.7	5.6
Avg. Stride Freq. [Hz]	2.5	2.5	2.3	2.4	2.3	2.2
Avg. Stride Length [m]	6.4	7.4	7.5	7.3	7.3	7.0



- [] Ranking at each section and finish
- .-.- No data available at this section
- NA No data available



Horse/Jockey Name	Land Bank
Final Rank	10
Fastest Section Time (Section)	0:11.08 (1000m)
Top Speed [km/h] (Section)	66.2 (1000m)
Race State	Finished



Sunshine Coast QLD Professional

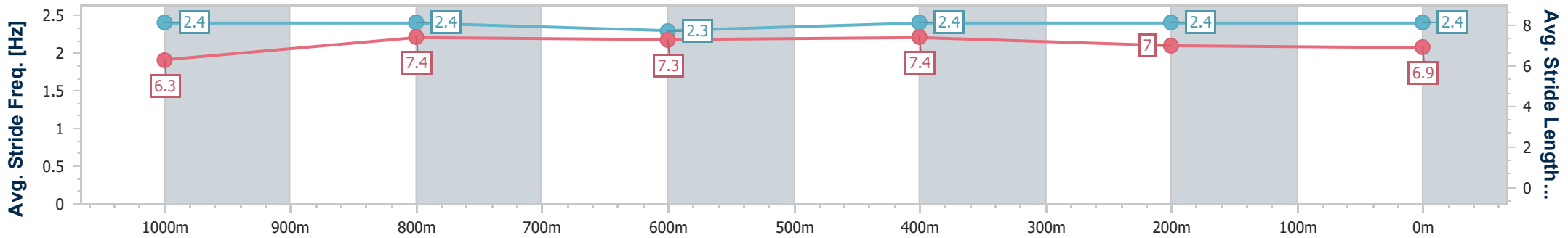
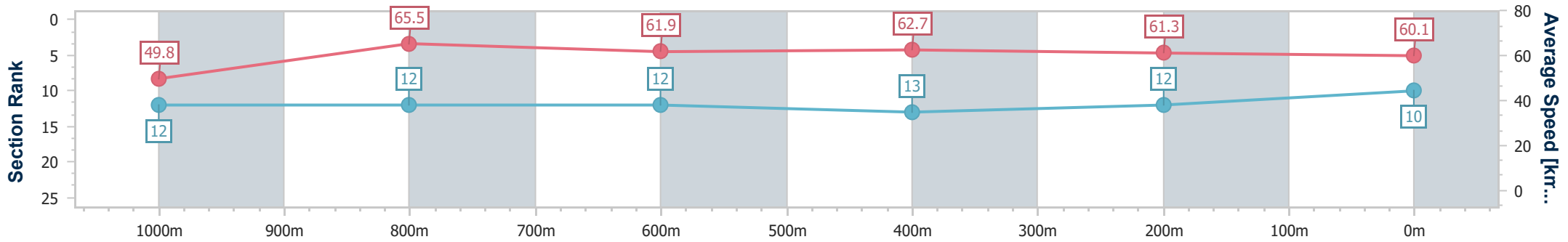
Race 4: Clayton's Towing Maiden Handicap - 1200m



29 November 2024 - 19:23

Track Rating: Soft 5, Weather: Overcast, Rail Position: +5m Entire

Section	Overall	1000m	800m	600m	400m	200m
Section Times	1:12.65 [10] (0:14.50)	0:58.15 [12] (0:11.08)	0:47.07 [12] (0:11.76)	0:35.31 [12] (0:11.58)	0:23.73 [13] (0:11.78)	0:11.95 [12] (0:11.95)
Average Speed [km/h]	49.8	65.5	61.9	62.7	61.3	60.1
Top Speed [km/h]	66.0	66.2	63.6	63.6	64.2	63.8
Avg. Dist. to Rail [m]	9.2	2.6	2.2	1.5	1.3	0.6
Avg. Stride Freq. [Hz]	2.4	2.4	2.3	2.4	2.4	2.4
Avg. Stride Length [m]	6.3	7.4	7.3	7.4	7.0	6.9



- [] Ranking at each section and finish
- .-.- No data available at this section
- NA No data available



Horse/Jockey Name	Shadow Cruiser
Final Rank	11
Fastest Section Time (Section)	0:11.03 (1000m)
Top Speed [km/h] (Section)	67.6 (1000m)
Race State	Finished



Sunshine Coast QLD Professional

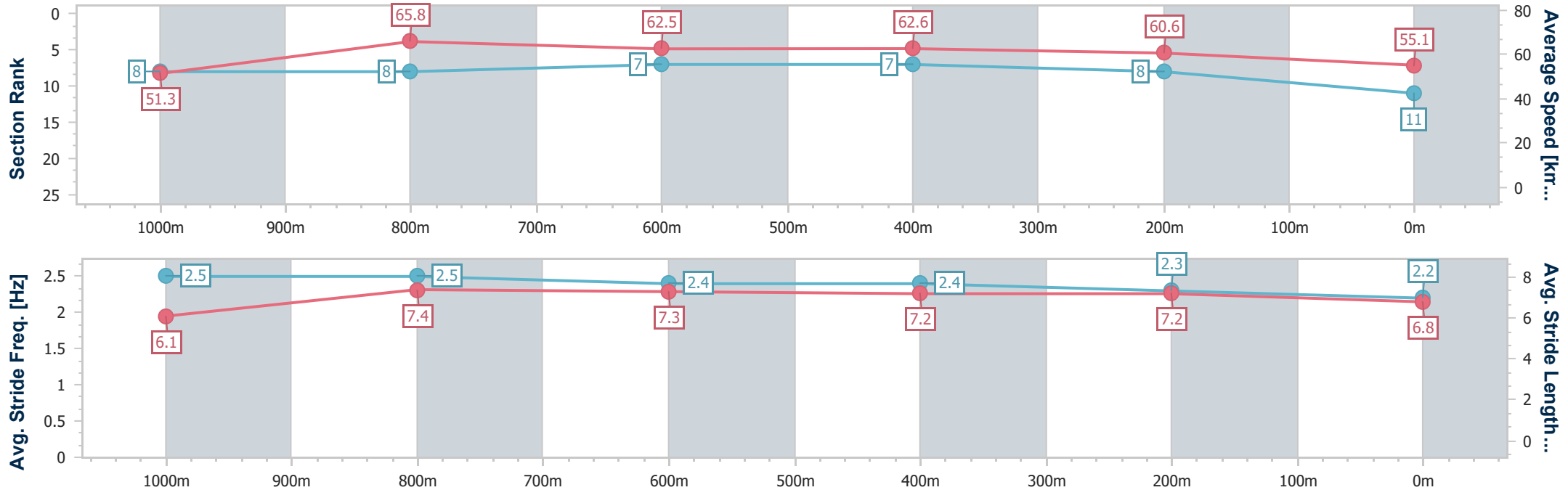
Race 4: Clayton's Towing Maiden Handicap - 1200m



29 November 2024 - 19:23

Track Rating: Soft 5, Weather: Overcast, Rail Position: +5m Entire

Section	Overall	1000m	800m	600m	400m	200m
Section Times	1:12.99 [11] (0:14.02)	0:58.97 [8] (0:11.03)	0:47.94 [8] (0:11.49)	0:36.45 [7] (0:11.52)	0:24.93 [7] (0:11.87)	0:13.06 [8] (0:13.06)
Average Speed [km/h]	51.3	65.8	62.5	62.6	60.6	55.1
Top Speed [km/h]	67.2	67.6	64.1	63.7	62.5	58.8
Avg. Dist. to Rail [m]	9.2	3.1	0.5	0.5	2.8	3.4
Avg. Stride Freq. [Hz]	2.5	2.5	2.4	2.4	2.3	2.2
Avg. Stride Length [m]	6.1	7.4	7.3	7.2	7.2	6.8



- [] Ranking at each section and finish
- .-.- No data available at this section
- NA No data available



Horse/Jockey Name	Key Component
Final Rank	12
Fastest Section Time (Section)	0:11.24 (1000m)
Top Speed [km/h] (Section)	65.7 (1000m)
Race State	Finished



Sunshine Coast QLD Professional

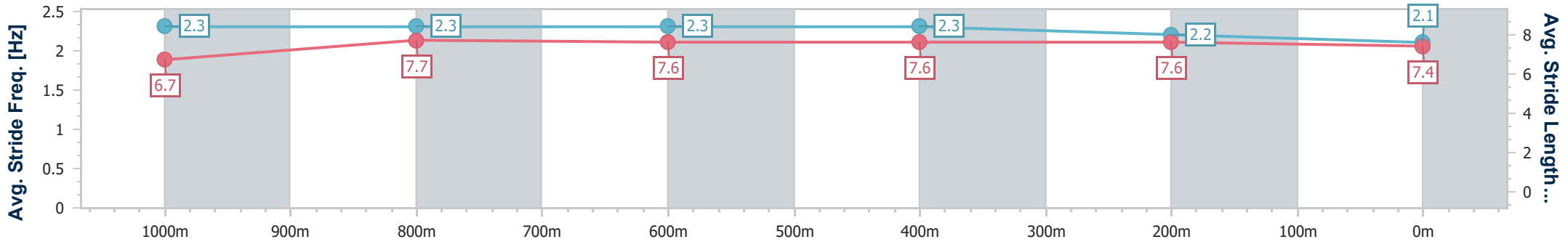
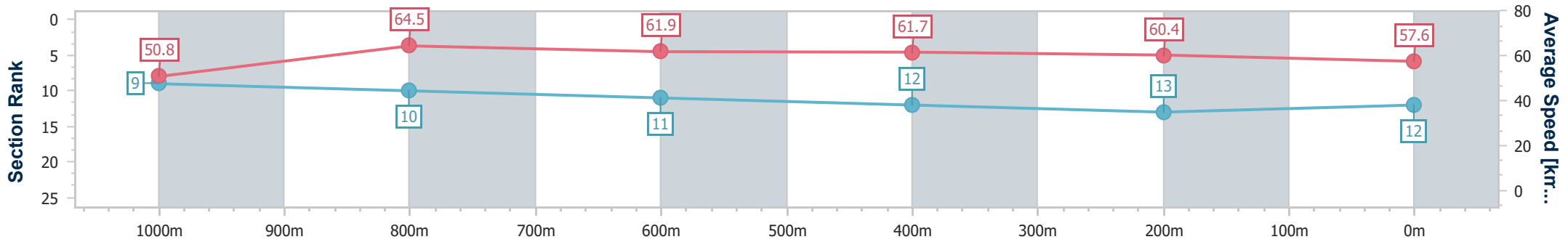
Race 4: Clayton's Towing Maiden Handicap - 1200m



29 November 2024 - 19:23

Track Rating: Soft 5, Weather: Overcast, Rail Position: +5m Entire

Section	Overall	1000m	800m	600m	400m	200m
Section Times	1:13.28 [12] (0:14.18)	0:59.10 [9] (0:11.24)	0:47.86 [10] (0:11.74)	0:36.12 [11] (0:11.68)	0:24.44 [12] (0:11.94)	0:12.50 [13] (0:12.50)
Average Speed [km/h]	50.8	64.5	61.9	61.7	60.4	57.6
Top Speed [km/h]	64.5	65.7	62.6	62.3	61.6	61.1
Avg. Dist. to Rail [m]	5.4	2.5	1.3	0.7	2.2	3.3
Avg. Stride Freq. [Hz]	2.3	2.3	2.3	2.3	2.2	2.1
Avg. Stride Length [m]	6.7	7.7	7.6	7.6	7.6	7.4



- [] Ranking at each section and finish
- .-.- No data available at this section
- NA No data available



Horse/Jockey Name	The Cops
Final Rank	13
Fastest Section Time (Section)	0:11.32 (1000m)
Top Speed [km/h] (Section)	66.9 (Overall)
Race State	Finished



Sunshine Coast QLD Professional

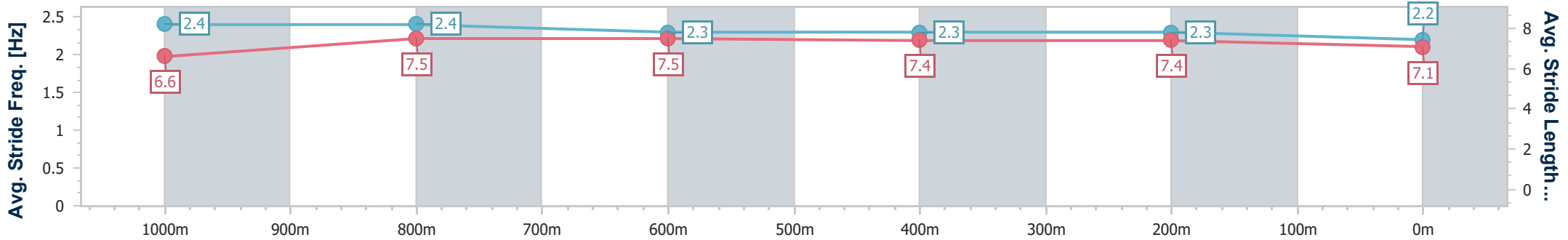
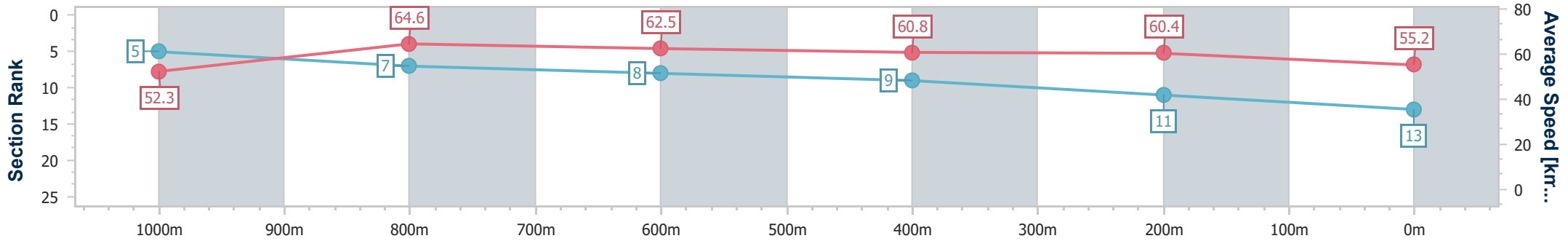
Race 4: Clayton's Towing Maiden Handicap - 1200m



29 November 2024 - 19:23

Track Rating: Soft 5, Weather: Overcast, Rail Position: +5m Entire

Section	Overall	1000m	800m	600m	400m	200m
Section Times	1:13.61 [13] (0:13.65)	0:59.96 [5] (0:11.32)	0:48.64 [7] (0:11.69)	0:36.95 [8] (0:11.96)	0:24.99 [9] (0:11.94)	0:13.05 [11] (0:13.05)
Average Speed [km/h]	52.3	64.6	62.5	60.8	60.4	55.2
Top Speed [km/h]	66.9	66.7	63.7	61.8	61.3	58.2
Avg. Dist. to Rail [m]	8.7	5.1	2.7	1.9	4.0	4.7
Avg. Stride Freq. [Hz]	2.4	2.4	2.3	2.3	2.3	2.2
Avg. Stride Length [m]	6.6	7.5	7.5	7.4	7.4	7.1



- [] Ranking at each section and finish
- .-.- No data available at this section
- NA No data available