

Track Rating: Soft 5, Weather: Overcast, Rail Position: +5m Entire

Section												Last 600m	
Field Times		Overall	1200m	1000m	800m	600m	400m						0:35.57
		1:24.14 (0:13.90)	1:10.24 (0:11.09)	0:59.15 (0:11.47)	0:47.68 (0:12.11)	0:35.57 (0:12.21)	0:23.36 (0:11.46)						
Rank	TAB	Horse/Jockey	Barrier	Top Speed [km/h]	Fastest Section	Overall	1200m	1000m	800m	600m	400m	Last 600m	Distance Travelled [m]
1	5	CHARLIE'S CASE Jace McMurray	3	65.2 1200m	0:11.22 1200m	1:24.14 [1] (0:13.90)	1:10.24 [1] (0:11.22)	0:59.02 [2] (0:11.66)	0:47.36 [2] (0:12.08)	0:35.28 [2] (0:11.93)	0:23.35 [2] (0:11.45)	0:35.28	
2	12	LAVONI Samantha Collett	10	66.4 400m	0:11.10 400m	1:24.36 [2] (0:14.47)	1:09.89 [10] (0:11.45)	0:58.44 [9] (0:11.47)	0:46.97 [8] (0:11.98)	0:34.99 [7] (0:11.87)	0:23.12 [7] (0:11.10)	0:34.99	+10
3	2	PENTITO Corey Sutherland	7	64.0 1000m	0:11.37 400m	1:24.55 [3] (0:14.22)	1:10.33 [7] (0:11.61)	0:58.72 [8] (0:11.61)	0:47.11 [9] (0:12.03)	0:35.08 [10] (0:11.96)	0:23.12 [10] (0:11.37)	0:35.08	+2
4	18	EL KABONG Jason Taylor	17	65.3 400m	0:11.20 400m	1:24.60 [4] (0:14.60)	1:10.00 [11] (0:11.51)	0:58.49 [11] (0:11.66)	0:46.83 [12] (0:11.98)	0:34.85 [12] (0:11.79)	0:23.06 [12] (0:11.20)	0:34.85	+5
5	4	BARELLO Corey Bayliss	1	64.3 1200m	0:11.36 1200m	1:24.90 [5] (0:14.13)	1:10.77 [6] (0:11.36)	0:59.41 [6] (0:11.58)	0:47.83 [5] (0:12.00)	0:35.83 [4] (0:11.88)	0:23.95 [4] (0:11.57)	0:35.83	+0
6	10	FEARLESS THINKING Damien Thornton	13	65.8 1200m	0:11.20 1200m	1:24.93 [6] (0:14.12)	1:10.81 [5] (0:11.20)	0:59.61 [3] (0:11.58)	0:48.03 [3] (0:12.02)	0:36.01 [3] (0:11.99)	0:24.02 [3] (0:11.58)	0:36.01	+7
7	8	COMMANDMENT Ron Stewart	9	65.4 Overall	0:11.27 1200m	1:24.96 [7] (0:14.06)	1:10.90 [3] (0:11.27)	0:59.63 [4] (0:11.62)	0:48.01 [4] (0:12.17)	0:35.84 [5] (0:11.99)	0:23.85 [6] (0:11.57)	0:35.84	+5
8	3	TREASURER Nikita Beriman	14	65.6 1200m	0:11.21 1200m	1:24.96 [8] (0:14.22)	1:10.74 [8] (0:11.21)	0:59.53 [5] (0:11.64)	0:47.89 [6] (0:12.06)	0:35.83 [6] (0:11.97)	0:23.86 [5] (0:11.33)	0:35.83	+6
9	7	AUTUNNO Dan McGillivray	11	65.2 400m	0:11.34 400m	1:25.05 [9] (0:14.66)	1:10.39 [12] (0:11.45)	0:58.94 [12] (0:11.56)	0:47.38 [11] (0:11.94)	0:35.44 [11] (0:11.90)	0:23.54 [11] (0:11.34)	0:35.44	+3
10	14	CHANCE WITH WOLVES Dale Smith	4	64.7 1200m	0:11.42 1200m	1:25.54 [10] (0:14.10)	1:11.44 [4] (0:11.42)	1:00.02 [7] (0:11.78)	0:48.24 [7] (0:12.09)	0:36.15 [8] (0:11.88)	0:24.27 [8] (0:11.77)	0:36.15	+3

Scratched: Kubwa (#9), Maxie Tap (#15), Araminta (#11), Reel Wild (#13), Queen Air (#1), Skywriter (#6)



Sunshine Coast QLD Professional
Race 5: GUIDE DOGS. Class 3 Handicap - 1400m
29 November 2024 - 19:55



Track Rating: Soft 5, Weather: Overcast, Rail Position: +5m Entire

Section		Overall	1200m	1000m	800m	600m	400m	Last 600m
Field Times		1:24.14 (0:13.90)	1:10.24 (0:11.09)	0:59.15 (0:11.47)	0:47.68 (0:12.11)	0:35.57 (0:12.21)	0:23.36 (0:11.46)	0:35.57

Rank	TAB	Horse/Jockey	Barrier	Top Speed [km/h]	Fastest Section	Overall	1200m	1000m	800m	600m	400m	Last 600m	Distance Travelled [m]
11	16	LYNDALL	8	63.2	0:11.59	1:25.72 [11]	1:11.39 [9]	0:59.79 [10]	0:48.20 [10]	0:36.29 [9]	0:24.45 [8]	0:36.29	+1
		Robbie Dolan		400m	1000m	(0:14.33)	(0:11.60)	(0:11.59)	(0:11.91)	(0:11.84)	(0:11.64)		
12	17	INDENTED HEAD	12	66.9	0:11.07	1:26.17 [12]	1:12.25 [2]	1:01.18 [1]	0:49.71 [1]	0:37.60 [1]	0:25.39 [1]	0:37.60	-2
		Karl Zechner		1200m	1200m	(0:13.92)	(0:11.07)	(0:11.47)	(0:12.11)	(0:12.21)	(0:12.29)		

Scratched: Kubwa (#9), Maxie Tap (#15), Araminta (#11), Reel Wild (#13), Queen Air (#1), Skywriter (#6)

[] Ranking at each section and finish
 -:-:-:- No data available at this section
 NA No data available

SCN Saddle cloth number
 DNF Did not finish
 DNT Did not track



Sunshine Coast QLD Professional
Race 5: GUIDE DOGS. Class 3 Handicap - 1400m
29 November 2024 - 19:55



Track Rating: Soft 5, Weather: Overcast, Rail Position: +5m Entire

Section							200m			Last 600m
Field Times							0:11.90			0:35.57
							(0:11.90)			
Rank	TAB	Horse/Jockey	Barrier	Top Speed [km/h]	Fastest Section	Margin			Distance Travelled [m]	
1	5	CHARLIE'S CASE	3	65.2	0:11.22	0:11.90 [1]	1:24.14		0:35.28	
		Jace McMurray		1200m	1200m	(0:11.90)				
2	12	LAVONI	10	66.4	0:11.10	0:12.02 [2]	1.3L		0:34.99 +10	
		Samantha Collett		400m	400m	(0:12.02)				
3	2	PENTITO	7	64.0	0:11.37	0:11.75 [8]	2.3L		0:35.08 +2	
		Corey Sutherland		1000m	400m	(0:11.75)				
4	18	EL KABONG	17	65.3	0:11.20	0:11.86 [7]	2.5L		0:34.85 +5	
		Jason Taylor		400m	400m	(0:11.86)				
5	4	BARELLO	1	64.3	0:11.36	0:12.38 [5]	4L		0:35.83 +0	
		Corey Bayliss		1200m	1200m	(0:12.38)				
6	10	FEARLESS THINKING	13	65.8	0:11.20	0:12.44 [4]	4.2L		0:36.01 +7	
		Damien Thornton		1200m	1200m	(0:12.44)				
7	8	COMMANDMENT	9	65.4	0:11.27	0:12.28 [6]	4.3L		0:35.84 +5	
		Ron Stewart		Overall	1200m	(0:12.28)				
8	3	TREASURER	14	65.6	0:11.21	0:12.53 [3]	4.4L		0:35.83 +6	
		Nikita Beriman		1200m	1200m	(0:12.53)				
9	7	AUTUNNO	11	65.2	0:11.34	0:12.20 [9]	4.8L		0:35.44 +3	
		Dan McGillivray		400m	400m	(0:12.20)				
10	14	CHANCE WITH WOLVES	4	64.7	0:11.42	0:12.50 [11]	7.6L		0:36.15 +3	
		Dale Smith		1200m	1200m	(0:12.50)				

Scratched: Kubwa (#9), Maxie Tap (#15), Araminta (#11), Reel Wild (#13), Queen Air (#1), Skywriter (#6)

[] Ranking at each section and finish
 -:-:- No data available at this section
 NA No data available

SCN Saddle cloth number
 DNF Did not finish
 DNT Did not track



Sunshine Coast QLD Professional
Race 5: GUIDE DOGS. Class 3 Handicap - 1400m
 29 November 2024 - 19:55



Track Rating: Soft 5, Weather: Overcast, Rail Position: +5m Entire

Section				200m				Last 600m		
Field Times				0:11.90 (0:11.90)				0:35.57		
Rank	TAB	Horse/Jockey	Barrier	Top Speed [km/h]	Fastest Section	Margin			Distance Travelled [m]	
11	16	LYNDALL	8	63.2	0:11.59	0:12.81 [10]	8.6L		0:36.29	+1
		Robbie Dolan		400m	1000m	(0:12.81)				
12	17	INDENTED HEAD	12	66.9	0:11.07	0:13.10 [12]	11.1L		0:37.60	-2
		Karl Zechner		1200m	1200m	(0:13.10)				

Scratched: Kubwa (#9), Maxie Tap (#15), Araminta (#11), Reel Wild (#13), Queen Air (#1), Skywriter (#6)

[] Ranking at each section and finish
 -:-:- No data available at this section
 NA No data available

SCN Saddle cloth number
 DNF Did not finish
 DNT Did not track



Horse/Jockey Name	Charlie's Case
Final Rank	1
Fastest Section Time (Section)	0:11.22 (1200m)
Top Speed [km/h] (Section)	65.2 (1200m)
Race State	Finished



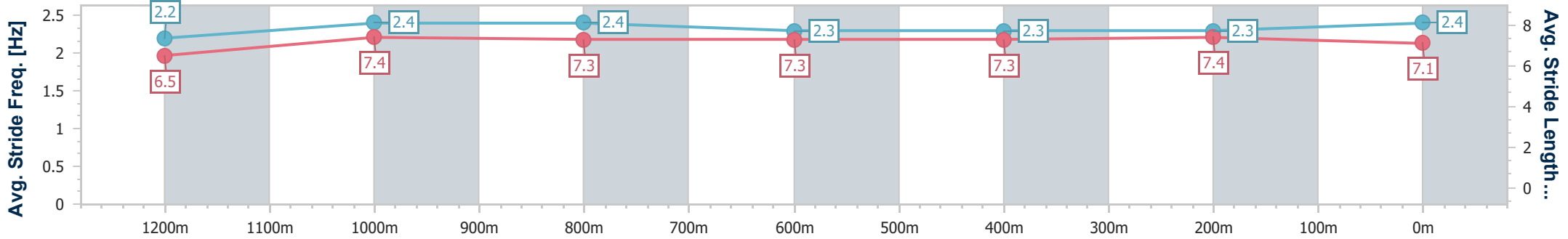
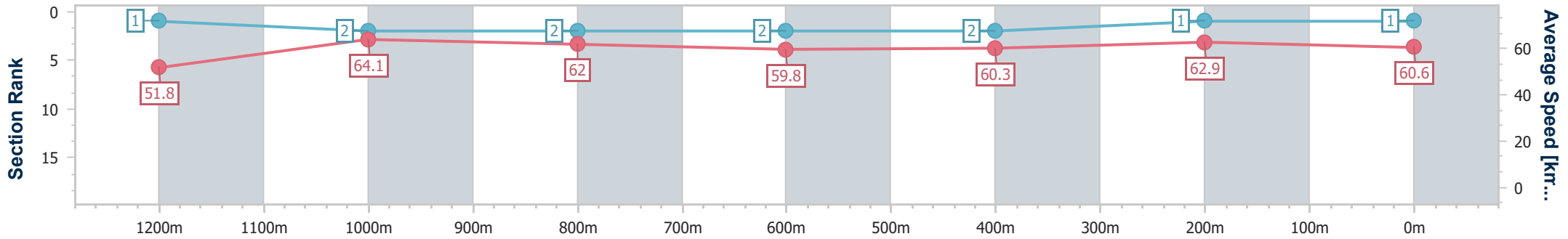
Sunshine Coast QLD Professional
Race 5: GUIDE DOGS. Class 3 Handicap - 1400m



29 November 2024 - 19:55

Track Rating: Soft 5, Weather: Overcast, Rail Position: +5m Entire

Section	Overall	1200m	1000m	800m	600m	400m	200m
Section Times	1:24.14 [1] (0:13.90)	1:10.24 [1] (0:11.22)	0:59.02 [2] (0:11.66)	0:47.36 [2] (0:12.08)	0:35.28 [2] (0:11.93)	0:23.35 [2] (0:11.45)	0:11.90 [1] (0:11.90)
Average Speed [km/h]	51.8	64.1	62.0	59.8	60.3	62.9	60.6
Top Speed [km/h]	64.6	65.2	63.6	60.1	61.9	64.2	63.3
Avg. Dist. to Rail [m]	4.7	3.2	1.7	0.6	0.2	1.2	2.8
Avg. Stride Freq. [Hz]	2.2	2.4	2.4	2.3	2.3	2.3	2.4
Avg. Stride Length [m]	6.5	7.4	7.3	7.3	7.3	7.4	7.1



- [] Ranking at each section and finish
- .-.- No data available at this section
- NA No data available



Horse/Jockey Name	Lavoni
Final Rank	2
Fastest Section Time (Section)	0:11.10 (400m)
Top Speed [km/h] (Section)	66.4 (400m)
Race State	Finished



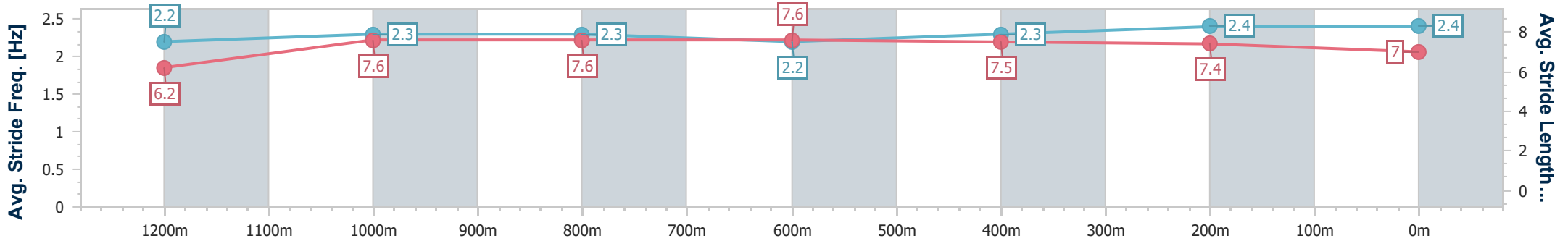
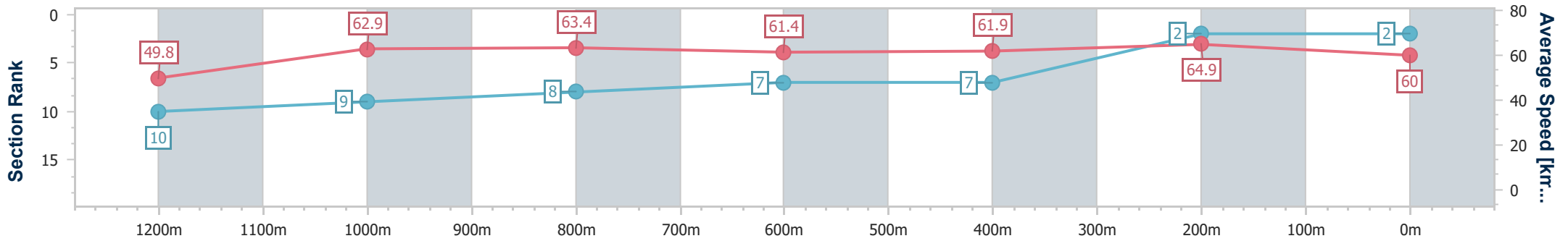
Sunshine Coast QLD Professional
Race 5: GUIDE DOGS. Class 3 Handicap - 1400m



29 November 2024 - 19:55

Track Rating: Soft 5, Weather: Overcast, Rail Position: +5m Entire

Section	Overall	1200m	1000m	800m	600m	400m	200m
Section Times	1:24.36 [2] (0:14.47)	1:09.89 [10] (0:11.45)	0:58.44 [9] (0:11.47)	0:46.97 [8] (0:11.98)	0:34.99 [7] (0:11.87)	0:23.12 [7] (0:11.10)	0:12.02 [2] (0:12.02)
Average Speed [km/h]	49.8	62.9	63.4	61.4	61.9	64.9	60.0
Top Speed [km/h]	61.1	63.8	64.1	63.0	64.5	66.4	63.1
Avg. Dist. to Rail [m]	9.4	6.2	3.9	3.7	3.9	5.4	5.3
Avg. Stride Freq. [Hz]	2.2	2.3	2.3	2.2	2.3	2.4	2.4
Avg. Stride Length [m]	6.2	7.6	7.6	7.6	7.5	7.4	7.0



- [] Ranking at each section and finish
- .-.- No data available at this section
- NA No data available



Horse/Jockey Name	Pentito
Final Rank	3
Fastest Section Time (Section)	0:11.37 (400m)
Top Speed [km/h] (Section)	64.0 (1000m)
Race State	Finished



Sunshine Coast QLD Professional

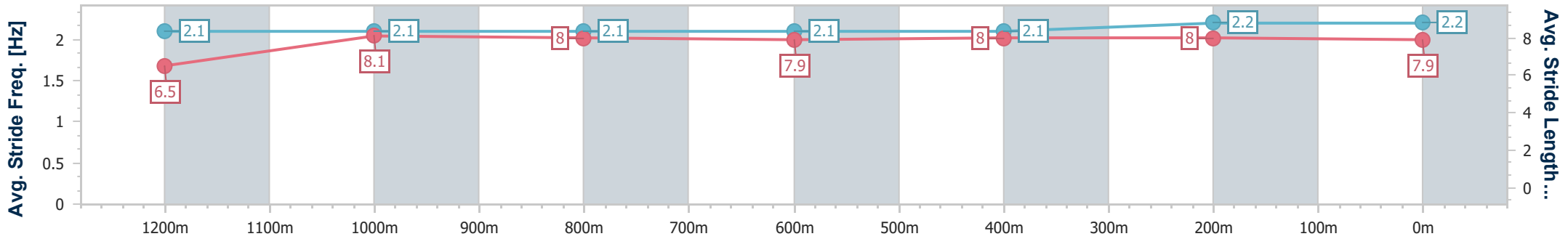
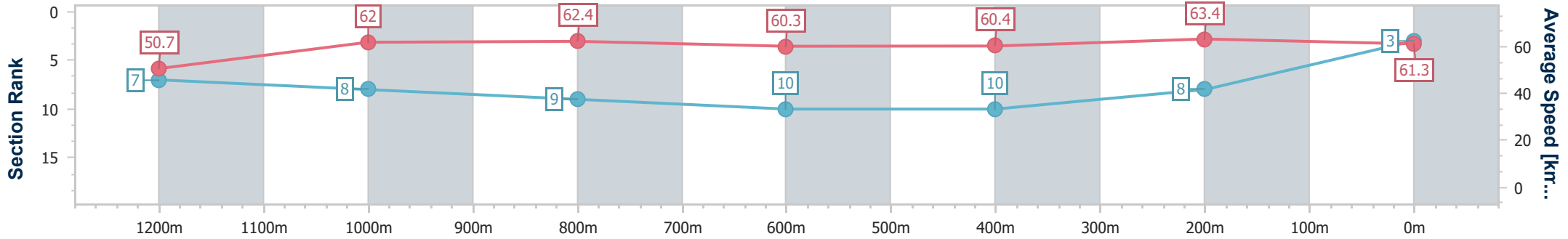
Race 5: GUIDE DOGS. Class 3 Handicap - 1400m



29 November 2024 - 19:55

Track Rating: Soft 5, Weather: Overcast, Rail Position: +5m Entire

Section	Overall	1200m	1000m	800m	600m	400m	200m
Section Times	1:24.55 [3] (0:14.22)	1:10.33 [7] (0:11.61)	0:58.72 [8] (0:11.61)	0:47.11 [9] (0:12.03)	0:35.08 [10] (0:11.96)	0:23.12 [10] (0:11.37)	0:11.75 [8] (0:11.75)
Average Speed [km/h]	50.7	62.0	62.4	60.3	60.4	63.4	61.3
Top Speed [km/h]	63.2	62.5	64.0	61.2	62.9	64.0	63.2
Avg. Dist. to Rail [m]	6.7	3.8	2.3	1.1	0.6	4.8	7.4
Avg. Stride Freq. [Hz]	2.1	2.1	2.1	2.1	2.1	2.2	2.2
Avg. Stride Length [m]	6.5	8.1	8.0	7.9	8.0	8.0	7.9



- [] Ranking at each section and finish
- .-.- No data available at this section
- NA No data available



Horse/Jockey Name	El Kabong
Final Rank	4
Fastest Section Time (Section)	0:11.20 (400m)
Top Speed [km/h] (Section)	65.3 (400m)
Race State	Finished



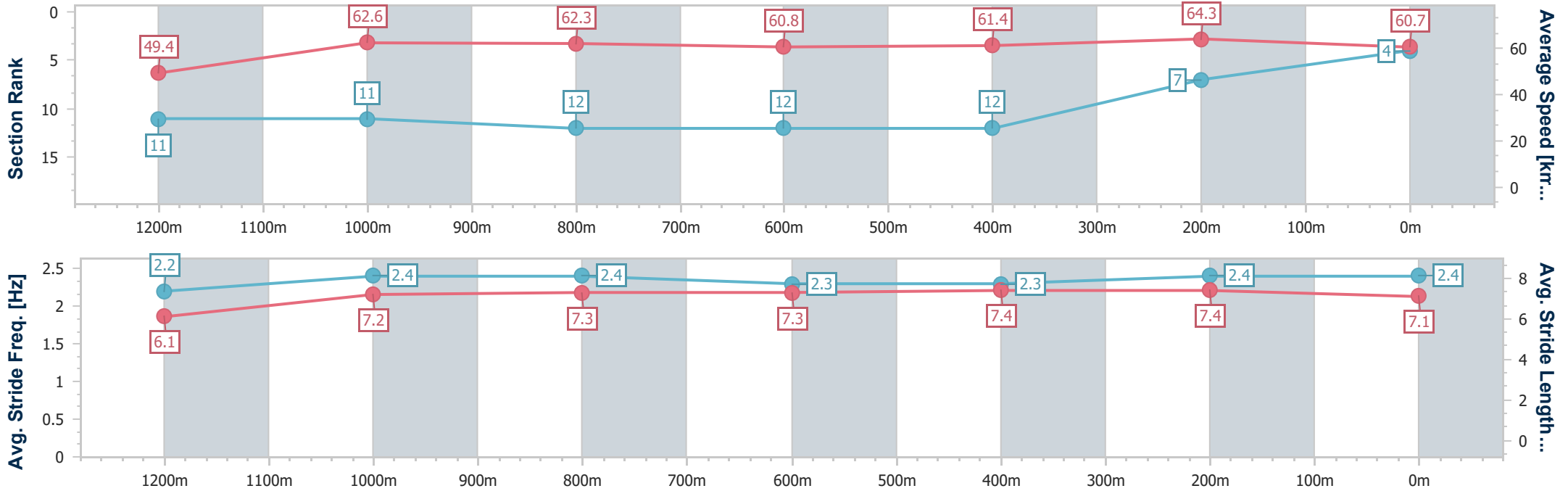
Sunshine Coast QLD Professional
Race 5: GUIDE DOGS. Class 3 Handicap - 1400m



29 November 2024 - 19:55

Track Rating: Soft 5, Weather: Overcast, Rail Position: +5m Entire

Section	Overall	1200m	1000m	800m	600m	400m	200m
Section Times	1:24.60 [4] (0:14.60)	1:10.00 [11] (0:11.51)	0:58.49 [11] (0:11.66)	0:46.83 [12] (0:11.98)	0:34.85 [12] (0:11.79)	0:23.06 [12] (0:11.20)	0:11.86 [7] (0:11.86)
Average Speed [km/h]	49.4	62.6	62.3	60.8	61.4	64.3	60.7
Top Speed [km/h]	62.1	63.5	64.1	62.8	63.4	65.3	63.3
Avg. Dist. to Rail [m]	12.3	5.1	3.5	1.9	0.9	4.2	6.8
Avg. Stride Freq. [Hz]	2.2	2.4	2.4	2.3	2.3	2.4	2.4
Avg. Stride Length [m]	6.1	7.2	7.3	7.3	7.4	7.4	7.1



- [] Ranking at each section and finish
- .-.- No data available at this section
- NA No data available



Horse/Jockey Name	Barello
Final Rank	5
Fastest Section Time (Section)	0:11.36 (1200m)
Top Speed [km/h] (Section)	64.3 (1200m)
Race State	Finished



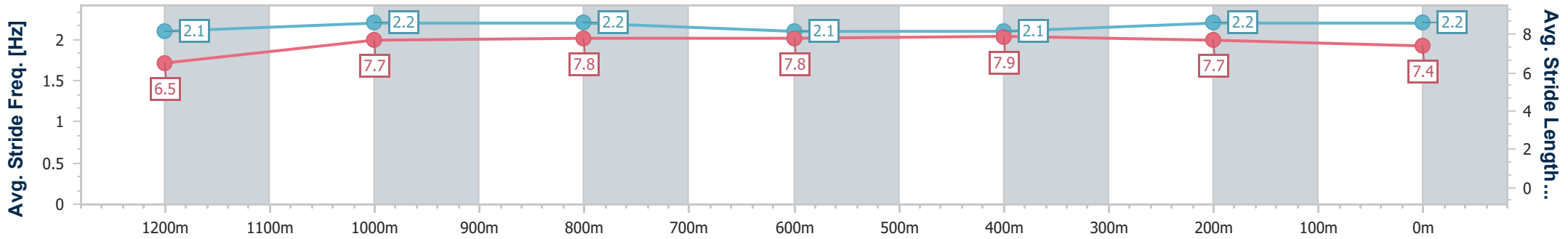
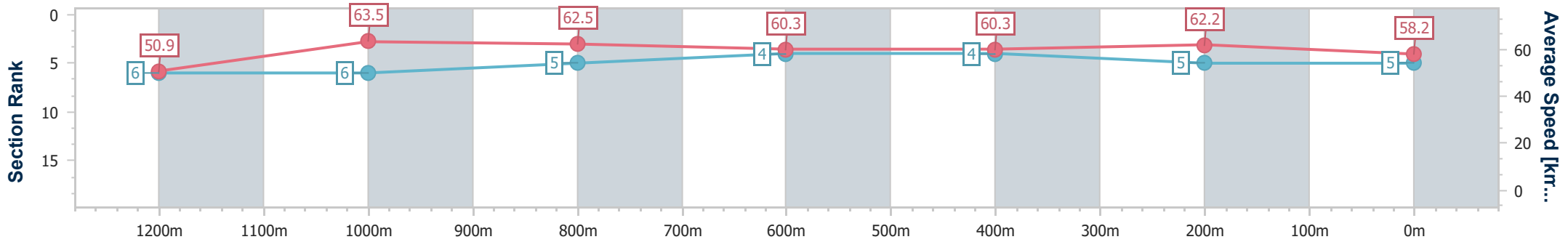
Sunshine Coast QLD Professional
Race 5: GUIDE DOGS. Class 3 Handicap - 1400m



29 November 2024 - 19:55

Track Rating: Soft 5, Weather: Overcast, Rail Position: +5m Entire

Section	Overall	1200m	1000m	800m	600m	400m	200m
Section Times	1:24.90 [5] (0:14.13)	1:10.77 [6] (0:11.36)	0:59.41 [6] (0:11.58)	0:47.83 [5] (0:12.00)	0:35.83 [4] (0:11.88)	0:23.95 [4] (0:11.57)	0:12.38 [5] (0:12.38)
Average Speed [km/h]	50.9	63.5	62.5	60.3	60.3	62.2	58.2
Top Speed [km/h]	63.0	64.3	63.7	61.0	61.7	62.8	61.2
Avg. Dist. to Rail [m]	3.4	2.5	2.1	1.0	0.9	0.6	0.8
Avg. Stride Freq. [Hz]	2.1	2.2	2.2	2.1	2.1	2.2	2.2
Avg. Stride Length [m]	6.5	7.7	7.8	7.8	7.9	7.7	7.4



- [] Ranking at each section and finish
- .-.- No data available at this section
- NA No data available



Horse/Jockey Name	Fearless Thinking
Final Rank	6
Fastest Section Time (Section)	0:11.20 (1200m)
Top Speed [km/h] (Section)	65.8 (1200m)
Race State	Finished



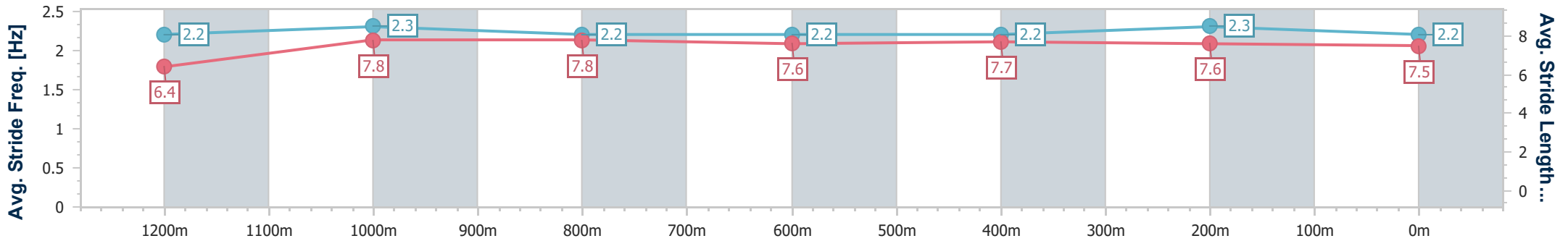
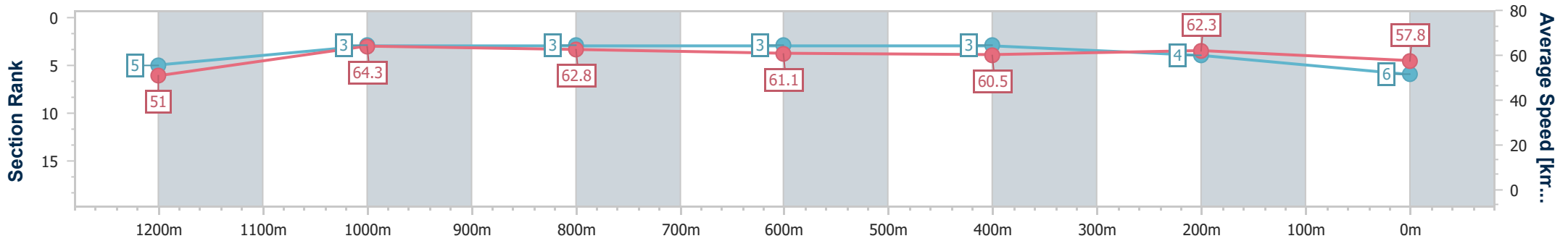
Sunshine Coast QLD Professional
Race 5: GUIDE DOGS. Class 3 Handicap - 1400m



29 November 2024 - 19:55

Track Rating: Soft 5, Weather: Overcast, Rail Position: +5m Entire

Section	Overall	1200m	1000m	800m	600m	400m	200m
Section Times	1:24.93 [6] (0:14.12)	1:10.81 [5] (0:11.20)	0:59.61 [3] (0:11.58)	0:48.03 [3] (0:12.02)	0:36.01 [3] (0:11.99)	0:24.02 [3] (0:11.58)	0:12.44 [4] (0:12.44)
Average Speed [km/h]	51.0	64.3	62.8	61.1	60.5	62.3	57.8
Top Speed [km/h]	63.7	65.8	64.2	61.6	62.0	62.9	60.4
Avg. Dist. to Rail [m]	12.0	7.0	4.4	3.2	1.5	3.0	2.5
Avg. Stride Freq. [Hz]	2.2	2.3	2.2	2.2	2.2	2.3	2.2
Avg. Stride Length [m]	6.4	7.8	7.8	7.6	7.7	7.6	7.5



- [] Ranking at each section and finish
- .-.- No data available at this section
- NA No data available



Horse/Jockey Name	Commandment
Final Rank	7
Fastest Section Time (Section)	0:11.27 (1200m)
Top Speed [km/h] (Section)	65.4 (Overall)
Race State	Finished



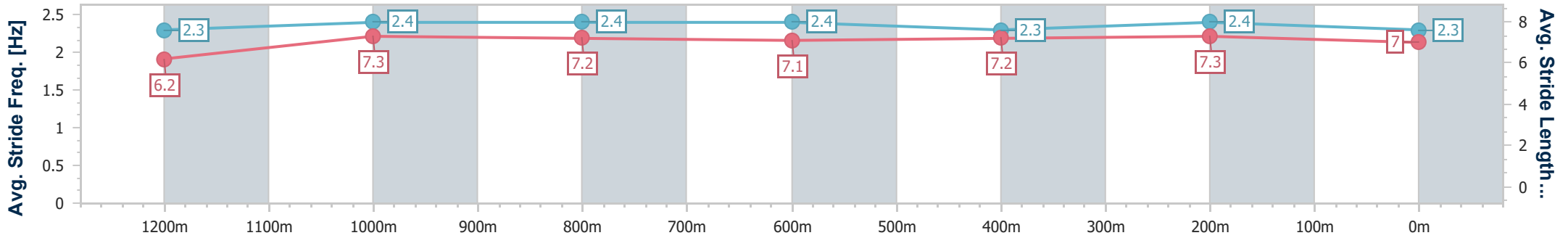
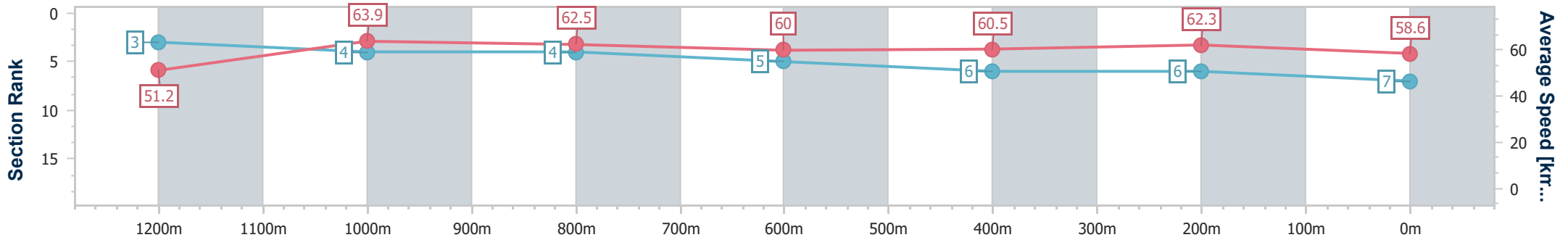
Sunshine Coast QLD Professional
Race 5: GUIDE DOGS. Class 3 Handicap - 1400m



29 November 2024 - 19:55

Track Rating: Soft 5, Weather: Overcast, Rail Position: +5m Entire

Section	Overall	1200m	1000m	800m	600m	400m	200m
Section Times	1:24.96 [7] (0:14.06)	1:10.90 [3] (0:11.27)	0:59.63 [4] (0:11.62)	0:48.01 [4] (0:12.17)	0:35.84 [5] (0:11.99)	0:23.85 [6] (0:11.57)	0:12.28 [6] (0:12.28)
Average Speed [km/h]	51.2	63.9	62.5	60.0	60.5	62.3	58.6
Top Speed [km/h]	65.4	65.1	64.1	60.9	62.2	63.3	61.2
Avg. Dist. to Rail [m]	8.6	5.1	3.6	2.4	1.3	1.9	1.3
Avg. Stride Freq. [Hz]	2.3	2.4	2.4	2.4	2.3	2.4	2.3
Avg. Stride Length [m]	6.2	7.3	7.2	7.1	7.2	7.3	7.0



- [] Ranking at each section and finish
- .-.- No data available at this section
- NA No data available



Horse/Jockey Name	Treasurer
Final Rank	8
Fastest Section Time (Section)	0:11.21 (1200m)
Top Speed [km/h] (Section)	65.6 (1200m)
Race State	Finished



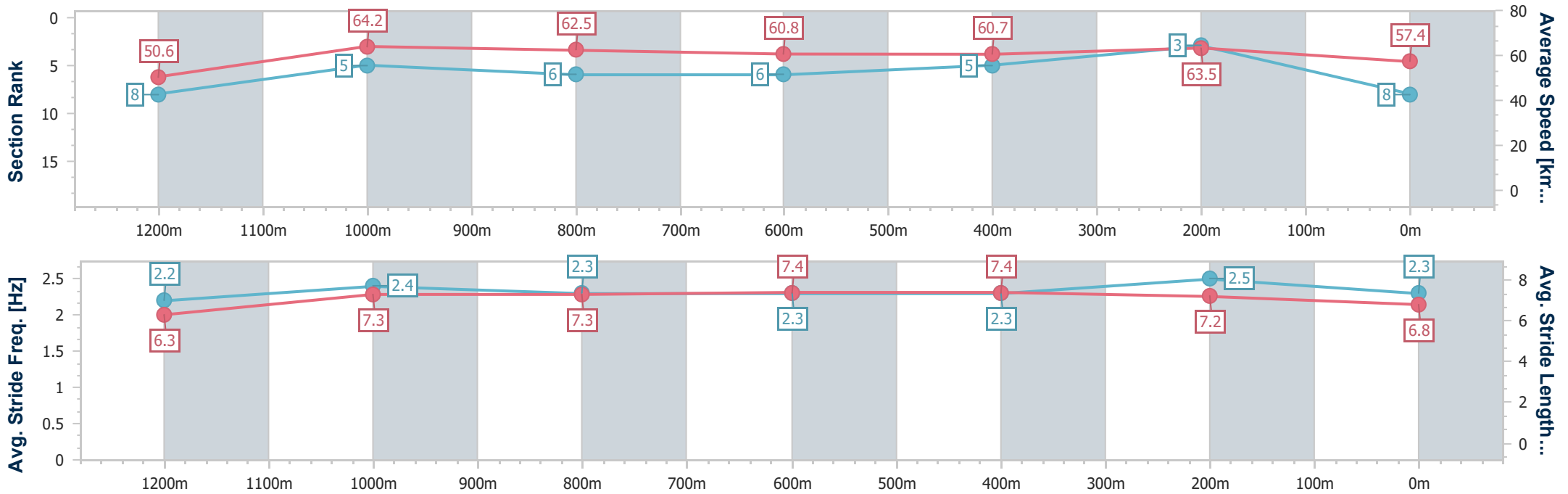
Sunshine Coast QLD Professional
Race 5: GUIDE DOGS. Class 3 Handicap - 1400m



29 November 2024 - 19:55

Track Rating: Soft 5, Weather: Overcast, Rail Position: +5m Entire

Section	Overall	1200m	1000m	800m	600m	400m	200m
Section Times	1:24.96 [8] (0:14.22)	1:10.74 [8] (0:11.21)	0:59.53 [5] (0:11.64)	0:47.89 [6] (0:12.06)	0:35.83 [6] (0:11.97)	0:23.86 [5] (0:11.33)	0:12.53 [3] (0:12.53)
Average Speed [km/h]	50.6	64.2	62.5	60.8	60.7	63.5	57.4
Top Speed [km/h]	64.6	65.6	63.6	61.4	63.3	64.8	60.7
Avg. Dist. to Rail [m]	12.3	6.1	4.3	3.1	1.4	3.9	3.6
Avg. Stride Freq. [Hz]	2.2	2.4	2.3	2.3	2.3	2.5	2.3
Avg. Stride Length [m]	6.3	7.3	7.3	7.4	7.4	7.2	6.8



- [] Ranking at each section and finish
- .-.- No data available at this section
- NA No data available



Horse/Jockey Name	Autunno
Final Rank	9
Fastest Section Time (Section)	0:11.34 (400m)
Top Speed [km/h] (Section)	65.2 (400m)
Race State	Finished



Sunshine Coast QLD Professional

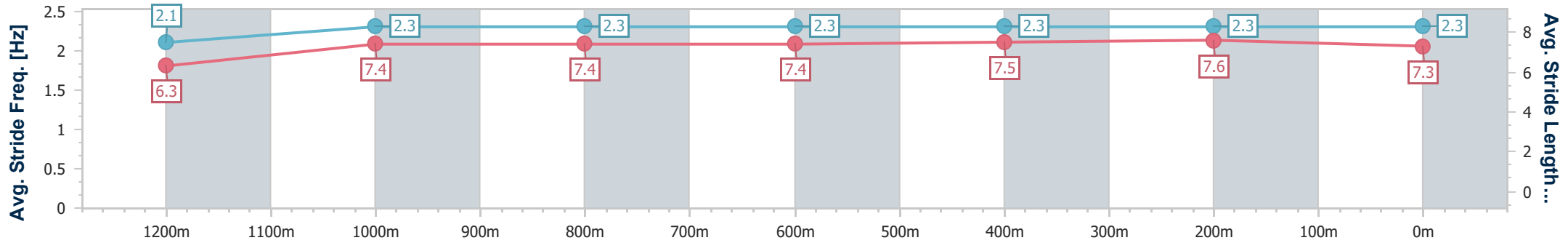
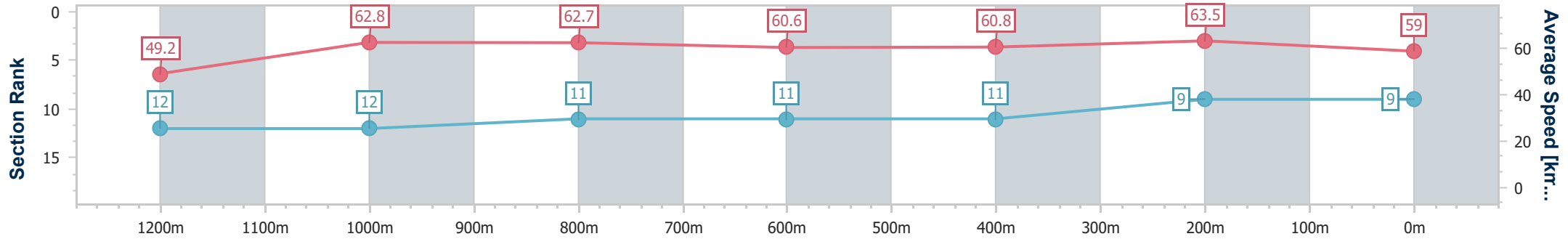
Race 5: GUIDE DOGS. Class 3 Handicap - 1400m



29 November 2024 - 19:55

Track Rating: Soft 5, Weather: Overcast, Rail Position: +5m Entire

Section	Overall	1200m	1000m	800m	600m	400m	200m
Section Times	1:25.05 [9] (0:14.66)	1:10.39 [12] (0:11.45)	0:58.94 [12] (0:11.56)	0:47.38 [11] (0:11.94)	0:35.44 [11] (0:11.90)	0:23.54 [11] (0:11.34)	0:12.20 [9] (0:12.20)
Average Speed [km/h]	49.2	62.8	62.7	60.6	60.8	63.5	59.0
Top Speed [km/h]	63.4	63.3	64.3	63.7	63.3	65.2	61.2
Avg. Dist. to Rail [m]	8.1	3.5	2.0	1.1	0.8	4.7	6.0
Avg. Stride Freq. [Hz]	2.1	2.3	2.3	2.3	2.3	2.3	2.3
Avg. Stride Length [m]	6.3	7.4	7.4	7.4	7.5	7.6	7.3



- [] Ranking at each section and finish
- .-.- No data available at this section
- NA No data available



Horse/Jockey Name	Chance With Wolves
Final Rank	10
Fastest Section Time (Section)	0:11.42 (1200m)
Top Speed [km/h] (Section)	64.7 (1200m)
Race State	Finished



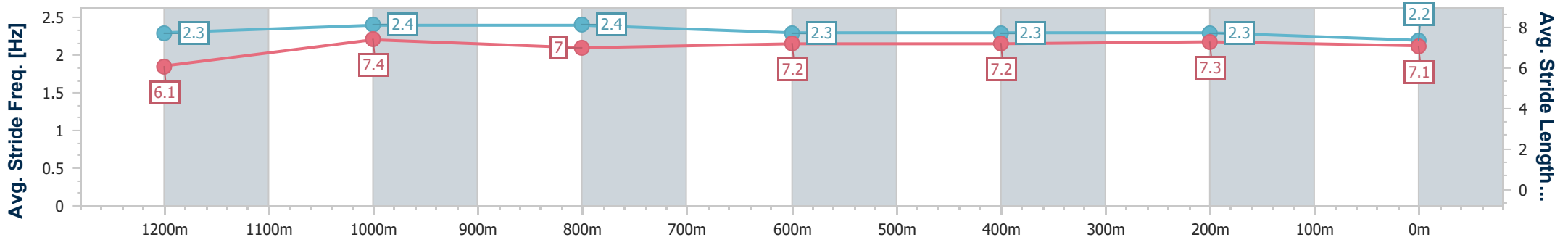
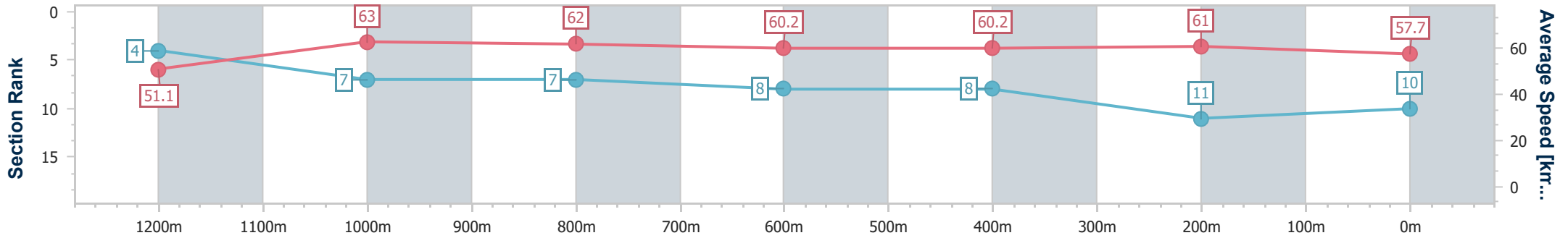
Sunshine Coast QLD Professional
Race 5: GUIDE DOGS. Class 3 Handicap - 1400m



29 November 2024 - 19:55

Track Rating: Soft 5, Weather: Overcast, Rail Position: +5m Entire

Section	Overall	1200m	1000m	800m	600m	400m	200m
Section Times	1:25.54 [10] (0:14.10)	1:11.44 [4] (0:11.42)	1:00.02 [7] (0:11.78)	0:48.24 [7] (0:12.09)	0:36.15 [8] (0:11.88)	0:24.27 [8] (0:11.77)	0:12.50 [11] (0:12.50)
Average Speed [km/h]	51.1	63.0	62.0	60.2	60.2	61.0	57.7
Top Speed [km/h]	63.7	64.7	64.3	62.5	62.1	62.4	59.9
Avg. Dist. to Rail [m]	5.7	4.3	4.8	2.1	1.4	0.7	0.5
Avg. Stride Freq. [Hz]	2.3	2.4	2.4	2.3	2.3	2.3	2.2
Avg. Stride Length [m]	6.1	7.4	7.0	7.2	7.2	7.3	7.1



- [] Ranking at each section and finish
- .-.- No data available at this section
- NA No data available



Horse/Jockey Name	Lyndall
Final Rank	11
Fastest Section Time (Section)	0:11.59 (1000m)
Top Speed [km/h] (Section)	63.2 (400m)
Race State	Finished



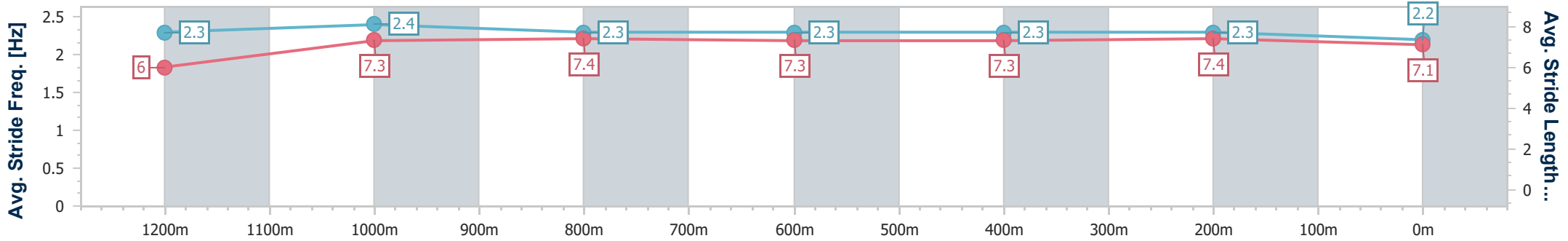
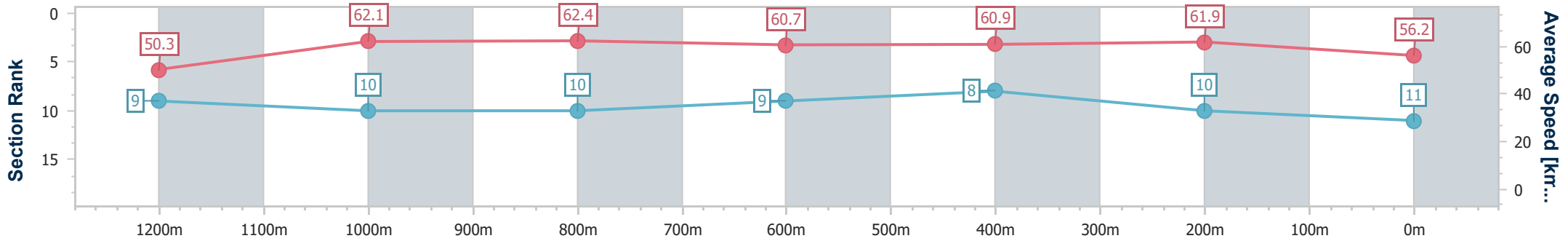
Sunshine Coast QLD Professional
Race 5: GUIDE DOGS. Class 3 Handicap - 1400m



29 November 2024 - 19:55

Track Rating: Soft 5, Weather: Overcast, Rail Position: +5m Entire

Section	Overall	1200m	1000m	800m	600m	400m	200m
Section Times	1:25.72 [11] (0:14.33)	1:11.39 [9] (0:11.60)	0:59.79 [10] (0:11.59)	0:48.20 [10] (0:11.91)	0:36.29 [9] (0:11.84)	0:24.45 [8] (0:11.64)	0:12.81 [10] (0:12.81)
Average Speed [km/h]	50.3	62.1	62.4	60.7	60.9	61.9	56.2
Top Speed [km/h]	62.7	63.1	63.0	61.4	61.9	63.2	60.2
Avg. Dist. to Rail [m]	7.6	4.7	2.5	0.7	0.4	1.5	2.8
Avg. Stride Freq. [Hz]	2.3	2.4	2.3	2.3	2.3	2.3	2.2
Avg. Stride Length [m]	6.0	7.3	7.4	7.3	7.3	7.4	7.1



- [] Ranking at each section and finish
- .-.- No data available at this section
- NA No data available



Horse/Jockey Name	Indented Head
Final Rank	12
Fastest Section Time (Section)	0:11.07 (1200m)
Top Speed [km/h] (Section)	66.9 (1200m)
Race State	Finished



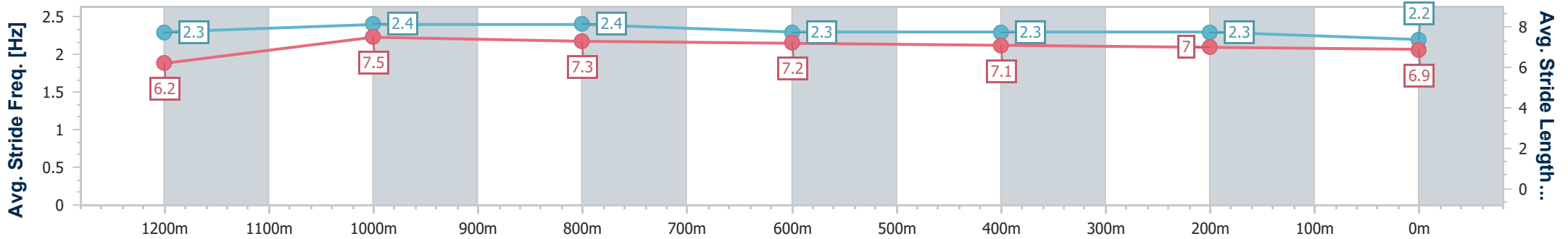
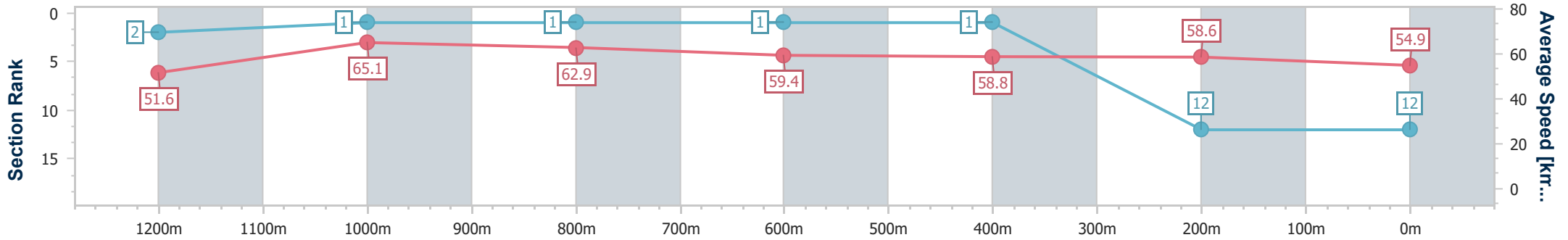
Sunshine Coast QLD Professional
Race 5: GUIDE DOGS. Class 3 Handicap - 1400m



29 November 2024 - 19:55

Track Rating: Soft 5, Weather: Overcast, Rail Position: +5m Entire

Section	Overall	1200m	1000m	800m	600m	400m	200m
Section Times	1:26.17 [12] (0:13.92)	1:12.25 [2] (0:11.07)	1:01.18 [1] (0:11.47)	0:49.71 [1] (0:12.11)	0:37.60 [1] (0:12.21)	0:25.39 [1] (0:12.29)	0:13.10 [12] (0:13.10)
Average Speed [km/h]	51.6	65.1	62.9	59.4	58.8	58.6	54.9
Top Speed [km/h]	66.2	66.9	65.6	60.0	59.2	59.8	56.9
Avg. Dist. to Rail [m]	10.5	7.4	3.1	0.9	0.7	0.5	1.5
Avg. Stride Freq. [Hz]	2.3	2.4	2.4	2.3	2.3	2.3	2.2
Avg. Stride Length [m]	6.2	7.5	7.3	7.2	7.1	7.0	6.9



- [] Ranking at each section and finish
- .-.- No data available at this section
- NA No data available