



Sunshine Coast QLD Professional

Race 7: Grill'd Healthy Burgers Class 2 Handicap - 1800m

29 November 2024 - 20:53



Track Rating: Soft 5, Weather: Overcast, Rail Position: +5m Entire

Section		Field Times												
Overall	1600m	1400m	1200m	1000m	800m	600m	Last 600m							
1:51.40 (0:13.73)	1:37.67 (0:11.74)	1:25.93 (0:12.28)	1:13.65 (0:12.99)	1:00.66 (0:13.02)	0:47.64 (0:12.60)	0:35.04 (0:11.89)	0:35.04							
Rank	TAB	Horse/Jockey	Barrier	Top Speed [km/h]	Fastest Section								Distance Travelled [m]	
1	7	NIPPA'S NIGHTCAP Cejay Graham	1	64.6 400m	0:11.29 400m	1:51.40 [1] (0:14.12)	1:37.28 [4] (0:11.69)	1:25.59 [4] (0:12.30)	1:13.29 [4] (0:12.88)	1:00.41 [4] (0:13.14)	0:47.27 [4] (0:12.52)	0:34.75 [4] (0:11.87)	0:34.75	
2	11	MADAME LEXIS Sean Cormack	2	65.3 400m	0:11.18 400m	1:51.45 [2] (0:14.12)	1:37.33 [5] (0:11.92)	1:25.41 [6] (0:12.31)	1:13.10 [6] (0:12.97)	1:00.13 [6] (0:13.10)	0:47.03 [8] (0:12.48)	0:34.55 [8] (0:11.54)	0:34.55	+10
3	1	RASHFORD James Orman	11	66.4 400m	0:11.00 400m	1:51.71 [3] (0:14.65)	1:37.06 [9] (0:11.69)	1:25.37 [9] (0:12.40)	1:12.97 [9] (0:12.92)	1:00.05 [9] (0:12.97)	0:47.08 [9] (0:12.36)	0:34.72 [10] (0:11.79)	0:34.72	+9
4	2	CONNECTICUT Nikita Beriman	5	64.9 Overall	0:11.44 400m	1:51.87 [4] (0:13.76)	1:38.11 [2] (0:11.71)	1:26.40 [1] (0:12.28)	1:14.12 [1] (0:12.99)	1:01.13 [1] (0:13.02)	0:48.11 [2] (0:12.60)	0:35.51 [1] (0:11.90)	0:35.51	+3
5	5	KARIACTION Jace McMurray	10	63.8 400m	0:11.44 400m	1:51.94 [5] (0:13.73)	1:38.21 [1] (0:11.82)	1:26.39 [2] (0:12.25)	1:14.14 [2] (0:13.00)	1:01.14 [2] (0:12.96)	0:48.18 [1] (0:12.62)	0:35.56 [2] (0:11.87)	0:35.56	+7
6	4	MONASTERY Damien Thornton	14	65.0 400m	0:11.32 400m	1:51.96 [6] (0:14.37)	1:37.59 [8] (0:11.91)	1:25.68 [8] (0:12.29)	1:13.39 [8] (0:12.88)	1:00.51 [8] (0:12.74)	0:47.77 [6] (0:12.55)	0:35.22 [6] (0:11.79)	0:35.22	+11
7	13	ROCKED Mark Du Plessis	12	63.8 400m	0:11.51 400m	1:52.08 [7] (0:14.17)	1:37.91 [6] (0:11.87)	1:26.04 [5] (0:12.25)	1:13.79 [5] (0:12.69)	1:01.10 [3] (0:13.05)	0:48.05 [3] (0:12.51)	0:35.54 [3] (0:11.90)	0:35.54	+8
8	10	HEREDITARY Angela Jones	13	65.9 400m	0:11.20 400m	1:52.12 [8] (0:14.96)	1:37.16 [10] (0:11.65)	1:25.51 [10] (0:12.27)	1:13.24 [10] (0:12.90)	1:00.34 [10] (0:12.86)	0:47.48 [10] (0:12.30)	0:35.18 [9] (0:11.79)	0:35.18	+15
9	6	STATE A FACT Kyle Wilson-Taylor	6	64.0 400m	0:11.42 400m	1:52.24 [9] (0:14.36)	1:37.88 [7] (0:11.81)	1:26.07 [7] (0:12.33)	1:13.74 [7] (0:12.93)	1:00.81 [7] (0:12.96)	0:47.85 [7] (0:12.44)	0:35.41 [7] (0:11.81)	0:35.41	+1
10	14	GINASUE Karl Zechner	8	64.3 400m	0:11.37 400m	1:52.26 [10] (0:15.09)	1:37.17 [12] (0:11.68)	1:25.49 [12] (0:12.38)	1:13.11 [12] (0:12.90)	1:00.21 [12] (0:12.92)	0:47.29 [12] (0:12.16)	0:35.13 [11] (0:11.61)	0:35.13	+14

Scratched: Silver Pearl (#8), The Love Of Mary (#15), Red Star Rubi (#12)

[] Ranking at each section and finish
 -:-:- No data available at this section
 NA No data available

SCN Saddle cloth number
 DNF Did not finish
 DNT Did not track



Sunshine Coast QLD Professional

Race 7: Grill'd Healthy Burgers Class 2 Handicap - 1800m

29 November 2024 - 20:53



Track Rating: Soft 5, Weather: Overcast, Rail Position: +5m Entire

Section		Overall	1600m	1400m	1200m	1000m	800m	600m	Last 600m					
Field Times		1:51.40 (0:13.73)	1:37.67 (0:11.74)	1:25.93 (0:12.28)	1:13.65 (0:12.99)	1:00.66 (0:13.02)	0:47.64 (0:12.60)	0:35.04 (0:11.89)	0:35.04					
Rank	TAB Horse/Jockey	Barrier	Top Speed [km/h]	Fastest Section										Distance Travelled [m]
11	3 LIKA WRECKIN' BALL Robbie Dolan	4	64.6	0:11.44	1:52.38 [11] (0:14.00)	1:38.38 [3] (0:11.78)	1:26.60 [3] (0:12.32)	1:14.28 [3] (0:13.01)	1:01.27 [5] (0:13.05)	0:48.22 [5] (0:12.57)	0:35.65 [5] (0:12.09)	0:35.65	+8	
12	9 LOST MY NIGHTIE Samantha Collett	7	64.5	0:11.33	1:52.53 [12] (0:15.01)	1:37.52 [11] (0:11.64)	1:25.88 [11] (0:12.40)	1:13.48 [11] (0:12.90)	1:00.58 [11] (0:12.96)	0:47.62 [11] (0:12.30)	0:35.32 [12] (0:11.77)	0:35.32	+3	

Scratched: Silver Pearl (#8), The Love Of Mary (#15), Red Star Rubi (#12)

[] Ranking at each section and finish
 -:-:-:- No data available at this section
 NA No data available

SCN Saddle cloth number
 DNF Did not finish
 DNT Did not track



Sunshine Coast QLD Professional

Race 7: Grill'd Healthy Burgers Class 2 Handicap - 1800m

29 November 2024 - 20:53



Track Rating: Soft 5, Weather: Overcast, Rail Position: +5m Entire

Section				400m	200m			Last 600m			
Field Times				0:23.15 (0:11.37)	0:11.78 (0:11.78)			0:35.04			
Rank	TAB	Horse/Jockey	Barrier	Top Speed [km/h]	Fastest Section	Margin				Distance Travelled [m]	
1	7	NIPPA'S NIGHTCAP Cejay Graham	1	64.6 400m	0:11.29 400m	0:22.88 [5] (0:11.29)	0:11.59 [5] (0:11.59)	1:51.40		0:34.75	
2	11	MADAME LEXIS Sean Cormack	2	65.3 400m	0:11.18 400m	0:23.01 [3] (0:11.18)	0:11.83 [1] (0:11.83)	0.2L		0:34.55	+10
3	1	RASHFORD James Orman	11	66.4 400m	0:11.00 400m	0:22.93 [10] (0:11.00)	0:11.93 [4] (0:11.93)	1.7L		0:34.72	+9
4	2	CONNECTICUT Nikita Beriman	5	64.9 Overall	0:11.44 400m	0:23.61 [2] (0:11.44)	0:12.17 [3] (0:12.17)	2.5L		0:35.51	+3
5	5	KARIACTION Jace McMurray	10	63.8 400m	0:11.44 400m	0:23.69 [1] (0:11.44)	0:12.25 [2] (0:12.25)	2.8L		0:35.56	+7
6	4	MONASTERY Damien Thornton	14	65.0 400m	0:11.32 400m	0:23.43 [6] (0:11.32)	0:12.11 [6] (0:12.11)	2.9L		0:35.22	+11
7	13	ROCKED Mark Du Plessis	12	63.8 400m	0:11.51 400m	0:23.64 [4] (0:11.51)	0:12.13 [8] (0:12.13)	3.4L		0:35.54	+8
8	10	HEREDITARY Angela Jones	13	65.9 400m	0:11.20 400m	0:23.39 [8] (0:11.20)	0:12.19 [7] (0:12.19)	3.6L		0:35.18	+15
9	6	STATE A FACT Kyle Wilson-Taylor	6	64.0 400m	0:11.42 400m	0:23.60 [7] (0:11.42)	0:12.18 [9] (0:12.18)	4.1L		0:35.41	+1
10	14	GINASUE Karl Zechner	8	64.3 400m	0:11.37 400m	0:23.52 [9] (0:11.37)	0:12.15 [10] (0:12.15)	4.2L		0:35.13	+14

Scratched: Silver Pearl (#8), The Love Of Mary (#15), Red Star Rubi (#12)

[] Ranking at each section and finish
 -:-:- No data available at this section
 NA No data available

SCN Saddle cloth number
 DNF Did not finish
 DNT Did not track



Sunshine Coast QLD Professional

Race 7: Grill'd Healthy Burgers Class 2 Handicap - 1800m

29 November 2024 - 20:53



Track Rating: Soft 5, Weather: Overcast, Rail Position: +5m Entire

Section		400m	200m			Last 600m			
Field Times		0:23.15 (0:11.37)	0:11.78 (0:11.78)			0:35.04			
Rank	TAB Horse/Jockey	Barrier	Top Speed [km/h]	Fastest Section	Margin		Distance Travelled [m]		
11	3 LIKA WRECKIN' BALL Robbie Dolan	4	64.6	0:11.44 Overall 400m	0:23.56 [11] (0:11.44)	0:12.12 [11] (0:12.12)	4.7L	0:35.65	+8
12	9 LOST MY NIGHTIE Samantha Collett	7	64.5	400m 400m	0:11.33 (0:11.33)	0:12.22 [12] (0:12.22)	5.5L	0:35.32	+3

Scratched: Silver Pearl (#8), The Love Of Mary (#15), Red Star Rubi (#12)

[] Ranking at each section and finish
 -:-:-:- No data available at this section
 NA No data available

SCN Saddle cloth number
 DNF Did not finish
 DNT Did not track



Horse/Jockey Name	Nippa's Nightcap
Final Rank	1
Fastest Section Time (Section)	0:11.29 (400m)
Top Speed [km/h] (Section)	64.6 (400m)
Race State	Finished



Sunshine Coast QLD Professional

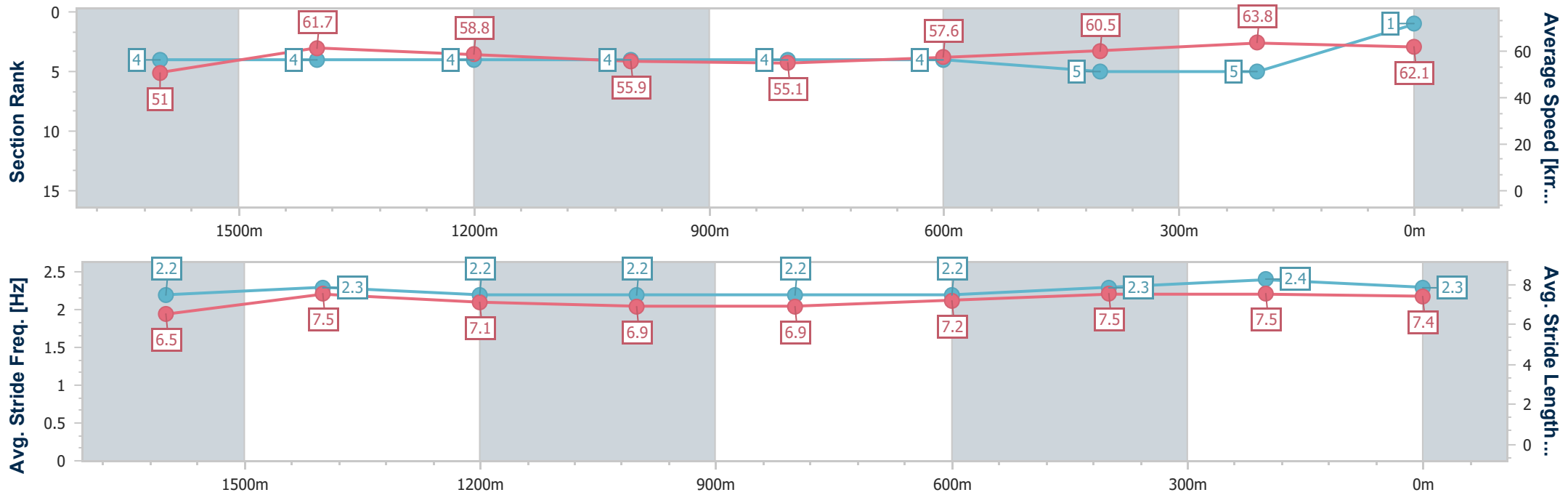
Race 7: Grill'd Healthy Burgers Class 2 Handicap - 1800m



29 November 2024 - 20:53

Track Rating: Soft 5, Weather: Overcast, Rail Position: +5m Entire

Section	Overall	1600m	1400m	1200m	1000m	800m	600m	400m	200m			
Section Times	1:51.40 [1] (0:14.12)	1:37.28 [4] (0:11.69)	1:25.59 [4] (0:12.30)	1:13.29 [4] (0:12.88)	1:00.41 [4] (0:13.14)	0:47.27 [4] (0:12.52)	0:34.75 [4] (0:11.87)	0:22.88 [5] (0:11.29)	0:11.59 [5] (0:11.59)			
Average Speed [km/h]	51.0	61.7	58.8	55.9	55.1	57.6	60.5	63.8	62.1			
Top Speed [km/h]	64.0	64.0	60.7	57.2	56.1	58.5	62.7	64.6	63.3			
Avg. Dist. to Rail [m]	1.1	0.9	2.0	2.0	1.9	0.5	0.3	1.2	1.2			
Avg. Stride Freq. [Hz]	2.2	2.3	2.2	2.2	2.2	2.2	2.3	2.4	2.3			
Avg. Stride Length [m]	6.5	7.5	7.1	6.9	6.9	7.2	7.5	7.5	7.4			



- [] Ranking at each section and finish
- .-.- No data available at this section
- NA No data available



Horse/Jockey Name	Madame Lexis
Final Rank	2
Fastest Section Time (Section)	0:11.18 (400m)
Top Speed [km/h] (Section)	65.3 (400m)
Race State	Finished



Sunshine Coast QLD Professional

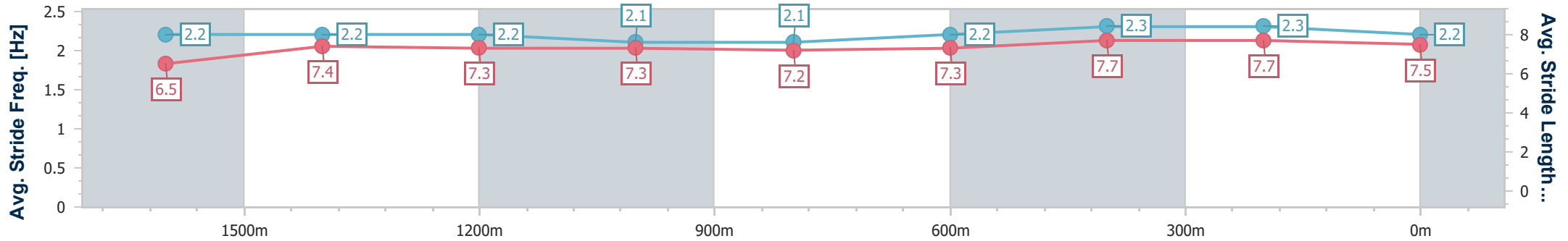
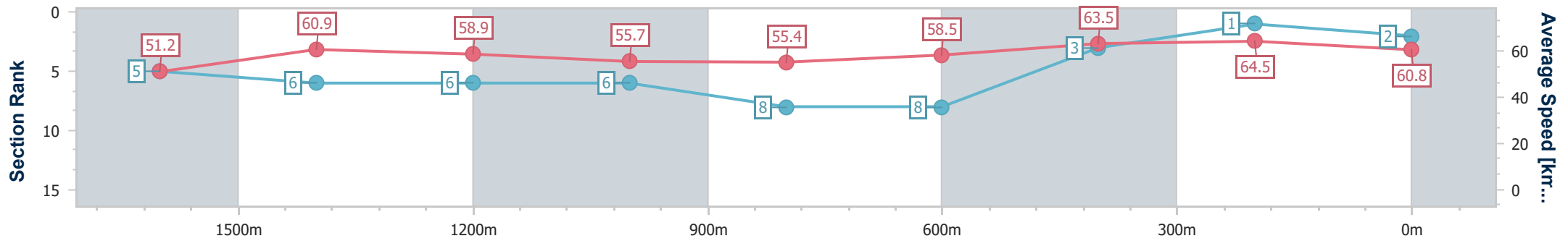
Race 7: Grill'd Healthy Burgers Class 2 Handicap - 1800m



29 November 2024 - 20:53

Track Rating: Soft 5, Weather: Overcast, Rail Position: +5m Entire

Section	Overall	1600m	1400m	1200m	1000m	800m	600m	400m	200m			
Section Times	1:51.45 [2] (0:14.12)	1:37.33 [5] (0:11.92)	1:25.41 [6] (0:12.31)	1:13.10 [6] (0:12.97)	1:00.13 [6] (0:13.10)	0:47.03 [8] (0:12.48)	0:34.55 [8] (0:11.54)	0:23.01 [3] (0:11.18)	0:11.83 [1] (0:11.83)			
Average Speed [km/h]	51.2	60.9	58.9	55.7	55.4	58.5	63.5	64.5	60.8			
Top Speed [km/h]	64.1	63.4	60.3	57.2	57.2	61.7	64.5	65.3	63.2			
Avg. Dist. to Rail [m]	2.6	2.8	3.0	3.2	3.0	2.6	3.0	4.6	3.7			
Avg. Stride Freq. [Hz]	2.2	2.2	2.2	2.1	2.1	2.2	2.3	2.3	2.2			
Avg. Stride Length [m]	6.5	7.4	7.3	7.3	7.2	7.3	7.7	7.7	7.5			



- [] Ranking at each section and finish
- .-.- No data available at this section
- NA No data available



Horse/Jockey Name	Rashford
Final Rank	3
Fastest Section Time (Section)	0:11.00 (400m)
Top Speed [km/h] (Section)	66.4 (400m)
Race State	Finished



Sunshine Coast QLD Professional

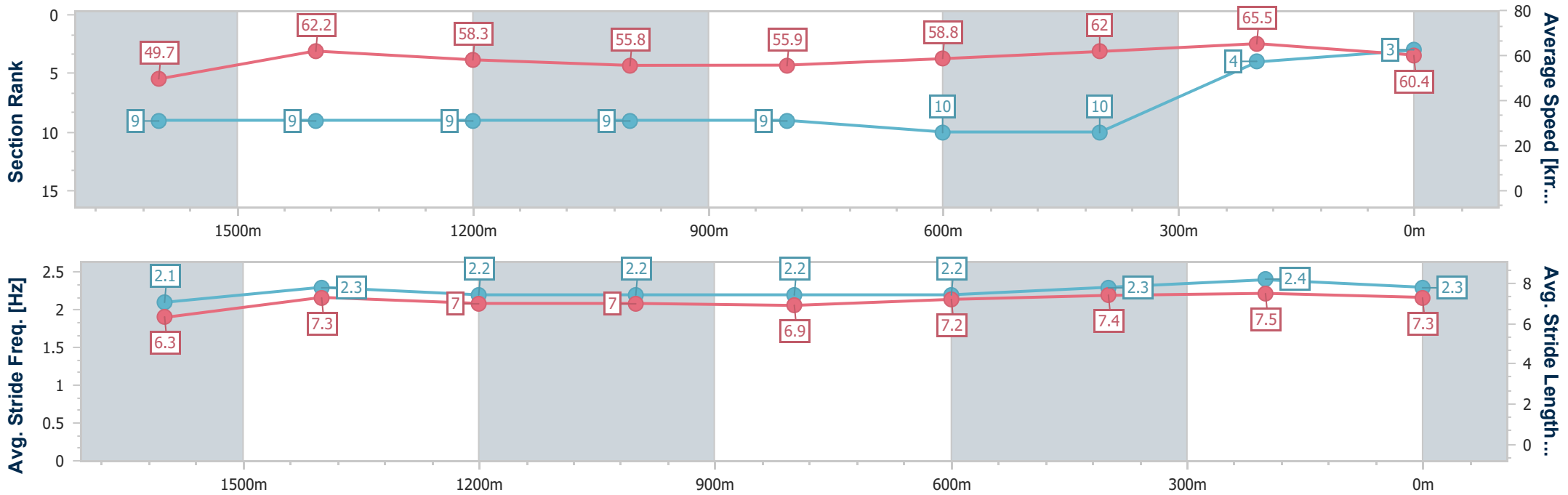
Race 7: Grill'd Healthy Burgers Class 2 Handicap - 1800m



29 November 2024 - 20:53

Track Rating: Soft 5, Weather: Overcast, Rail Position: +5m Entire

Section	Overall	1600m	1400m	1200m	1000m	800m	600m	400m	200m
Section Times	1:51.71 [3] (0:14.65)	1:37.06 [9] (0:11.69)	1:25.37 [9] (0:12.40)	1:12.97 [9] (0:12.92)	1:00.05 [9] (0:12.97)	0:47.08 [9] (0:12.36)	0:34.72 [10] (0:11.79)	0:22.93 [10] (0:11.00)	0:11.93 [4] (0:11.93)
Average Speed [km/h]	49.7	62.2	58.3	55.8	55.9	58.8	62.0	65.5	60.4
Top Speed [km/h]	62.9	64.3	59.7	58.1	57.3	62.3	65.4	66.4	63.4
Avg. Dist. to Rail [m]	6.7	2.6	2.2	2.4	2.5	1.6	2.8	6.6	6.1
Avg. Stride Freq. [Hz]	2.1	2.3	2.2	2.2	2.2	2.2	2.3	2.4	2.3
Avg. Stride Length [m]	6.3	7.3	7.0	7.0	6.9	7.2	7.4	7.5	7.3



- [] Ranking at each section and finish
- .-.- No data available at this section
- NA No data available



Horse/Jockey Name	Connecticut
Final Rank	4
Fastest Section Time (Section)	0:11.44 (400m)
Top Speed [km/h] (Section)	64.9 (Overall)
Race State	Finished



Sunshine Coast QLD Professional

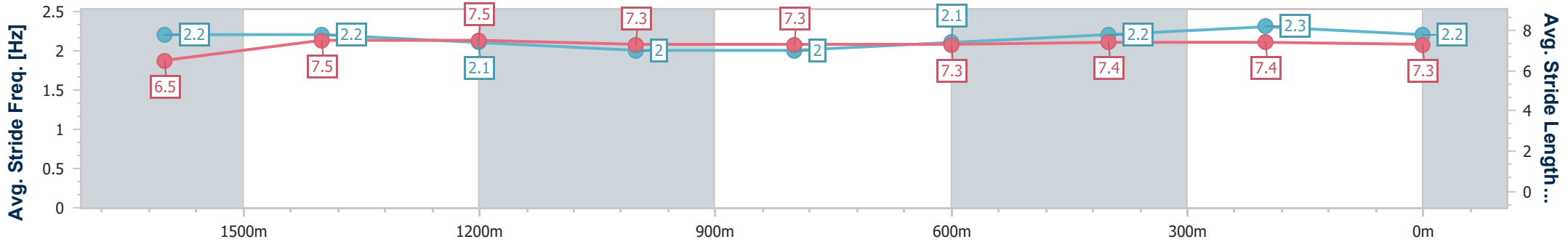
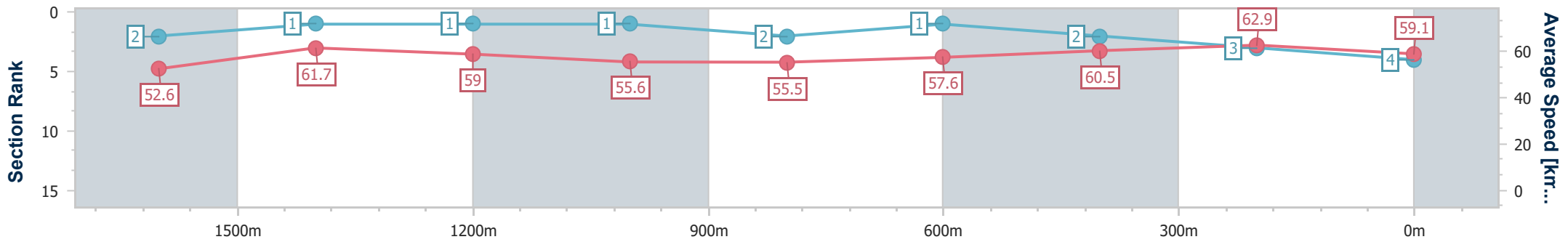
Race 7: Grill'd Healthy Burgers Class 2 Handicap - 1800m



29 November 2024 - 20:53

Track Rating: Soft 5, Weather: Overcast, Rail Position: +5m Entire

Section	Overall	1600m	1400m	1200m	1000m	800m	600m	400m	200m
Section Times	1:51.87 [4] (0:13.76)	1:38.11 [2] (0:11.71)	1:26.40 [1] (0:12.28)	1:14.12 [1] (0:12.99)	1:01.13 [1] (0:13.02)	0:48.11 [2] (0:12.60)	0:35.51 [1] (0:11.90)	0:23.61 [2] (0:11.44)	0:12.17 [3] (0:12.17)
Average Speed [km/h]	52.6	61.7	59.0	55.6	55.5	57.6	60.5	62.9	59.1
Top Speed [km/h]	64.9	63.0	61.0	57.0	56.6	59.2	62.5	63.4	61.9
Avg. Dist. to Rail [m]	4.0	1.9	2.2	2.1	2.0	1.1	0.1	1.5	2.3
Avg. Stride Freq. [Hz]	2.2	2.2	2.1	2.0	2.0	2.1	2.2	2.3	2.2
Avg. Stride Length [m]	6.5	7.5	7.5	7.3	7.3	7.3	7.4	7.4	7.3



- [] Ranking at each section and finish
- .-.- No data available at this section
- NA No data available



Horse/Jockey Name	Kariation
Final Rank	5
Fastest Section Time (Section)	0:11.44 (400m)
Top Speed [km/h] (Section)	63.8 (400m)
Race State	Finished



Sunshine Coast QLD Professional

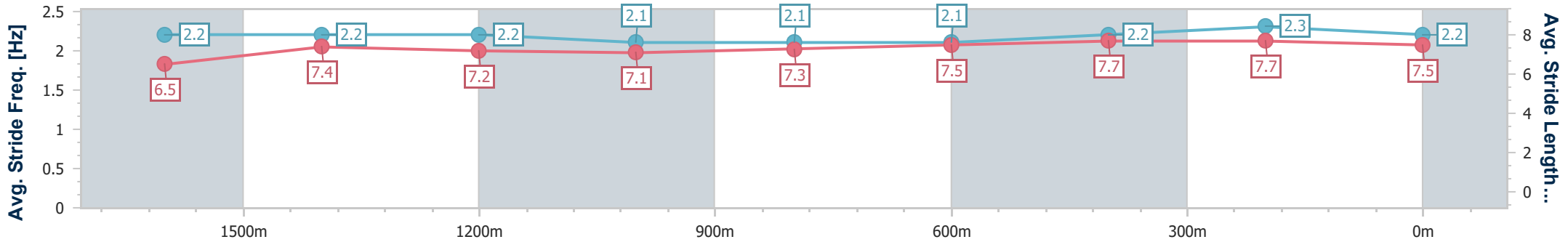
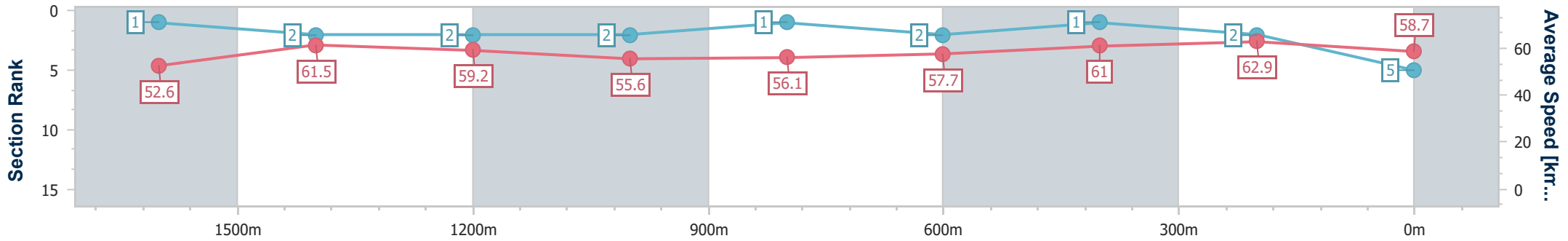
Race 7: Grill'd Healthy Burgers Class 2 Handicap - 1800m



29 November 2024 - 20:53

Track Rating: Soft 5, Weather: Overcast, Rail Position: +5m Entire

Section	Overall	1600m	1400m	1200m	1000m	800m	600m	400m	200m			
Section Times	1:51.94 [5] (0:13.73)	1:38.21 [1] (0:11.82)	1:26.39 [2] (0:12.25)	1:14.14 [2] (0:13.00)	1:01.14 [2] (0:12.96)	0:48.18 [1] (0:12.62)	0:35.56 [2] (0:11.87)	0:23.69 [1] (0:11.44)	0:12.25 [2] (0:12.25)			
Average Speed [km/h]	52.6	61.5	59.2	55.6	56.1	57.7	61.0	62.9	58.7			
Top Speed [km/h]	62.9	62.6	60.6	56.6	57.0	59.2	62.3	63.8	62.1			
Avg. Dist. to Rail [m]	6.3	2.9	3.1	3.2	2.9	2.0	0.9	2.8	3.3			
Avg. Stride Freq. [Hz]	2.2	2.2	2.2	2.1	2.1	2.1	2.2	2.3	2.2			
Avg. Stride Length [m]	6.5	7.4	7.2	7.1	7.3	7.5	7.7	7.7	7.5			



- [] Ranking at each section and finish
- .-.- No data available at this section
- NA No data available



Horse/Jockey Name	Monastery
Final Rank	6
Fastest Section Time (Section)	0:11.32 (400m)
Top Speed [km/h] (Section)	65.0 (400m)
Race State	Finished



Sunshine Coast QLD Professional

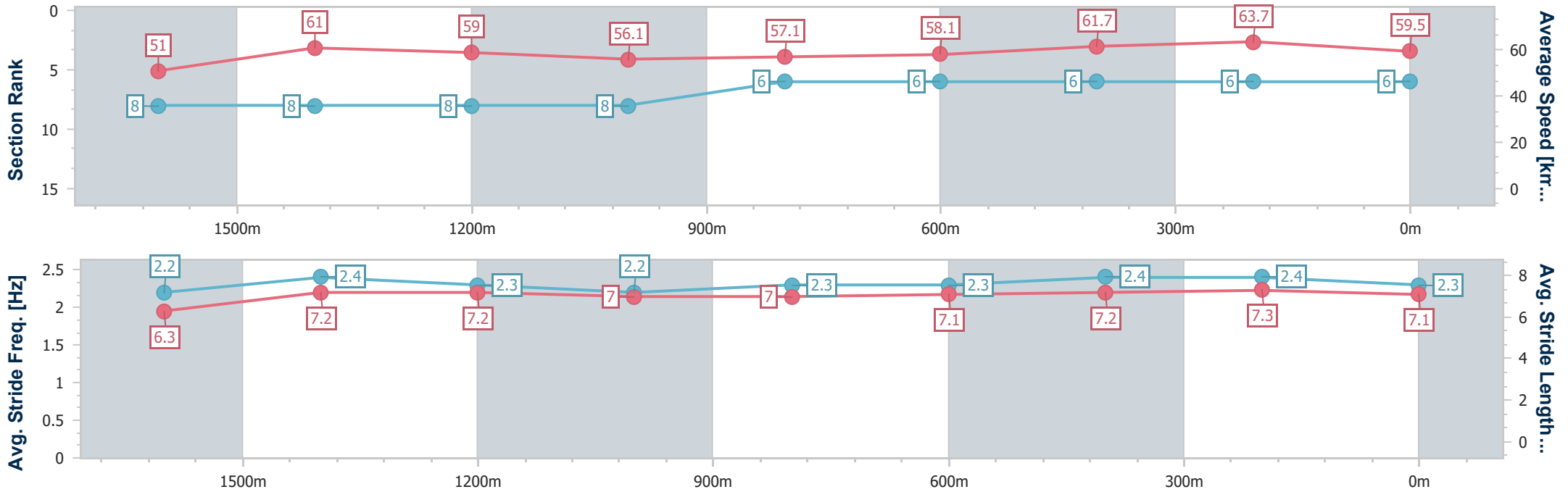
Race 7: Grill'd Healthy Burgers Class 2 Handicap - 1800m



29 November 2024 - 20:53

Track Rating: Soft 5, Weather: Overcast, Rail Position: +5m Entire

Section	Overall	1600m	1400m	1200m	1000m	800m	600m	400m	200m
Section Times	1:51.96 [6] (0:14.37)	1:37.59 [8] (0:11.91)	1:25.68 [8] (0:12.29)	1:13.39 [8] (0:12.88)	1:00.51 [8] (0:12.74)	0:47.77 [6] (0:12.55)	0:35.22 [6] (0:11.79)	0:23.43 [6] (0:11.32)	0:12.11 [6] (0:12.11)
Average Speed [km/h]	51.0	61.0	59.0	56.1	57.1	58.1	61.7	63.7	59.5
Top Speed [km/h]	61.3	62.2	61.2	57.4	57.8	59.8	65.0	65.0	62.1
Avg. Dist. to Rail [m]	10.5	2.6	2.8	3.5	3.9	2.2	1.9	2.8	3.8
Avg. Stride Freq. [Hz]	2.2	2.4	2.3	2.2	2.3	2.3	2.4	2.4	2.3
Avg. Stride Length [m]	6.3	7.2	7.2	7.0	7.0	7.1	7.2	7.3	7.1



- [] Ranking at each section and finish
- .-.- No data available at this section
- NA No data available



Horse/Jockey Name	Rocked
Final Rank	7
Fastest Section Time (Section)	0:11.51 (400m)
Top Speed [km/h] (Section)	63.8 (400m)
Race State	Finished



Sunshine Coast QLD Professional

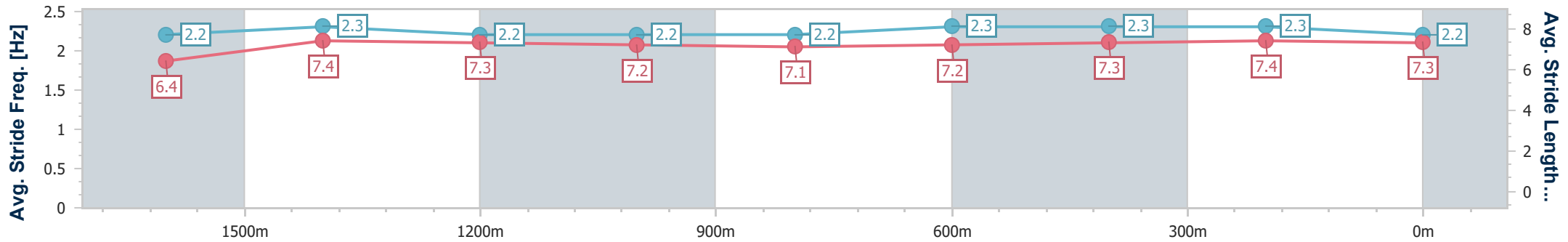
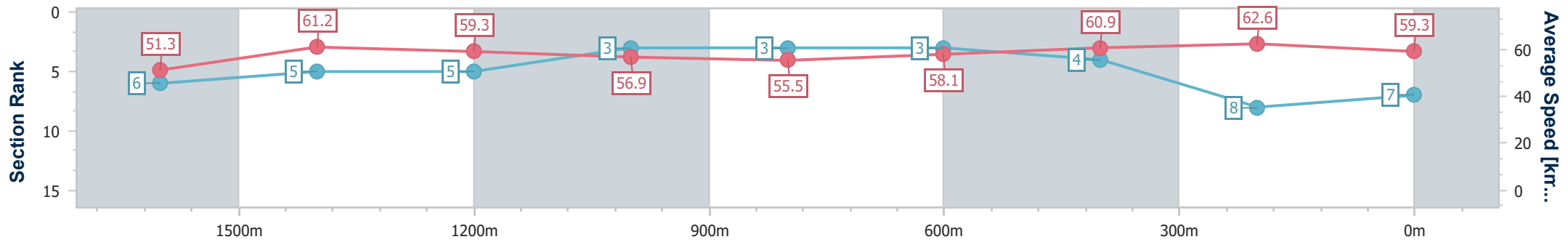
Race 7: Grill'd Healthy Burgers Class 2 Handicap - 1800m



29 November 2024 - 20:53

Track Rating: Soft 5, Weather: Overcast, Rail Position: +5m Entire

Section	Overall	1600m	1400m	1200m	1000m	800m	600m	400m	200m			
Section Times	1:52.08 [7] (0:14.17)	1:37.91 [6] (0:11.87)	1:26.04 [5] (0:12.25)	1:13.79 [5] (0:12.69)	1:01.10 [3] (0:13.05)	0:48.05 [3] (0:12.51)	0:35.54 [3] (0:11.90)	0:23.64 [4] (0:11.51)	0:12.13 [8] (0:12.13)			
Average Speed [km/h]	51.3	61.2	59.3	56.9	55.5	58.1	60.9	62.6	59.3			
Top Speed [km/h]	63.0	62.3	60.7	57.9	56.6	59.1	63.6	63.8	61.6			
Avg. Dist. to Rail [m]	8.2	3.1	3.3	3.4	3.0	1.5	1.4	2.8	2.3			
Avg. Stride Freq. [Hz]	2.2	2.3	2.2	2.2	2.2	2.3	2.3	2.3	2.2			
Avg. Stride Length [m]	6.4	7.4	7.3	7.2	7.1	7.2	7.3	7.4	7.3			



- [] Ranking at each section and finish
- .-.- No data available at this section
- NA No data available



Horse/Jockey Name	Hereditary
Final Rank	8
Fastest Section Time (Section)	0:11.20 (400m)
Top Speed [km/h] (Section)	65.9 (400m)
Race State	Finished



Sunshine Coast QLD Professional

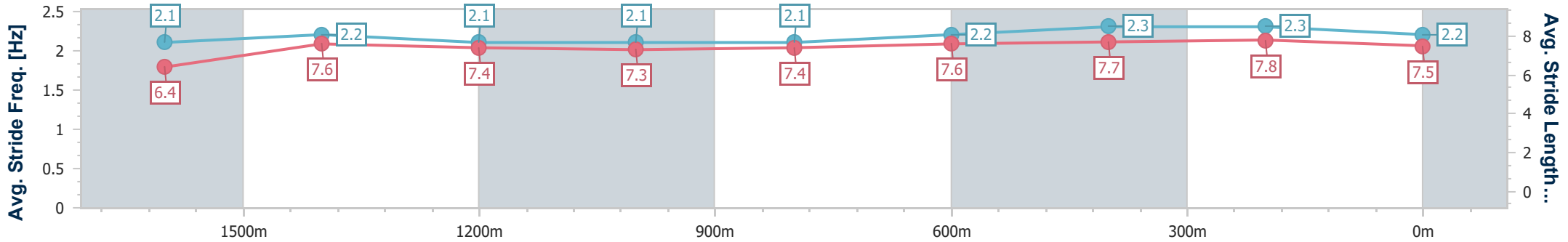
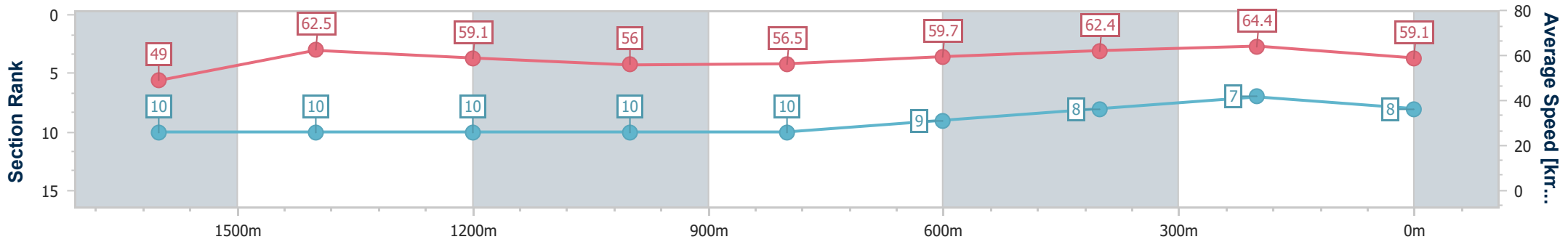
Race 7: Grill'd Healthy Burgers Class 2 Handicap - 1800m



29 November 2024 - 20:53

Track Rating: Soft 5, Weather: Overcast, Rail Position: +5m Entire

Section	Overall	1600m	1400m	1200m	1000m	800m	600m	400m	200m			
Section Times	1:52.12 [8] (0:14.96)	1:37.16 [10] (0:11.65)	1:25.51 [10] (0:12.27)	1:13.24 [10] (0:12.90)	1:00.34 [10] (0:12.86)	0:47.48 [10] (0:12.30)	0:35.18 [9] (0:11.79)	0:23.39 [8] (0:11.20)	0:12.19 [7] (0:12.19)			
Average Speed [km/h]	49.0	62.5	59.1	56.0	56.5	59.7	62.4	64.4	59.1			
Top Speed [km/h]	62.3	64.8	61.3	57.9	57.9	61.3	65.3	65.9	62.5			
Avg. Dist. to Rail [m]	8.1	3.4	3.1	3.3	3.3	3.3	3.9	7.1	6.9			
Avg. Stride Freq. [Hz]	2.1	2.2	2.1	2.1	2.1	2.2	2.3	2.3	2.2			
Avg. Stride Length [m]	6.4	7.6	7.4	7.3	7.4	7.6	7.7	7.8	7.5			



- [] Ranking at each section and finish
- .-.- No data available at this section
- NA No data available



Horse/Jockey Name	State A Fact
Final Rank	9
Fastest Section Time (Section)	0:11.42 (400m)
Top Speed [km/h] (Section)	64.0 (400m)
Race State	Finished



Sunshine Coast QLD Professional

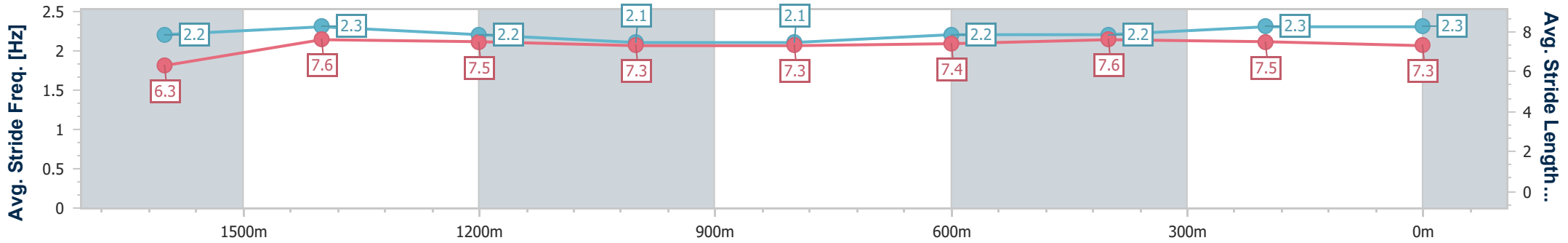
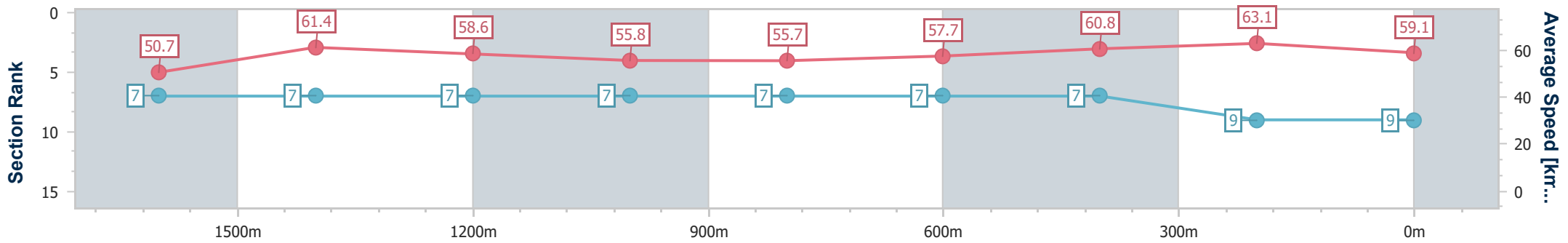
Race 7: Grill'd Healthy Burgers Class 2 Handicap - 1800m



29 November 2024 - 20:53

Track Rating: Soft 5, Weather: Overcast, Rail Position: +5m Entire

Section	Overall	1600m	1400m	1200m	1000m	800m	600m	400m	200m
Section Times	1:52.24 [9] (0:14.36)	1:37.88 [7] (0:11.81)	1:26.07 [7] (0:12.33)	1:13.74 [7] (0:12.93)	1:00.81 [7] (0:12.96)	0:47.85 [7] (0:12.44)	0:35.41 [7] (0:11.81)	0:23.60 [7] (0:11.42)	0:12.18 [9] (0:12.18)
Average Speed [km/h]	50.7	61.4	58.6	55.8	55.7	57.7	60.8	63.1	59.1
Top Speed [km/h]	62.7	62.7	60.6	56.8	56.4	59.3	63.4	64.0	61.3
Avg. Dist. to Rail [m]	5.3	2.3	2.1	1.7	1.5	0.4	0.7	0.2	0.7
Avg. Stride Freq. [Hz]	2.2	2.3	2.2	2.1	2.1	2.2	2.2	2.3	2.3
Avg. Stride Length [m]	6.3	7.6	7.5	7.3	7.3	7.4	7.6	7.5	7.3



- [] Ranking at each section and finish
- .-.- No data available at this section
- NA No data available



Horse/Jockey Name	Ginasue
Final Rank	10
Fastest Section Time (Section)	0:11.37 (400m)
Top Speed [km/h] (Section)	64.3 (400m)
Race State	Finished



Sunshine Coast QLD Professional

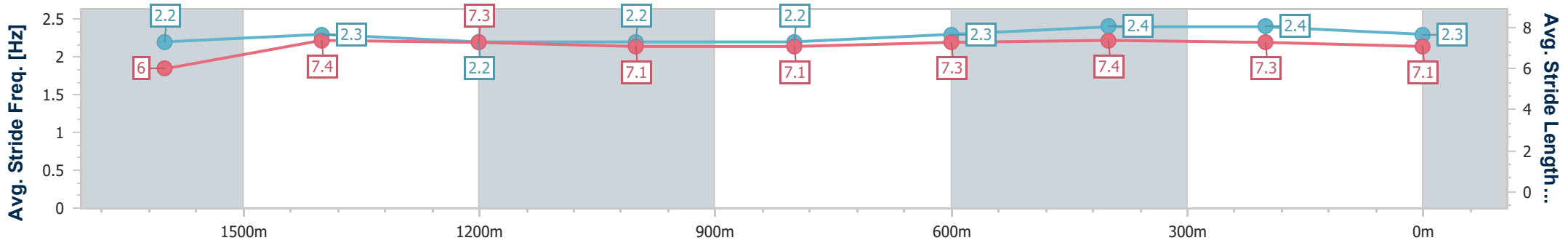
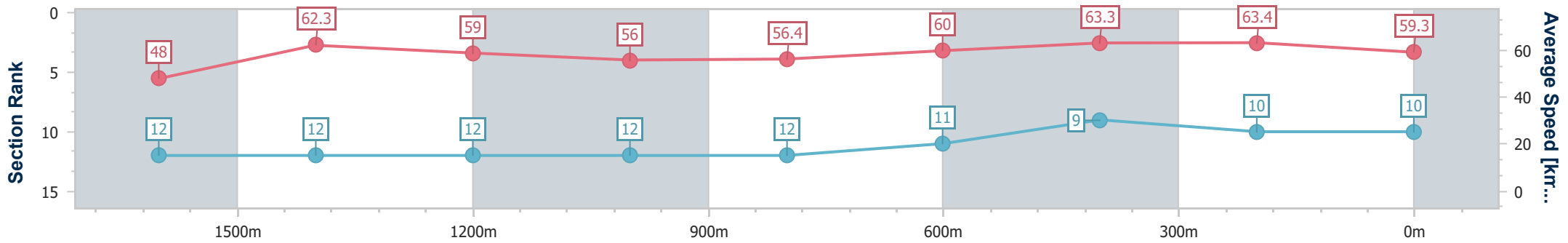
Race 7: Grill'd Healthy Burgers Class 2 Handicap - 1800m



29 November 2024 - 20:53

Track Rating: Soft 5, Weather: Overcast, Rail Position: +5m Entire

Section	Overall	1600m	1400m	1200m	1000m	800m	600m	400m	200m				
Section Times	1:52.26 [10] (0:15.09)	1:37.17 [12] (0:11.68)	1:25.49 [12] (0:12.38)	1:13.11 [12] (0:12.90)	1:00.21 [12] (0:12.92)	0:47.29 [12] (0:12.16)	0:35.13 [11] (0:11.61)	0:23.52 [9] (0:11.37)	0:12.15 [10] (0:12.15)				
Average Speed [km/h]	48.0	62.3	59.0	56.0	56.4	60.0	63.3	63.4	59.3				
Top Speed [km/h]	62.0	64.2	60.3	59.1	57.8	63.3	63.9	64.3	61.9				
Avg. Dist. to Rail [m]	6.3	4.0	5.2	5.4	4.7	2.6	3.5	6.4	5.6				
Avg. Stride Freq. [Hz]	2.2	2.3	2.2	2.2	2.2	2.3	2.4	2.4	2.3				
Avg. Stride Length [m]	6.0	7.4	7.3	7.1	7.1	7.3	7.4	7.3	7.1				



- [] Ranking at each section and finish
- .-.- No data available at this section
- NA No data available



Horse/Jockey Name	Lika Wreckin' Ball
Final Rank	11
Fastest Section Time (Section)	0:11.44 (400m)
Top Speed [km/h] (Section)	64.6 (Overall)
Race State	Finished



Sunshine Coast QLD Professional

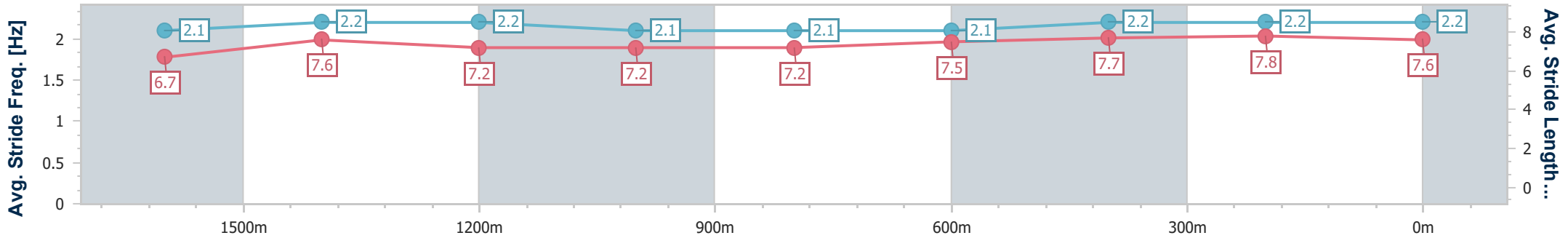
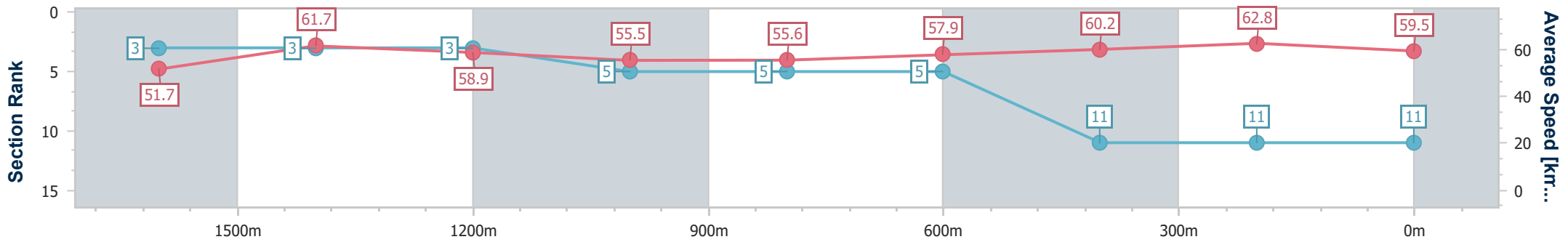
Race 7: Grill'd Healthy Burgers Class 2 Handicap - 1800m



29 November 2024 - 20:53

Track Rating: Soft 5, Weather: Overcast, Rail Position: +5m Entire

Section	Overall	1600m	1400m	1200m	1000m	800m	600m	400m	200m			
Section Times	1:52.38 [11] (0:14.00)	1:38.38 [3] (0:11.78)	1:26.60 [3] (0:12.32)	1:14.28 [3] (0:13.01)	1:01.27 [5] (0:13.05)	0:48.22 [5] (0:12.57)	0:35.65 [5] (0:12.09)	0:23.56 [11] (0:11.44)	0:12.12 [11] (0:12.12)			
Average Speed [km/h]	51.7	61.7	58.9	55.5	55.6	57.9	60.2	62.8	59.5			
Top Speed [km/h]	64.6	64.1	60.5	57.2	57.3	59.3	62.1	63.7	61.9			
Avg. Dist. to Rail [m]	3.5	2.8	3.0	2.9	2.8	2.0	1.8	4.0	4.4			
Avg. Stride Freq. [Hz]	2.1	2.2	2.2	2.1	2.1	2.1	2.2	2.2	2.2			
Avg. Stride Length [m]	6.7	7.6	7.2	7.2	7.2	7.5	7.7	7.8	7.6			



- [] Ranking at each section and finish
- .-.- No data available at this section
- NA No data available



Horse/Jockey Name	Lost My Nightie
Final Rank	12
Fastest Section Time (Section)	0:11.33 (400m)
Top Speed [km/h] (Section)	64.5 (400m)
Race State	Finished



Sunshine Coast QLD Professional

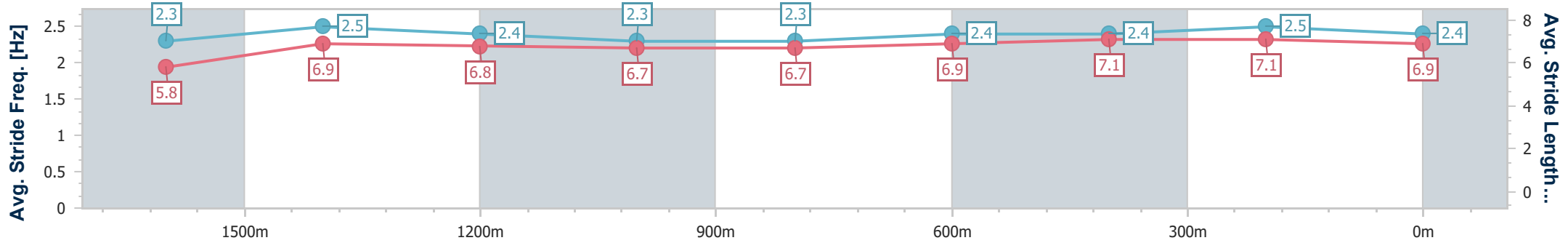
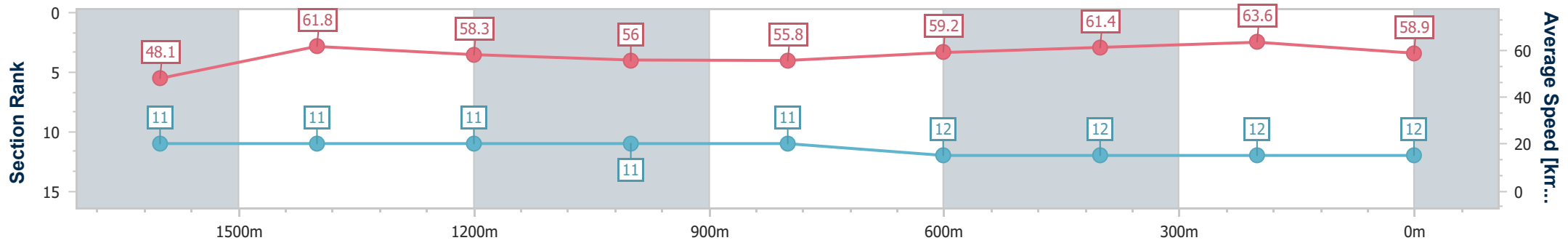
Race 7: Grill'd Healthy Burgers Class 2 Handicap - 1800m



29 November 2024 - 20:53

Track Rating: Soft 5, Weather: Overcast, Rail Position: +5m Entire

Section	Overall	1600m	1400m	1200m	1000m	800m	600m	400m	200m			
Section Times	1:52.53 [12] (0:15.01)	1:37.52 [11] (0:11.64)	1:25.88 [11] (0:12.40)	1:13.48 [11] (0:12.90)	1:00.58 [11] (0:12.96)	0:47.62 [11] (0:12.30)	0:35.32 [12] (0:11.77)	0:23.55 [12] (0:11.33)	0:12.22 [12] (0:12.22)			
Average Speed [km/h]	48.1	61.8	58.3	56.0	55.8	59.2	61.4	63.6	58.9			
Top Speed [km/h]	61.2	63.9	60.6	58.7	57.4	62.7	63.5	64.5	62.8			
Avg. Dist. to Rail [m]	4.0	0.6	1.7	2.3	2.2	1.6	1.1	1.3	1.4			
Avg. Stride Freq. [Hz]	2.3	2.5	2.4	2.3	2.3	2.4	2.4	2.5	2.4			
Avg. Stride Length [m]	5.8	6.9	6.8	6.7	6.7	6.9	7.1	7.1	6.9			



- [] Ranking at each section and finish
- .-.- No data available at this section
- NA No data available