



Aquis Park Gold Coast QLD Professional

Race 4: QLD MAROONS Class 3 Handicap - 1700m

30 November 2024 - 14:55



Track Rating: Heavy 9, Weather: Showers, Rail Position: True

Section		Overall											Last 600m						
Field Times		1:45.74											0:38.92						
		(0:08.29)											(0:12.34)						
		1600m	1400m	1200m	1000m	800m	600m	400m	200m	100m	50m	25m	10m						
		1:37.45	1:25.90	1:14.30	1:02.52	0:50.76	0:38.92	0:25.90	0:14.30	0:08.29	0:04.15	0:02.07	0:01.04						
		(0:11.55)	(0:11.60)	(0:11.78)	(0:11.76)	(0:11.84)	(0:12.34)	(0:12.34)	(0:12.34)	(0:12.34)	(0:12.34)	(0:12.34)	(0:12.34)						
Rank	TAB	Horse/Jockey	Barrier	Top Speed [km/h]	Fastest Section	Overall	1600m	1400m	1200m	1000m	800m	600m	400m	200m	100m	50m	10m	Distance Travelled [m]	
1	6	HIGHLAND HILL Dan McGillivray	9	63.0	0:08.55	1:45.74 [1] (0:08.55)	1:37.19 [7] (0:12.03)	1:25.16 [7] (0:11.64)	1:13.52 [7] (0:11.81)	1:01.71 [7] (0:11.97)	0:49.74 [7] (0:11.79)	0:37.95 [7] (0:12.17)	0:25.90 [7] (0:12.17)	0:14.30 [7] (0:12.17)	0:08.29 [7] (0:12.17)	0:04.15 [7] (0:12.17)	0:02.07 [7] (0:12.17)	0:01.04 [7] (0:12.17)	1700
2	12	TOOLATEMATE Georgina Cartwright	11	63.0	0:08.64	1:45.94 [2] (0:08.64)	1:37.30 [8] (0:12.22)	1:25.08 [8] (0:11.55)	1:13.53 [8] (0:11.81)	1:01.72 [8] (0:11.89)	0:49.83 [8] (0:11.83)	0:38.00 [8] (0:12.12)	0:25.90 [8] (0:12.12)	0:14.30 [8] (0:12.12)	0:08.29 [8] (0:12.12)	0:04.15 [8] (0:12.12)	0:02.07 [8] (0:12.12)	0:01.04 [8] (0:12.12)	1670
3	5	DEVOCEAN Dylan Turner	5	63.6	0:08.76	1:46.10 [3] (0:08.76)	1:37.34 [9] (0:12.51)	1:24.83 [9] (0:11.71)	1:13.12 [9] (0:11.63)	1:01.49 [9] (0:11.97)	0:49.52 [9] (0:11.61)	0:37.91 [9] (0:11.84)	0:25.90 [9] (0:11.84)	0:14.30 [9] (0:11.84)	0:08.29 [9] (0:11.84)	0:04.15 [9] (0:11.84)	0:02.07 [9] (0:11.84)	0:01.04 [9] (0:11.84)	1650
4	3	ADELAD Courtney Bellamy	3	62.6	0:08.53	1:46.19 [4] (0:08.53)	1:37.66 [6] (0:11.90)	1:25.76 [6] (0:11.62)	1:14.14 [6] (0:11.87)	1:02.27 [6] (0:11.94)	0:50.33 [6] (0:11.87)	0:38.46 [6] (0:12.15)	0:25.90 [6] (0:12.15)	0:14.30 [6] (0:12.15)	0:08.29 [6] (0:12.15)	0:04.15 [6] (0:12.15)	0:02.07 [6] (0:12.15)	0:01.04 [6] (0:12.15)	1620
5	1	AICHI ICON Michael Cahill	13	63.6	0:08.38	1:46.50 [5] (0:08.38)	1:38.12 [4] (0:11.79)	1:26.33 [5] (0:11.60)	1:14.73 [5] (0:11.75)	1:02.98 [3] (0:12.04)	0:50.94 [3] (0:11.77)	0:39.17 [3] (0:12.18)	0:25.90 [3] (0:12.18)	0:14.30 [3] (0:12.18)	0:08.29 [3] (0:12.18)	0:04.15 [3] (0:12.18)	0:02.07 [3] (0:12.18)	0:01.04 [3] (0:12.18)	1700
6	11	PASSIONATE REBEL Jai Williams	2	63.3	0:08.38	1:46.54 [6] (0:08.38)	1:38.16 [5] (0:11.71)	1:26.45 [3] (0:11.63)	1:14.82 [4] (0:11.90)	1:02.92 [5] (0:12.01)	0:50.91 [4] (0:11.89)	0:39.02 [4] (0:12.21)	0:25.90 [4] (0:12.21)	0:14.30 [4] (0:12.21)	0:08.29 [4] (0:12.21)	0:04.15 [4] (0:12.21)	0:02.07 [4] (0:12.21)	0:01.04 [4] (0:12.21)	1670
7	9	CHAYSE 'N' ADAM Yvette Lewis	14	64.8	0:08.29	1:46.57 [7] (0:08.29)	1:38.28 [1] (0:11.55)	1:26.73 [2] (0:11.68)	1:15.05 [2] (0:11.83)	1:03.22 [2] (0:12.09)	0:51.13 [2] (0:11.88)	0:39.25 [2] (0:12.22)	0:25.90 [2] (0:12.22)	0:14.30 [2] (0:12.22)	0:08.29 [2] (0:12.22)	0:04.15 [2] (0:12.22)	0:02.07 [2] (0:12.22)	0:01.04 [2] (0:12.22)	1700
8	14	BORN TO BE ALIVE Sariah Champkin	8	65.0	0:08.31	1:46.71 [8] (0:08.31)	1:38.40 [2] (0:11.53)	1:26.87 [1] (0:11.60)	1:15.27 [1] (0:11.78)	1:03.49 [1] (0:11.76)	0:51.73 [1] (0:11.84)	0:39.89 [1] (0:12.34)	0:25.90 [1] (0:12.34)	0:14.30 [1] (0:12.34)	0:08.29 [1] (0:12.34)	0:04.15 [1] (0:12.34)	0:02.07 [1] (0:12.34)	0:01.04 [1] (0:12.34)	1630
9	8	BERRY FOXIE Rikki Jamieson	1	63.5	0:08.37	1:46.98 [9] (0:08.37)	1:38.61 [3] (0:11.74)	1:26.87 [4] (0:11.57)	1:15.30 [3] (0:11.85)	1:03.45 [4] (0:12.20)	0:51.25 [5] (0:11.84)	0:39.41 [5] (0:12.24)	0:25.90 [5] (0:12.24)	0:14.30 [5] (0:12.24)	0:08.29 [5] (0:12.24)	0:04.15 [5] (0:12.24)	0:02.07 [5] (0:12.24)	0:01.04 [5] (0:12.24)	1680
10	2	SIR LAMORAK Jace McMurray	7	63.1	0:08.81	1:53.27 [10] (0:08.81)	1:44.46 [10] (0:12.56)	1:31.90 [10] (0:11.73)	1:20.17 [10] (0:11.63)	1:08.54 [10] (0:12.08)	0:56.46 [10] (0:12.43)	0:44.03 [10] (0:13.59)	0:25.90 [10] (0:13.59)	0:14.30 [10] (0:13.59)	0:08.29 [10] (0:13.59)	0:04.15 [10] (0:13.59)	0:02.07 [10] (0:13.59)	0:01.04 [10] (0:13.59)	1600

Scratched: Big Hitter (#16), Venturous (#4), Tiritiri (#7), Contreras (#13), Maurizma (#10), Indented Head (#17), Decarbonise (#15)

[] Ranking at each section and finish
-:--:-- No data available at this section
NA No data available

SCN Saddle cloth number
DNF Did not finish
DNT Did not track



Aquis Park Gold Coast QLD Professional

Race 4: QLD MAROONS Class 3 Handicap - 1700m

30 November 2024 - 14:55



Track Rating: Heavy 9, Weather: Showers, Rail Position: True

Section				400m	200m			Last 600m		
Field Times				0:26.58 (0:13.36)	0:13.22 (0:13.22)			0:38.92		
Rank	TAB	Horse/Jockey	Barrier	Top Speed [km/h]	Fastest Section	Margin				Distance Travelled [m]
1	6	HIGHLAND HILL Dan McGillivray	9	63.0 1400m	0:08.55 Overall	0:25.78 [7] (0:12.71)	0:13.07 [5] (0:13.07)	1:45.74	0:37.95	
2	12	TOOLATEMATE Georgina Cartwright	11	63.0 1400m	0:08.64 Overall	0:25.88 [9] (0:12.57)	0:13.31 [4] (0:13.31)	1L	0:38.00	-3
3	5	DEVOCEAN Dylan Turner	5	63.6 800m	0:08.76 Overall	0:26.07 [8] (0:12.71)	0:13.36 [6] (0:13.36)	1.8L	0:37.91	-5
4	3	ADELAD Courtney Bellamy	3	62.6 1600m	0:08.53 Overall	0:26.31 [6] (0:12.88)	0:13.43 [7] (0:13.43)	2.2L	0:38.46	-8
5	1	AICHI ICON Michael Cahill	13	63.6 1600m	0:08.38 Overall	0:26.99 [2] (0:13.01)	0:13.98 [1] (0:13.98)	4L	0:39.17	+1
6	11	PASSIONATE REBEL Jai Williams	2	63.3 1600m	0:08.38 Overall	0:26.81 [4] (0:13.05)	0:13.76 [8] (0:13.76)	4.2L	0:39.02	-3
7	9	CHAYSE 'N' ADAM Yvette Lewis	14	64.8 1600m	0:08.29 Overall	0:27.03 [3] (0:13.04)	0:13.99 [2] (0:13.99)	4.4L	0:39.25	+2
8	14	BORN TO BE ALIVE Sariah Champkin	8	65.0 1600m	0:08.31 Overall	0:27.55 [1] (0:13.44)	0:14.11 [3] (0:14.11)	5.2L	0:39.89	-9
9	8	BERRY FOXIE Rikki Jamieson	1	63.5 1400m	0:08.37 Overall	0:27.17 [5] (0:13.14)	0:14.03 [9] (0:14.03)	6.7L	0:39.41	-4
10	2	SIR LAMORAK Jace McMurray	7	63.1 1400m	0:08.81 Overall	0:30.44 [10] (0:14.03)	0:16.41 [10] (0:16.41)	43.5L	0:44.03	-2

Scratched: Big Hitter (#16), Venturous (#4), Tiritiri (#7), Contreras (#13), Maurizma (#10), Indented Head (#17), Decarbonise (#15)

[] Ranking at each section and finish
 -:-:- No data available at this section
 NA No data available

SCN Saddle cloth number
 DNF Did not finish
 DNT Did not track



Horse/Jockey Name	Highland Hill
Final Rank	1
Fastest Section Time (Section)	0:08.55 (Overall)
Top Speed [km/h] (Section)	63.0 (1400m)
Race State	Finished



Aquis Park Gold Coast QLD Professional

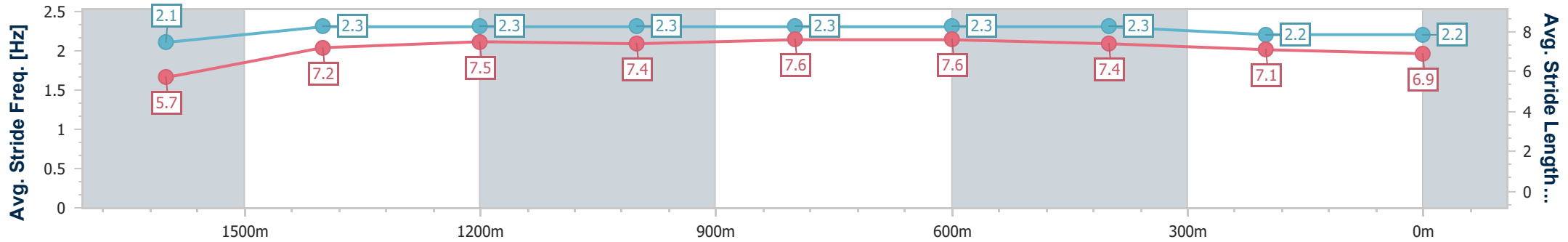
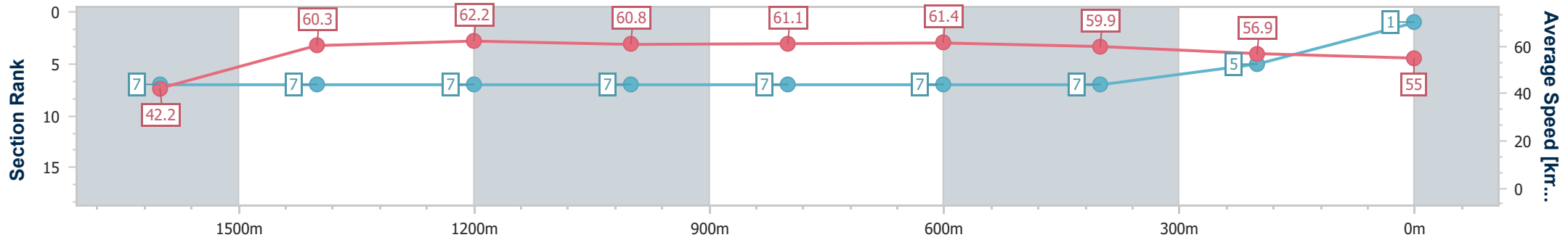
Race 4: QLD MAROONS Class 3 Handicap - 1700m



30 November 2024 - 14:55

Track Rating: Heavy 9, Weather: Showers, Rail Position: True

Section	Overall	1600m	1400m	1200m	1000m	800m	600m	400m	200m
Section Times	1:45.74 [1] (0:08.55)	1:37.19 [7] (0:12.03)	1:25.16 [7] (0:11.64)	1:13.52 [7] (0:11.81)	1:01.71 [7] (0:11.97)	0:49.74 [7] (0:11.79)	0:37.95 [7] (0:12.17)	0:25.78 [7] (0:12.71)	0:13.07 [5] (0:13.07)
Average Speed [km/h]	42.2	60.3	62.2	60.8	61.1	61.4	59.9	56.9	55.0
Top Speed [km/h]	59.1	62.4	63.0	62.6	61.8	62.2	61.3	57.3	56.4
Avg. Dist. to Rail [m]	5.4	2.4	1.8	2.4	2.5	2.3	1.9	5.5	6.9
Avg. Stride Freq. [Hz]	2.1	2.3	2.3	2.3	2.3	2.3	2.3	2.2	2.2
Avg. Stride Length [m]	5.7	7.2	7.5	7.4	7.6	7.6	7.4	7.1	6.9



- [] Ranking at each section and finish
- .-.- No data available at this section
- NA No data available



Horse/Jockey Name	Toolatamate
Final Rank	2
Fastest Section Time (Section)	0:08.64 (Overall)
Top Speed [km/h] (Section)	63.0 (1400m)
Race State	Finished



Aquis Park Gold Coast QLD Professional

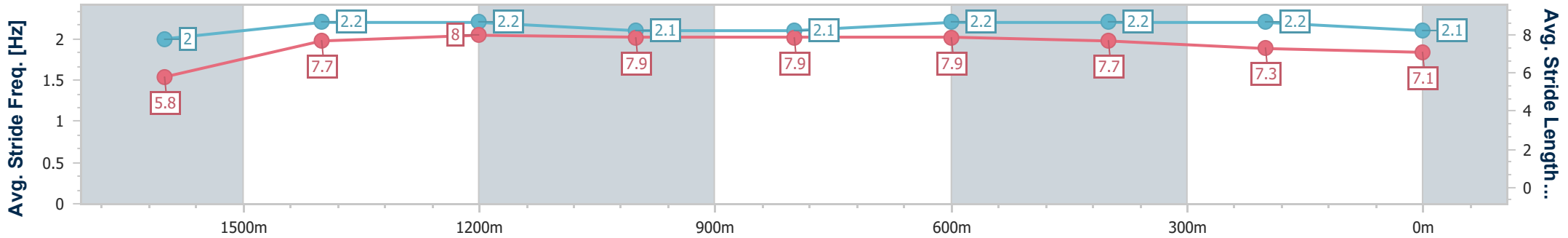
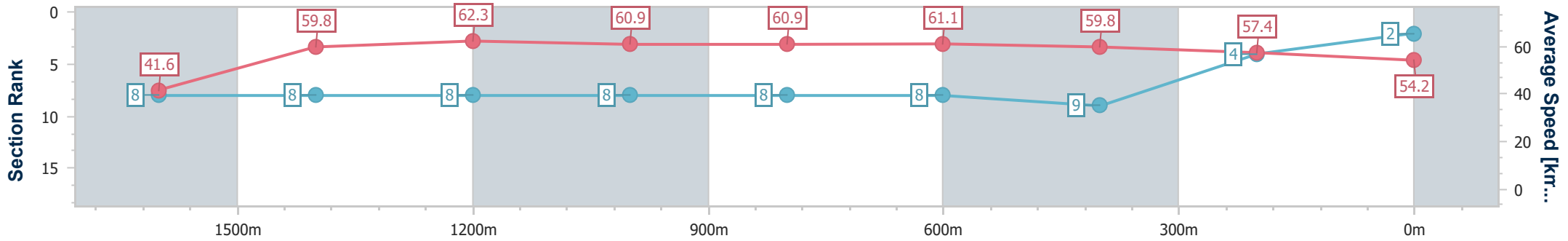
Race 4: QLD MAROONS Class 3 Handicap - 1700m



30 November 2024 - 14:55

Track Rating: Heavy 9, Weather: Showers, Rail Position: True

Section	Overall	1600m	1400m	1200m	1000m	800m	600m	400m	200m
Section Times	1:45.94 [2] (0:08.64)	1:37.30 [8] (0:12.22)	1:25.08 [8] (0:11.55)	1:13.53 [8] (0:11.81)	1:01.72 [8] (0:11.89)	0:49.83 [8] (0:11.83)	0:38.00 [8] (0:12.12)	0:25.88 [9] (0:12.57)	0:13.31 [4]
Average Speed [km/h]	41.6	59.8	62.3	60.9	60.9	61.1	59.8	57.4	54.2
Top Speed [km/h]	58.3	62.5	63.0	62.1	61.5	61.5	60.8	59.0	55.8
Avg. Dist. to Rail [m]	6.2	2.6	0.8	1.0	1.1	1.7	1.1	4.6	6.0
Avg. Stride Freq. [Hz]	2.0	2.2	2.2	2.1	2.1	2.2	2.2	2.2	2.1
Avg. Stride Length [m]	5.8	7.7	8.0	7.9	7.9	7.9	7.7	7.3	7.1



- [] Ranking at each section and finish
- .-.- No data available at this section
- NA No data available



Horse/Jockey Name	Devocean
Final Rank	3
Fastest Section Time (Section)	0:08.76 (Overall)
Top Speed [km/h] (Section)	63.6 (800m)
Race State	Finished



Aquis Park Gold Coast QLD Professional

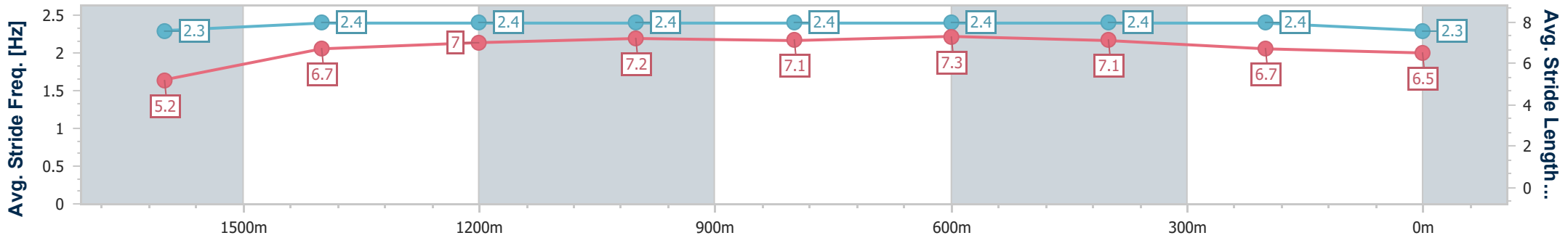
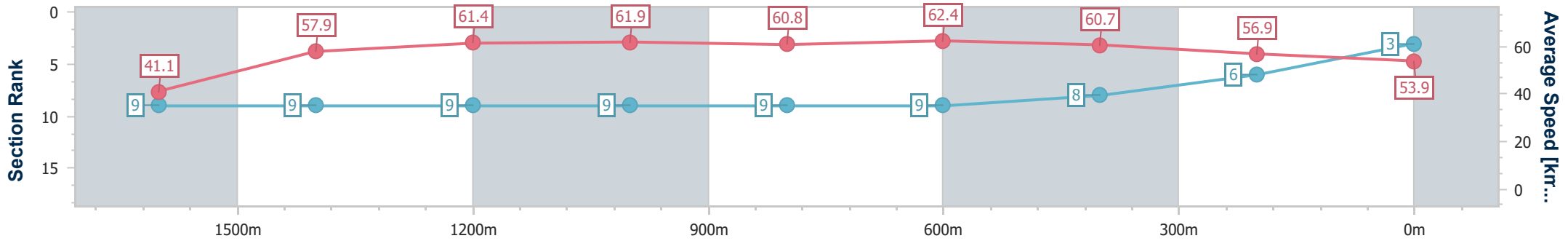
Race 4: QLD MAROONS Class 3 Handicap - 1700m



30 November 2024 - 14:55

Track Rating: Heavy 9, Weather: Showers, Rail Position: True

Section	Overall	1600m	1400m	1200m	1000m	800m	600m	400m	200m
Section Times	1:46.10 [3] (0:08.76)	1:37.34 [9] (0:12.51)	1:24.83 [9] (0:11.71)	1:13.12 [9] (0:11.63)	1:01.49 [9] (0:11.97)	0:49.52 [9] (0:11.61)	0:37.91 [9] (0:11.84)	0:26.07 [8] (0:12.71)	0:13.36 [6] (0:13.36)
Average Speed [km/h]	41.1	57.9	61.4	61.9	60.8	62.4	60.7	56.9	53.9
Top Speed [km/h]	57.3	60.4	62.7	63.3	61.7	63.6	62.3	58.8	55.4
Avg. Dist. to Rail [m]	2.3	0.8	1.6	2.6	1.9	1.2	0.7	6.6	9.2
Avg. Stride Freq. [Hz]	2.3	2.4	2.4	2.4	2.4	2.4	2.4	2.4	2.3
Avg. Stride Length [m]	5.2	6.7	7.0	7.2	7.1	7.3	7.1	6.7	6.5



- [] Ranking at each section and finish
- .-.- No data available at this section
- NA No data available



Horse/Jockey Name	Adelad
Final Rank	4
Fastest Section Time (Section)	0:08.53 (Overall)
Top Speed [km/h] (Section)	62.6 (1600m)
Race State	Finished



Aquis Park Gold Coast QLD Professional

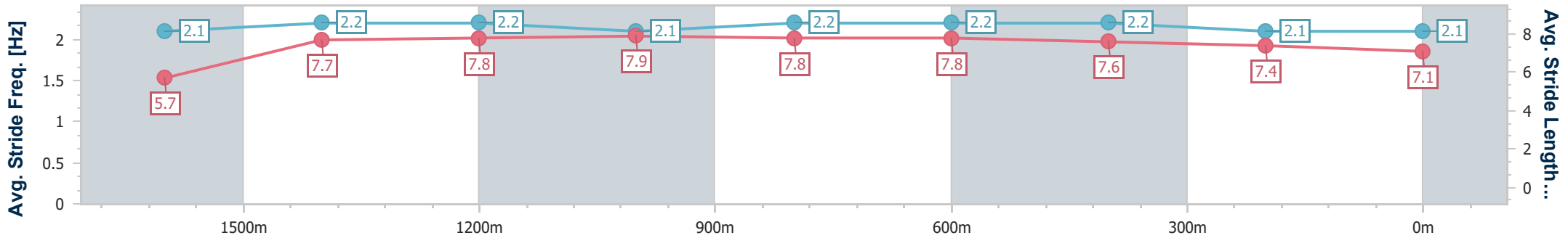
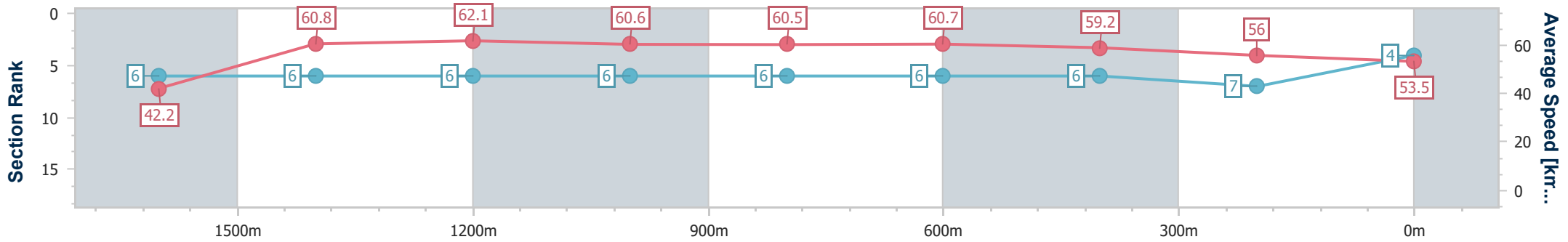
Race 4: QLD MAROONS Class 3 Handicap - 1700m



30 November 2024 - 14:55

Track Rating: Heavy 9, Weather: Showers, Rail Position: True

Section	Overall	1600m	1400m	1200m	1000m	800m	600m	400m	200m
Section Times	1:46.19 [4] (0:08.53)	1:37.66 [6] (0:11.90)	1:25.76 [6] (0:11.62)	1:14.14 [6] (0:11.87)	1:02.27 [6] (0:11.94)	0:50.33 [6] (0:11.87)	0:38.46 [6] (0:12.15)	0:26.31 [6] (0:12.88)	0:13.43 [7] (0:13.43)
Average Speed [km/h]	42.2	60.8	62.1	60.6	60.5	60.7	59.2	56.0	53.5
Top Speed [km/h]	57.7	62.6	62.5	62.0	61.3	61.1	60.9	57.3	54.1
Avg. Dist. to Rail [m]	2.4	1.3	0.5	0.6	0.6	0.7	0.4	2.0	2.4
Avg. Stride Freq. [Hz]	2.1	2.2	2.2	2.1	2.2	2.2	2.2	2.1	2.1
Avg. Stride Length [m]	5.7	7.7	7.8	7.9	7.8	7.8	7.6	7.4	7.1



- [] Ranking at each section and finish
- .-.- No data available at this section
- NA No data available



Horse/Jockey Name	Aichi Icon
Final Rank	5
Fastest Section Time (Section)	0:08.38 (Overall)
Top Speed [km/h] (Section)	63.6 (1600m)
Race State	Finished



Aquis Park Gold Coast QLD Professional

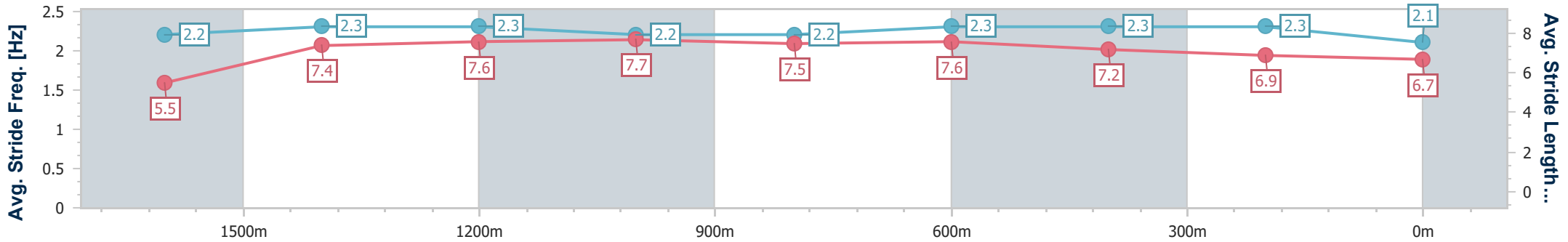
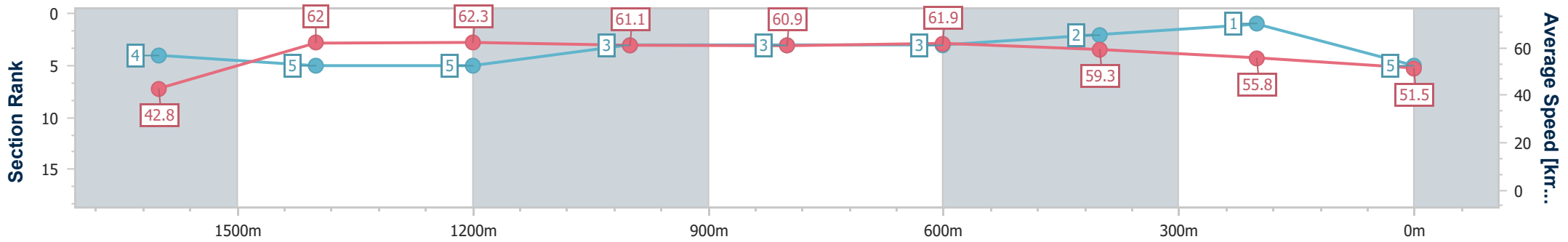
Race 4: QLD MAROONS Class 3 Handicap - 1700m



30 November 2024 - 14:55

Track Rating: Heavy 9, Weather: Showers, Rail Position: True

Section	Overall	1600m	1400m	1200m	1000m	800m	600m	400m	200m				
Section Times	1:46.50 [5] (0:08.38)	1:38.12 [4] (0:11.79)	1:26.33 [5] (0:11.60)	1:14.73 [5] (0:11.75)	1:02.98 [3] (0:12.04)	0:50.94 [3] (0:11.77)	0:39.17 [3] (0:12.18)	0:26.99 [2] (0:13.01)	0:13.98 [1] (0:13.98)				
Average Speed [km/h]	42.8	62.0	62.3	61.1	60.9	61.9	59.3	55.8	51.5				
Top Speed [km/h]	60.4	63.6	62.9	61.9	61.7	62.0	62.0	56.7	53.9				
Avg. Dist. to Rail [m]	7.2	2.8	2.0	3.0	3.6	2.9	0.8	4.0	4.7				
Avg. Stride Freq. [Hz]	2.2	2.3	2.3	2.2	2.2	2.3	2.3	2.3	2.1				
Avg. Stride Length [m]	5.5	7.4	7.6	7.7	7.5	7.6	7.2	6.9	6.7				



- [] Ranking at each section and finish
- .-.- No data available at this section
- NA No data available



Horse/Jockey Name	Passionate Rebel
Final Rank	6
Fastest Section Time (Section)	0:08.38 (Overall)
Top Speed [km/h] (Section)	63.3 (1600m)
Race State	Finished



Aquis Park Gold Coast QLD Professional

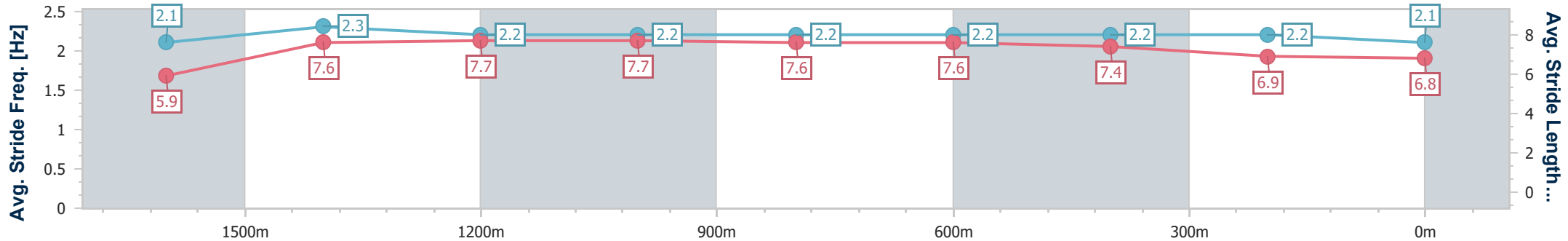
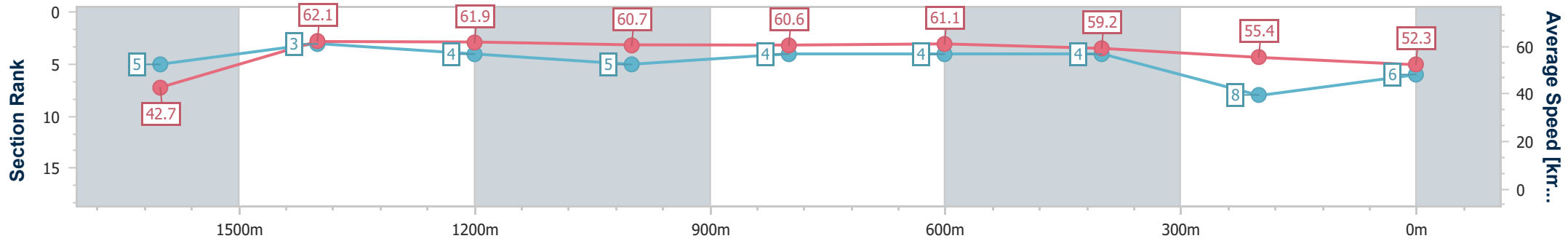
Race 4: QLD MAROONS Class 3 Handicap - 1700m



30 November 2024 - 14:55

Track Rating: Heavy 9, Weather: Showers, Rail Position: True

Section	Overall	1600m	1400m	1200m	1000m	800m	600m	400m	200m
Section Times	1:46.54 [6] (0:08.38)	1:38.16 [5] (0:11.71)	1:26.45 [3] (0:11.63)	1:14.82 [4] (0:11.90)	1:02.92 [5] (0:12.01)	0:50.91 [4] (0:11.89)	0:39.02 [4] (0:12.21)	0:26.81 [4] (0:13.05)	0:13.76 [8] (0:13.76)
Average Speed [km/h]	42.7	62.1	61.9	60.7	60.6	61.1	59.2	55.4	52.3
Top Speed [km/h]	59.9	63.3	63.1	61.1	61.3	61.6	61.3	56.7	53.6
Avg. Dist. to Rail [m]	0.7	1.4	1.7	2.2	2.4	2.3	1.1	3.1	5.8
Avg. Stride Freq. [Hz]	2.1	2.3	2.2	2.2	2.2	2.2	2.2	2.2	2.1
Avg. Stride Length [m]	5.9	7.6	7.7	7.7	7.6	7.6	7.4	6.9	6.8



- [] Ranking at each section and finish
- .-.- No data available at this section
- NA No data available



Horse/Jockey Name	Chayse 'N' Adam
Final Rank	7
Fastest Section Time (Section)	0:08.29 (Overall)
Top Speed [km/h] (Section)	64.8 (1600m)
Race State	Finished



Aquis Park Gold Coast QLD Professional

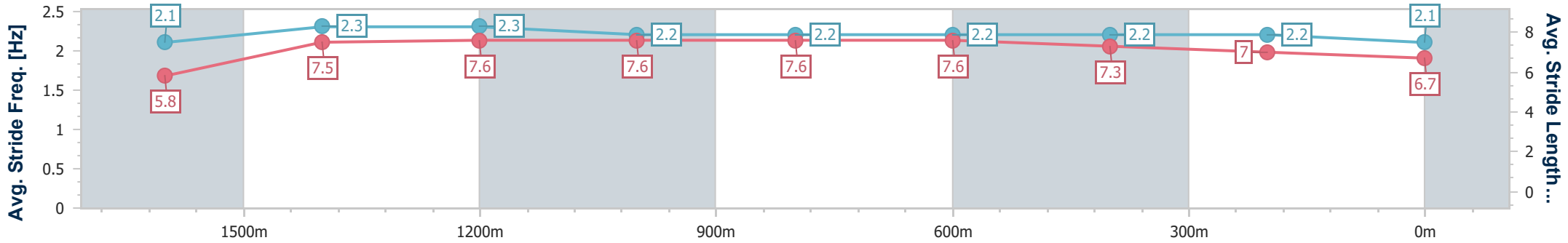
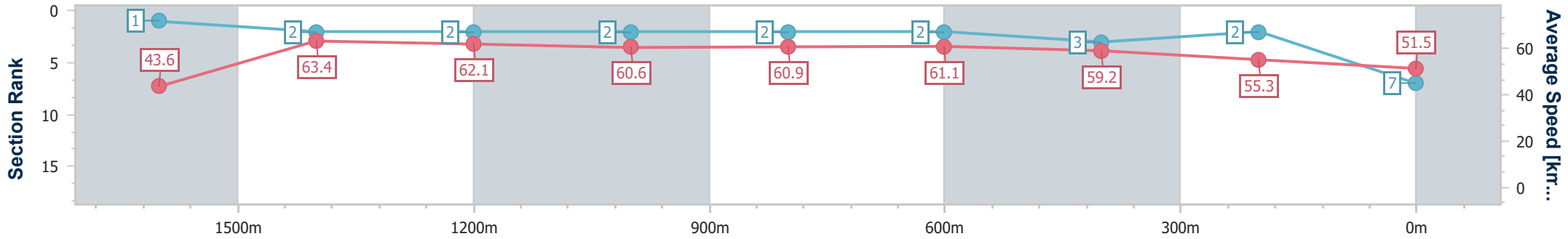
Race 4: QLD MAROONS Class 3 Handicap - 1700m



30 November 2024 - 14:55

Track Rating: Heavy 9, Weather: Showers, Rail Position: True

Section	Overall	1600m	1400m	1200m	1000m	800m	600m	400m	200m
Section Times	1:46.57 [7] (0:08.29)	1:38.28 [1] (0:11.55)	1:26.73 [2] (0:11.68)	1:15.05 [2] (0:11.83)	1:03.22 [2] (0:12.09)	0:51.13 [2] (0:11.88)	0:39.25 [2] (0:12.22)	0:27.03 [3] (0:13.04)	0:13.99 [2] (0:13.99)
Average Speed [km/h]	43.6	63.4	62.1	60.6	60.9	61.1	59.2	55.3	51.5
Top Speed [km/h]	61.5	64.8	63.3	61.3	61.4	62.4	60.9	56.0	53.1
Avg. Dist. to Rail [m]	8.6	4.0	3.3	3.5	3.8	3.0	0.6	2.2	3.7
Avg. Stride Freq. [Hz]	2.1	2.3	2.3	2.2	2.2	2.2	2.2	2.2	2.1
Avg. Stride Length [m]	5.8	7.5	7.6	7.6	7.6	7.6	7.3	7.0	6.7



- [] Ranking at each section and finish
- .-.- No data available at this section
- NA No data available



Horse/Jockey Name	Born To Be Alive
Final Rank	8
Fastest Section Time (Section)	0:08.31 (Overall)
Top Speed [km/h] (Section)	65.0 (1600m)
Race State	Finished



Aquis Park Gold Coast QLD Professional

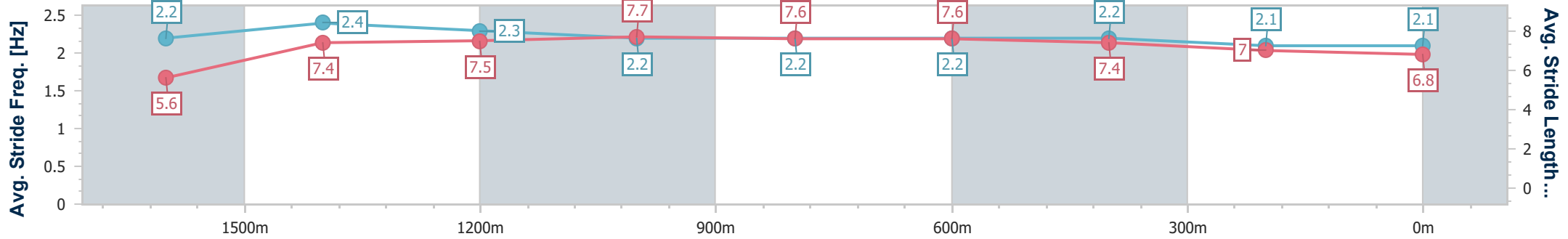
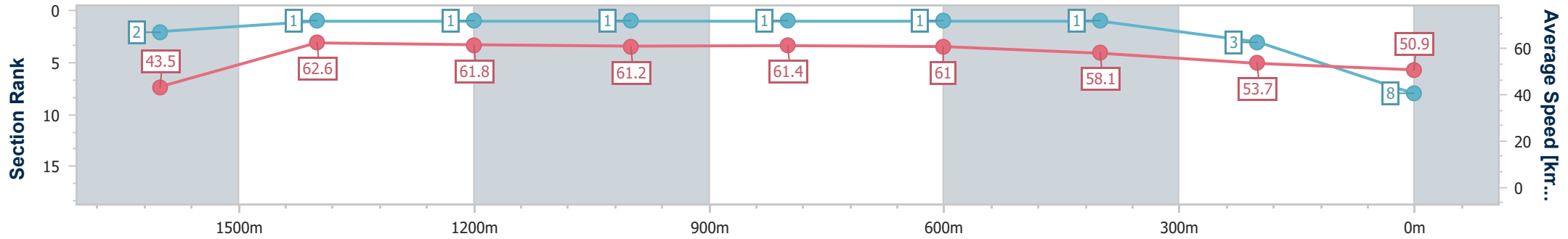
Race 4: QLD MAROONS Class 3 Handicap - 1700m



30 November 2024 - 14:55

Track Rating: Heavy 9, Weather: Showers, Rail Position: True

Section	Overall	1600m	1400m	1200m	1000m	800m	600m	400m	200m
Section Times	1:46.71 [8] (0:08.31)	1:38.40 [2] (0:11.53)	1:26.87 [1] (0:11.60)	1:15.27 [1] (0:11.78)	1:03.49 [1] (0:11.76)	0:51.73 [1] (0:11.84)	0:39.89 [1] (0:12.34)	0:27.55 [1] (0:13.44)	0:14.11 [3] (0:14.11)
Average Speed [km/h]	43.5	62.6	61.8	61.2	61.4	61.0	58.1	53.7	50.9
Top Speed [km/h]	61.2	65.0	63.6	61.7	61.9	61.6	59.6	55.7	52.4
Avg. Dist. to Rail [m]	4.1	1.3	0.8	0.3	0.7	0.8	0.7	0.6	0.9
Avg. Stride Freq. [Hz]	2.2	2.4	2.3	2.2	2.2	2.2	2.2	2.1	2.1
Avg. Stride Length [m]	5.6	7.4	7.5	7.7	7.6	7.6	7.4	7.0	6.8



- [] Ranking at each section and finish
- .-.- No data available at this section
- NA No data available



Horse/Jockey Name	Berry Foxie
Final Rank	9
Fastest Section Time (Section)	0:08.37 (Overall)
Top Speed [km/h] (Section)	63.5 (1400m)
Race State	Finished



Aquis Park Gold Coast QLD Professional

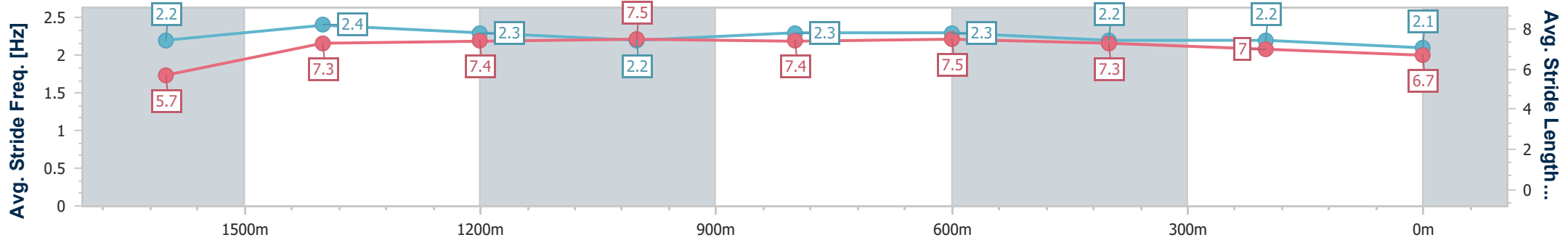
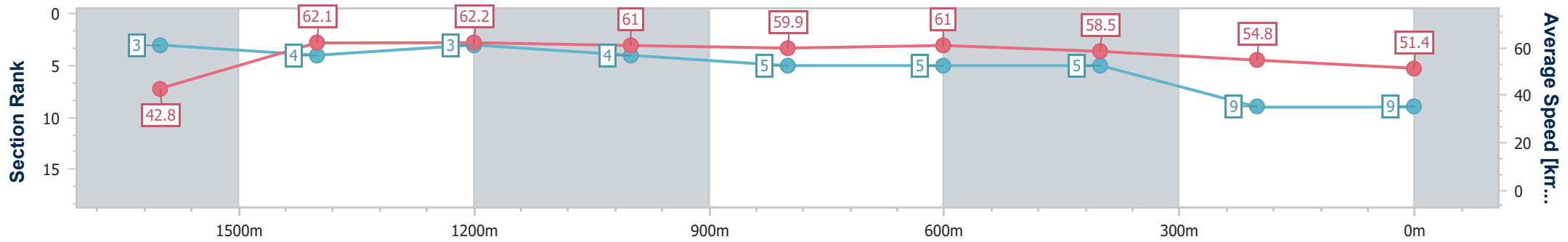
Race 4: QLD MAROONS Class 3 Handicap - 1700m



30 November 2024 - 14:55

Track Rating: Heavy 9, Weather: Showers, Rail Position: True

Section	Overall	1600m	1400m	1200m	1000m	800m	600m	400m	200m
Section Times	1:46.98 [9] (0:08.37)	1:38.61 [3] (0:11.74)	1:26.87 [4] (0:11.57)	1:15.30 [3] (0:11.85)	1:03.45 [4] (0:12.20)	0:51.25 [5] (0:11.84)	0:39.41 [5] (0:12.24)	0:27.17 [5] (0:13.14)	0:14.03 [9] (0:14.03)
Average Speed [km/h]	42.8	62.1	62.2	61.0	59.9	61.0	58.5	54.8	51.4
Top Speed [km/h]	60.4	63.5	63.5	62.3	61.4	62.4	59.5	56.2	53.0
Avg. Dist. to Rail [m]	0.9	1.8	2.9	3.9	3.3	1.3	0.9	0.5	2.4
Avg. Stride Freq. [Hz]	2.2	2.4	2.3	2.2	2.3	2.3	2.2	2.2	2.1
Avg. Stride Length [m]	5.7	7.3	7.4	7.5	7.4	7.5	7.3	7.0	6.7



- [] Ranking at each section and finish
- .-.- No data available at this section
- NA No data available



Horse/Jockey Name	Sir Lamorak
Final Rank	10
Fastest Section Time (Section)	0:08.81 (Overall)
Top Speed [km/h] (Section)	63.1 (1400m)
Race State	Finished



Aquis Park Gold Coast QLD Professional

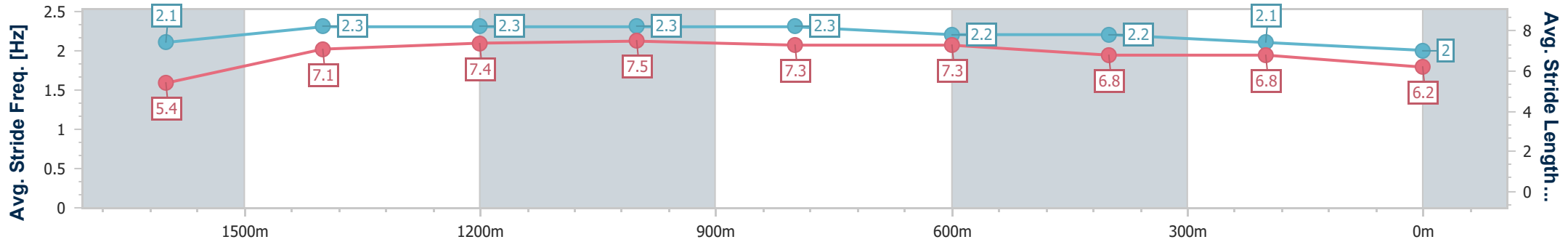
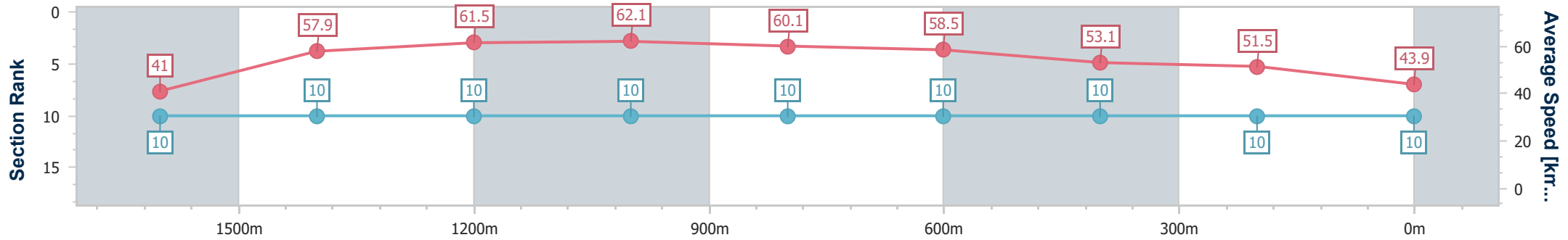
Race 4: QLD MAROONS Class 3 Handicap - 1700m



30 November 2024 - 14:55

Track Rating: Heavy 9, Weather: Showers, Rail Position: True

Section	Overall	1600m	1400m	1200m	1000m	800m	600m	400m	200m
Section Times	1:53.27 [10] (0:08.81)	1:44.46 [10] (0:12.56)	1:31.90 [10] (0:11.73)	1:20.17 [10] (0:11.63)	1:08.54 [10] (0:12.08)	0:56.46 [10] (0:12.43)	0:44.03 [10] (0:13.59)	0:30.44 [10] (0:14.03)	0:16.41 [10] (0:16.41)
Average Speed [km/h]	41.0	57.9	61.5	62.1	60.1	58.5	53.1	51.5	43.9
Top Speed [km/h]	57.0	59.9	63.1	62.5	61.2	60.1	56.7	52.8	49.6
Avg. Dist. to Rail [m]	3.4	2.1	1.9	2.8	2.1	2.3	0.8	3.7	3.8
Avg. Stride Freq. [Hz]	2.1	2.3	2.3	2.3	2.3	2.2	2.2	2.1	2.0
Avg. Stride Length [m]	5.4	7.1	7.4	7.5	7.3	7.3	6.8	6.8	6.2



- [] Ranking at each section and finish
- .-.- No data available at this section
- NA No data available