

Track Rating: Heavy 9, Weather: Showers, Rail Position: True

Section		Field Times												
		Overall	1000m	800m	600m	400m	200m	Last 600m						
		1:12.27 (0:13.31)	0:58.96 (0:10.75)	0:48.21 (0:11.28)	0:36.93 (0:11.66)	0:25.27 (0:12.36)	0:12.91 (0:12.91)	0:36.93						
Rank	TAB	Horse/Jockey	Barrier	Top Speed [km/h]	Fastest Section							Margin	Distance Travelled [m]	
1	5	BACKSTAGE Paul Hammersley	8	69.0	0:10.80	1:12.27 [1] (0:13.31)	0:58.96 [1] (0:10.80)	0:48.16 [2] (0:11.25)	0:36.91 [2] (0:11.64)	0:25.27 [1] (0:12.36)	0:12.91 [1] (0:12.91)	1:12.27	0:36.91	
2	21	HELLO LOVELY Micheal Hellyer	20	68.9	0:10.81	1:12.68 [2] (0:13.41)	0:59.27 [3] (0:10.81)	0:48.46 [3] (0:11.28)	0:37.18 [3] (0:11.67)	0:25.51 [3] (0:12.42)	0:13.09 [3] (0:13.09)	2.3L	0:37.18	+6
3	2	BOOTS WITH THE FUR Michael Cahill	16	69.8	0:10.83	1:12.68 [3] (0:13.75)	0:58.93 [7] (0:10.83)	0:48.10 [7] (0:11.36)	0:36.74 [7] (0:11.81)	0:24.93 [7] (0:12.09)	0:12.84 [4] (0:12.84)	2.4L	0:36.74	+9
4	15	LIPAROTA Adin Thompson	9	68.0	0:10.88	1:12.85 [4] (0:14.08)	0:58.77 [9] (0:10.88)	0:47.89 [9] (0:11.15)	0:36.74 [8] (0:11.80)	0:24.94 [8] (0:12.21)	0:12.73 [8] (0:12.73)	3.2L	0:36.74	-1
5	10	SPIRITUAL RHYTHM Yvette Lewis	2	67.2	0:11.03	1:13.00 [5] (0:13.81)	0:59.19 [8] (0:11.03)	0:48.16 [8] (0:11.46)	0:36.70 [9] (0:11.72)	0:24.98 [9] (0:12.14)	0:12.84 [9] (0:12.84)	4L	0:36.70	+0
6	16	LADY MAGNET Danny Peisley	3	69.0	0:10.66	1:13.21 [6] (0:13.40)	0:59.81 [2] (0:10.66)	0:49.15 [1] (0:11.28)	0:37.87 [1] (0:11.73)	0:26.14 [2] (0:12.48)	0:13.66 [2] (0:13.66)	5L	0:37.87	-5
7	17	THREE TEES Anthony Allen	1	67.5	0:10.71	1:13.26 [7] (0:13.60)	0:59.66 [4] (0:10.71)	0:48.95 [4] (0:11.35)	0:37.60 [5] (0:11.71)	0:25.89 [4] (0:12.51)	0:13.38 [5] (0:13.38)	5.2L	0:37.60	-3
8	9	FRENCH RIVIERA Brandon Lerena	21	69.1	0:10.73	1:13.57 [8] (0:13.70)	0:59.87 [6] (0:10.73)	0:49.14 [6] (0:11.26)	0:37.88 [6] (0:11.81)	0:26.07 [6] (0:12.51)	0:13.56 [7] (0:13.56)	7L	0:37.88	+7
9	3	STILL UNWANTED Sean Cormack	10	66.7	0:11.05	1:13.61 [9] (0:14.50)	0:59.11 [10] (0:11.05)	0:48.06 [10] (0:11.17)	0:36.89 [10] (0:11.56)	0:25.33 [10] (0:12.24)	0:13.09 [10] (0:13.09)	7.2L	0:36.89	+2
10	4	SUPREMEPERFORMANCE Ryan Wiggins	4	68.7	0:10.80	1:13.93 [10] (0:13.62)	1:00.31 [5] (0:10.80)	0:49.51 [5] (0:11.20)	0:38.31 [4] (0:11.85)	0:26.46 [5] (0:12.41)	0:14.05 [6] (0:14.05)	9L	0:38.31	+0

Scratched: In No Doubt (#6), Key Component (#19), Classic Shiraz (#20), Corvalist (#1), Miss Palladium (#12), Victory Flame (#8), Land Bank (#7), Subtext (#13), Achacha (#11), Champagne Problems (#14),



Horse/Jockey Name	Backstage
Final Rank	1
Fastest Section Time (Section)	0:10.80 (1000m)
Top Speed [km/h] (Section)	69.0 (Overall)
Race State	Finished



Aquis Park Gold Coast QLD Professional

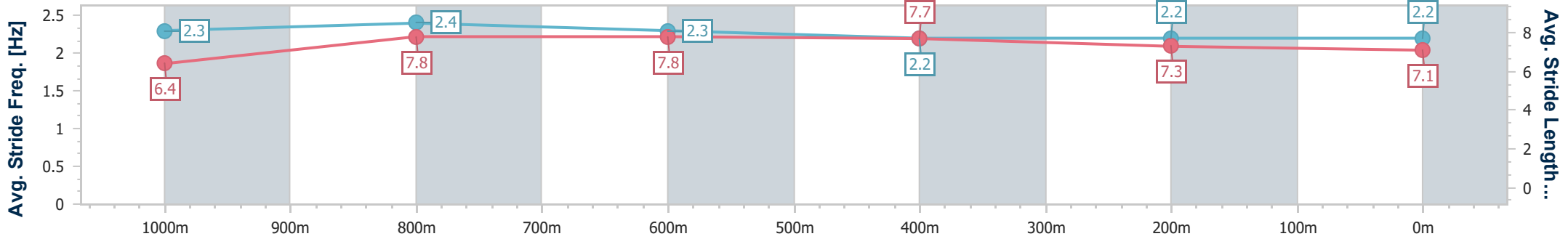
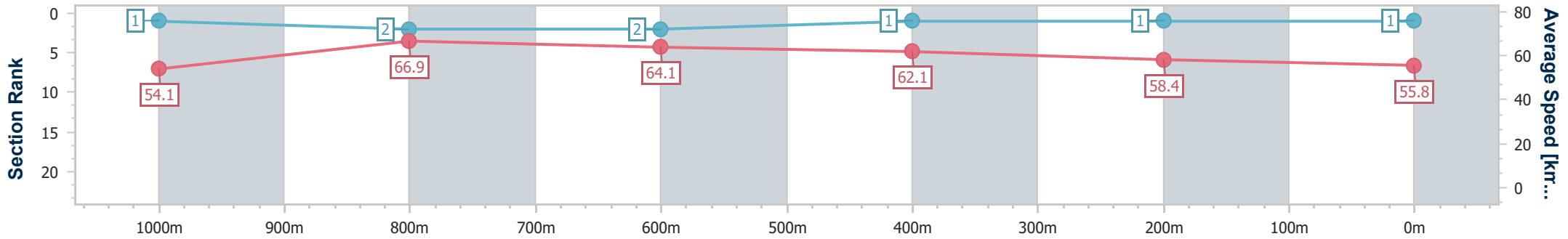
Race 7: DOLPHINS Maiden Handicap - 1200m



30 November 2024 - 16:50

Track Rating: Heavy 9, Weather: Showers, Rail Position: True

Section	Overall	1000m	800m	600m	400m	200m
Section Times	1:12.27 [1] (0:13.31)	0:58.96 [1] (0:10.80)	0:48.16 [2] (0:11.25)	0:36.91 [2] (0:11.64)	0:25.27 [1] (0:12.36)	0:12.91 [1] (0:12.91)
Average Speed [km/h]	54.1	66.9	64.1	62.1	58.4	55.8
Top Speed [km/h]	69.0	68.1	65.0	63.0	59.9	57.2
Avg. Dist. to Rail [m]	2.6	1.4	0.8	0.7	4.5	7.5
Avg. Stride Freq. [Hz]	2.3	2.4	2.3	2.2	2.2	2.2
Avg. Stride Length [m]	6.4	7.8	7.8	7.7	7.3	7.1



- [] Ranking at each section and finish
- .-.- No data available at this section
- NA No data available



Horse/Jockey Name	Hello Lovely
Final Rank	2
Fastest Section Time (Section)	0:10.81 (1000m)
Top Speed [km/h] (Section)	68.9 (1000m)
Race State	Finished



Aquis Park Gold Coast QLD Professional

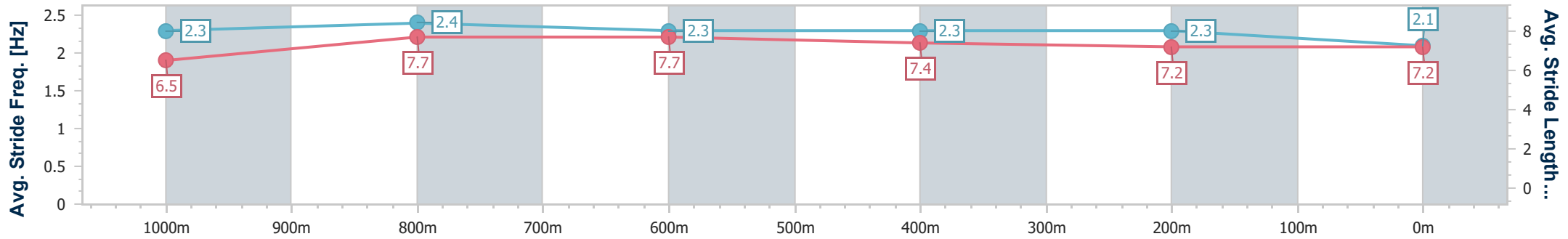
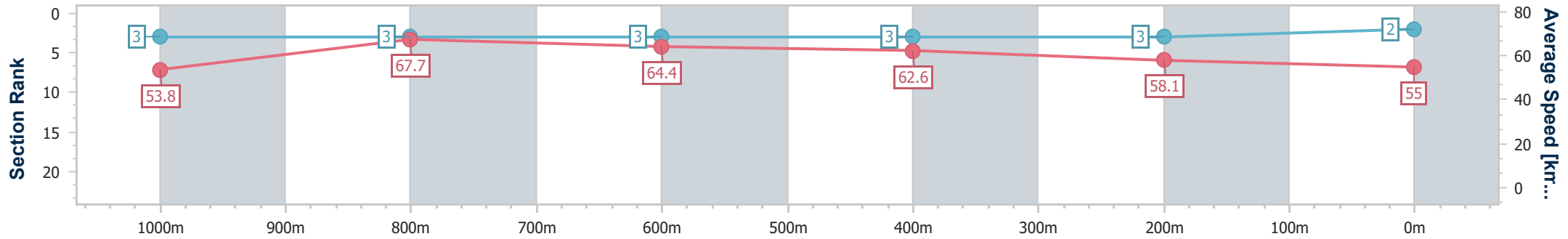
Race 7: DOLPHINS Maiden Handicap - 1200m



30 November 2024 - 16:50

Track Rating: Heavy 9, Weather: Showers, Rail Position: True

Section	Overall	1000m	800m	600m	400m	200m
Section Times	1:12.68 [2] (0:13.41)	0:59.27 [3] (0:10.81)	0:48.46 [3] (0:11.28)	0:37.18 [3] (0:11.67)	0:25.51 [3] (0:12.42)	0:13.09 [3] (0:13.09)
Average Speed [km/h]	53.8	67.7	64.4	62.6	58.1	55.0
Top Speed [km/h]	68.2	68.9	66.3	63.9	59.9	56.9
Avg. Dist. to Rail [m]	5.9	4.1	3.2	1.8	5.1	7.7
Avg. Stride Freq. [Hz]	2.3	2.4	2.3	2.3	2.3	2.1
Avg. Stride Length [m]	6.5	7.7	7.7	7.4	7.2	7.2



- [] Ranking at each section and finish
- .-.-.- No data available at this section
- NA No data available



Horse/Jockey Name	Boots With The Fur
Final Rank	3
Fastest Section Time (Section)	0:10.83 (1000m)
Top Speed [km/h] (Section)	69.8 (1000m)
Race State	Finished



Aquis Park Gold Coast QLD Professional

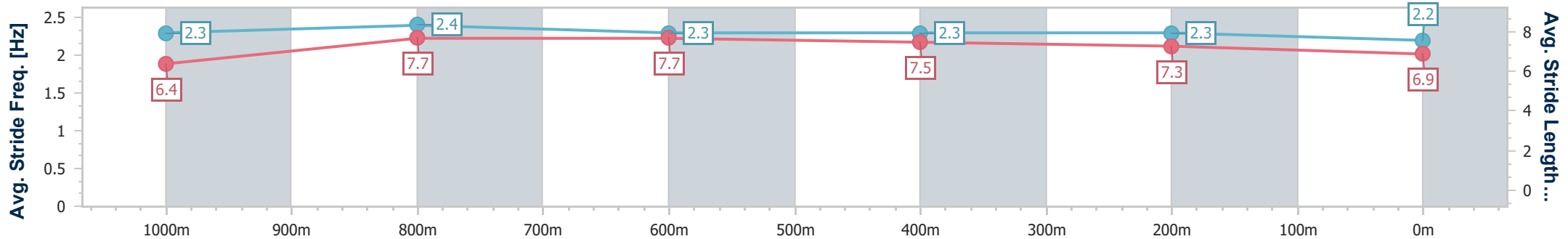
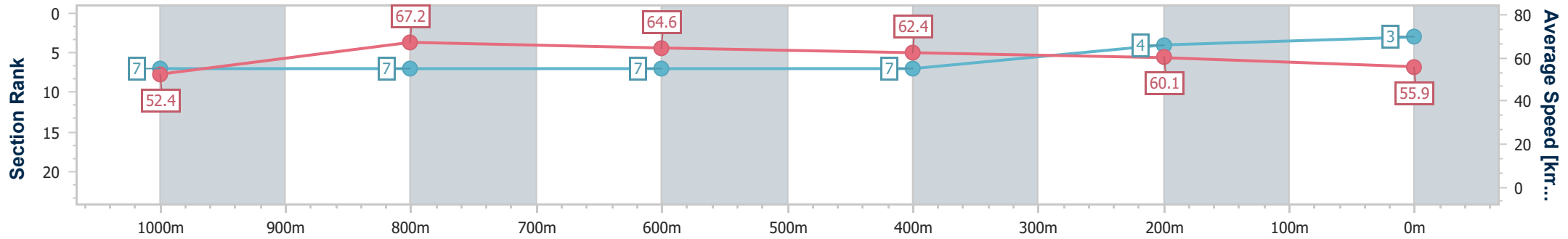
Race 7: DOLPHINS Maiden Handicap - 1200m

30 November 2024 - 16:50

Track Rating: Heavy 9, Weather: Showers, Rail Position: True



Section	Overall	1000m	800m	600m	400m	200m
Section Times	1:12.68 [3] (0:13.75)	0:58.93 [7] (0:10.83)	0:48.10 [7] (0:11.36)	0:36.74 [7] (0:11.81)	0:24.93 [7] (0:12.09)	0:12.84 [4] (0:12.84)
Average Speed [km/h]	52.4	67.2	64.6	62.4	60.1	55.9
Top Speed [km/h]	68.4	69.8	65.5	62.9	61.7	58.7
Avg. Dist. to Rail [m]	4.2	3.3	4.5	4.1	8.5	10.1
Avg. Stride Freq. [Hz]	2.3	2.4	2.3	2.3	2.3	2.2
Avg. Stride Length [m]	6.4	7.7	7.7	7.5	7.3	6.9



- [] Ranking at each section and finish
- .-.-.- No data available at this section
- NA No data available



Horse/Jockey Name	Liparota
Final Rank	4
Fastest Section Time (Section)	0:10.88 (1000m)
Top Speed [km/h] (Section)	68.0 (1000m)
Race State	Finished



Aquis Park Gold Coast QLD Professional

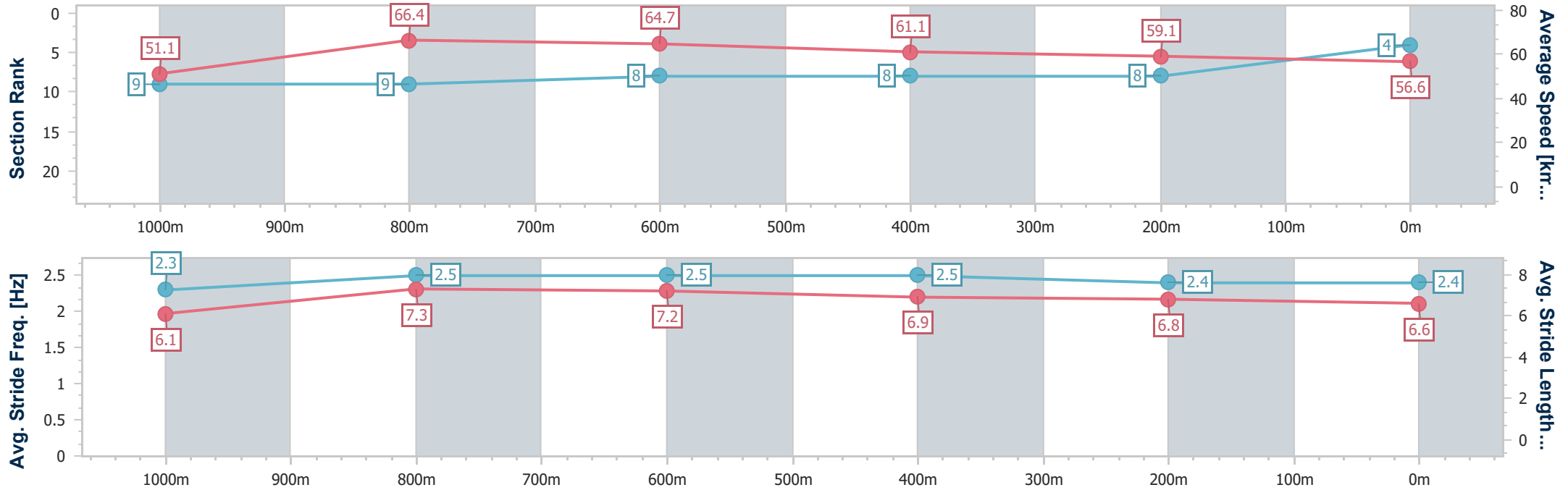
Race 7: DOLPHINS Maiden Handicap - 1200m



30 November 2024 - 16:50

Track Rating: Heavy 9, Weather: Showers, Rail Position: True

Section	Overall	1000m	800m	600m	400m	200m
Section Times	1:12.85 [4] (0:14.08)	0:58.77 [9] (0:10.88)	0:47.89 [9] (0:11.15)	0:36.74 [8] (0:11.80)	0:24.94 [8] (0:12.21)	0:12.73 [8]
Average Speed [km/h]	51.1	66.4	64.7	61.1	59.1	56.6
Top Speed [km/h]	67.5	68.0	65.9	62.5	60.4	57.9
Avg. Dist. to Rail [m]	4.6	1.5	0.3	0.6	1.7	2.9
Avg. Stride Freq. [Hz]	2.3	2.5	2.5	2.5	2.4	2.4
Avg. Stride Length [m]	6.1	7.3	7.2	6.9	6.8	6.6



- [] Ranking at each section and finish
- .-.- No data available at this section
- NA No data available



Horse/Jockey Name	Spiritual Rhythm
Final Rank	5
Fastest Section Time (Section)	0:11.03 (1000m)
Top Speed [km/h] (Section)	67.2 (1000m)
Race State	Finished



Aquis Park Gold Coast QLD Professional

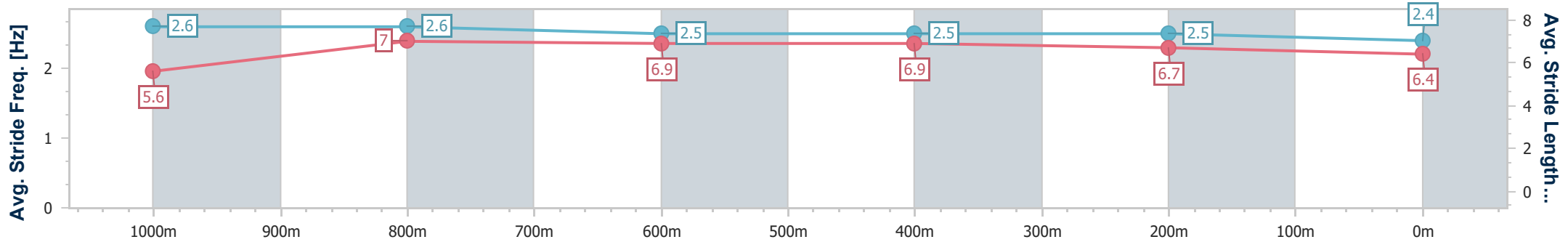
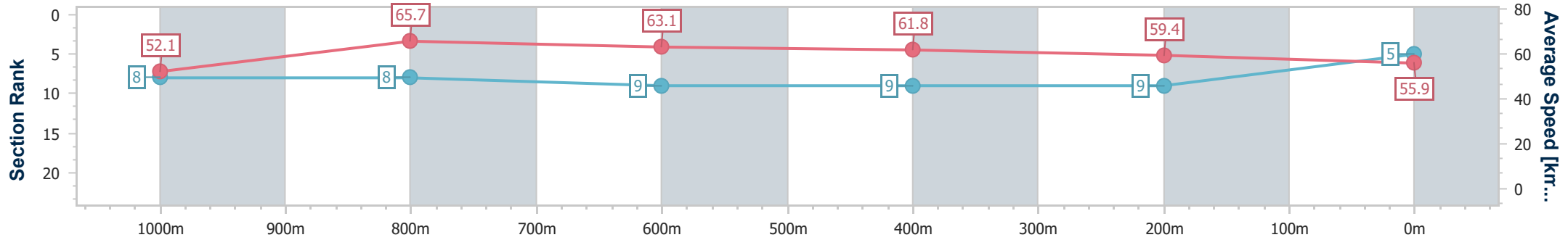
Race 7: DOLPHINS Maiden Handicap - 1200m



30 November 2024 - 16:50

Track Rating: Heavy 9, Weather: Showers, Rail Position: True

Section	Overall	1000m	800m	600m	400m	200m
Section Times	1:13.00 [5] (0:13.81)	0:59.19 [8] (0:11.03)	0:48.16 [8] (0:11.46)	0:36.70 [9] (0:11.72)	0:24.98 [9] (0:12.14)	0:12.84 [9] (0:12.84)
Average Speed [km/h]	52.1	65.7	63.1	61.8	59.4	55.9
Top Speed [km/h]	66.5	67.2	65.5	63.7	61.0	58.9
Avg. Dist. to Rail [m]	0.9	1.5	1.6	0.6	3.0	4.7
Avg. Stride Freq. [Hz]	2.6	2.6	2.5	2.5	2.5	2.4
Avg. Stride Length [m]	5.6	7.0	6.9	6.9	6.7	6.4



- [] Ranking at each section and finish
- .-.- No data available at this section
- NA No data available



Horse/Jockey Name	Lady Magnet
Final Rank	6
Fastest Section Time (Section)	0:10.66 (1000m)
Top Speed [km/h] (Section)	69.0 (1000m)
Race State	Finished



Aquis Park Gold Coast QLD Professional

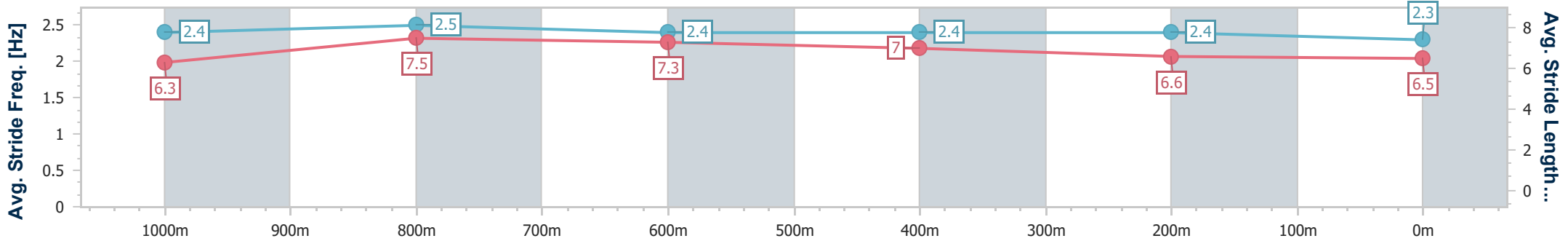
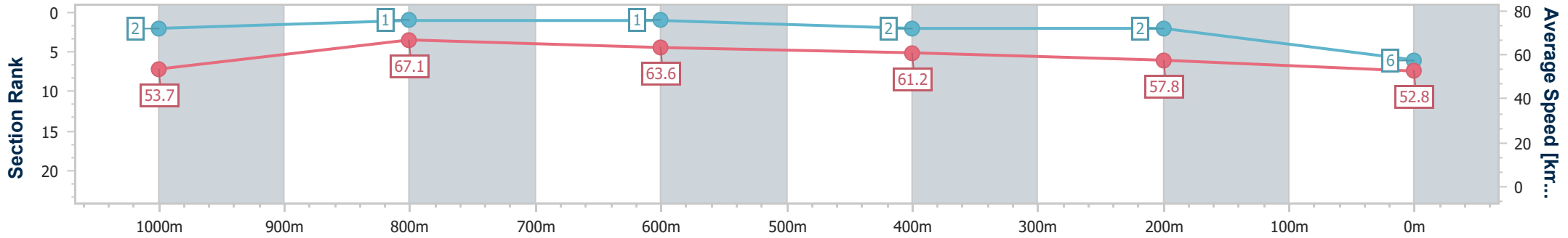
Race 7: DOLPHINS Maiden Handicap - 1200m



30 November 2024 - 16:50

Track Rating: Heavy 9, Weather: Showers, Rail Position: True

Section	Overall	1000m	800m	600m	400m	200m
Section Times	1:13.21 [6] (0:13.40)	0:59.81 [2] (0:10.66)	0:49.15 [1] (0:11.28)	0:37.87 [1] (0:11.73)	0:26.14 [2] (0:12.48)	0:13.66 [2]
Average Speed [km/h]	53.7	67.1	63.6	61.2	57.8	52.8
Top Speed [km/h]	68.3	69.0	65.0	63.0	60.8	55.1
Avg. Dist. to Rail [m]	1.1	1.2	1.1	0.7	3.2	5.9
Avg. Stride Freq. [Hz]	2.4	2.5	2.4	2.4	2.4	2.3
Avg. Stride Length [m]	6.3	7.5	7.3	7.0	6.6	6.5



- [] Ranking at each section and finish
- .-.- No data available at this section
- NA No data available



Horse/Jockey Name	Three Tees
Final Rank	7
Fastest Section Time (Section)	0:10.71 (1000m)
Top Speed [km/h] (Section)	67.5 (1000m)
Race State	Finished



Aquis Park Gold Coast QLD Professional

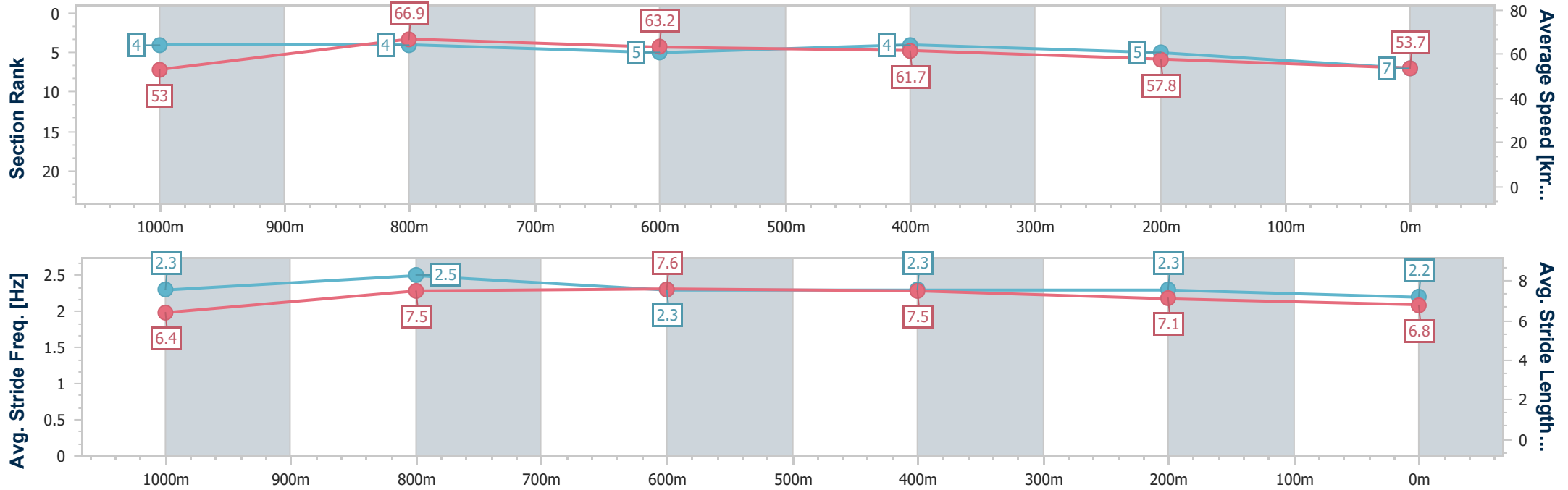
Race 7: DOLPHINS Maiden Handicap - 1200m

30 November 2024 - 16:50

Track Rating: Heavy 9, Weather: Showers, Rail Position: True



Section	Overall	1000m	800m	600m	400m	200m
Section Times	1:13.26 [7] (0:13.60)	0:59.66 [4] (0:10.71)	0:48.95 [4] (0:11.35)	0:37.60 [5] (0:11.71)	0:25.89 [4] (0:12.51)	0:13.38 [5] (0:13.38)
Average Speed [km/h]	53.0	66.9	63.2	61.7	57.8	53.7
Top Speed [km/h]	67.3	67.5	65.8	63.5	59.4	56.2
Avg. Dist. to Rail [m]	0.7	0.7	0.7	0.6	2.5	3.9
Avg. Stride Freq. [Hz]	2.3	2.5	2.3	2.3	2.3	2.2
Avg. Stride Length [m]	6.4	7.5	7.6	7.5	7.1	6.8



- [] Ranking at each section and finish
- .-.- No data available at this section
- NA No data available



Horse/Jockey Name	French Riviera
Final Rank	8
Fastest Section Time (Section)	0:10.73 (1000m)
Top Speed [km/h] (Section)	69.1 (1000m)
Race State	Finished



Aquis Park Gold Coast QLD Professional

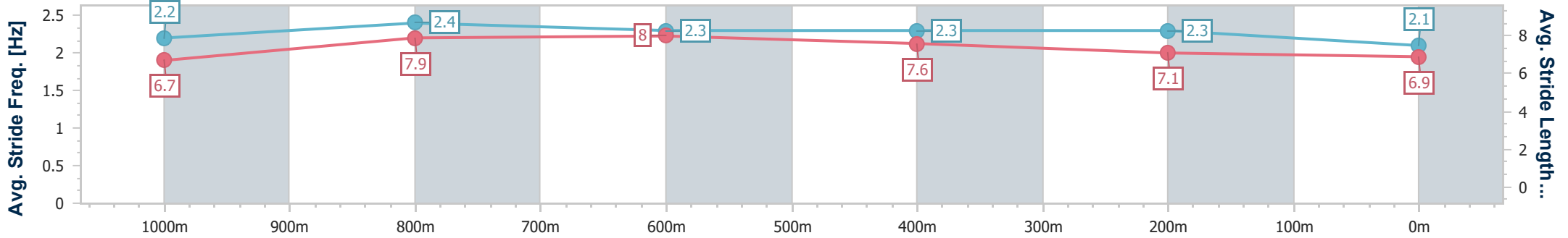
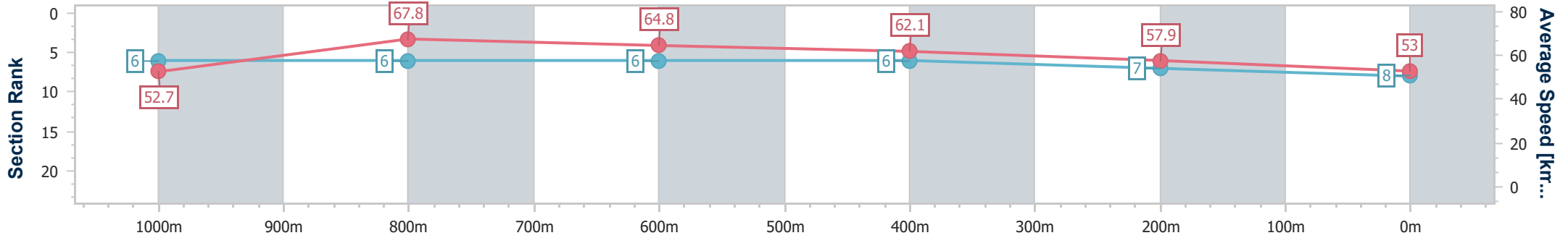
Race 7: DOLPHINS Maiden Handicap - 1200m



30 November 2024 - 16:50

Track Rating: Heavy 9, Weather: Showers, Rail Position: True

Section	Overall	1000m	800m	600m	400m	200m
Section Times	1:13.57 [8] (0:13.70)	0:59.87 [6] (0:10.73)	0:49.14 [6] (0:11.26)	0:37.88 [6] (0:11.81)	0:26.07 [6] (0:12.51)	0:13.56 [7]
Average Speed [km/h]	52.7	67.8	64.8	62.1	57.9	53.0
Top Speed [km/h]	68.4	69.1	66.6	63.2	59.3	55.6
Avg. Dist. to Rail [m]	5.9	3.6	3.0	3.3	6.8	8.4
Avg. Stride Freq. [Hz]	2.2	2.4	2.3	2.3	2.3	2.1
Avg. Stride Length [m]	6.7	7.9	8.0	7.6	7.1	6.9



- [] Ranking at each section and finish
- .-.- No data available at this section
- NA No data available



Horse/Jockey Name	Still Unwanted
Final Rank	9
Fastest Section Time (Section)	0:11.05 (1000m)
Top Speed [km/h] (Section)	66.7 (1000m)
Race State	Finished



Aquis Park Gold Coast QLD Professional

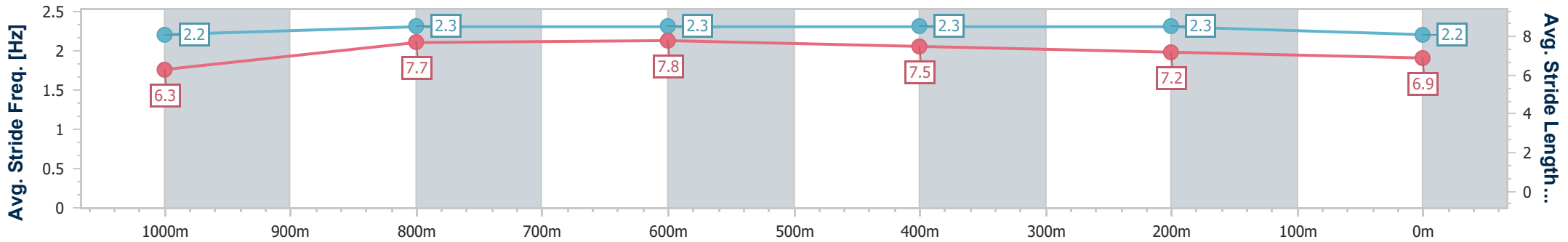
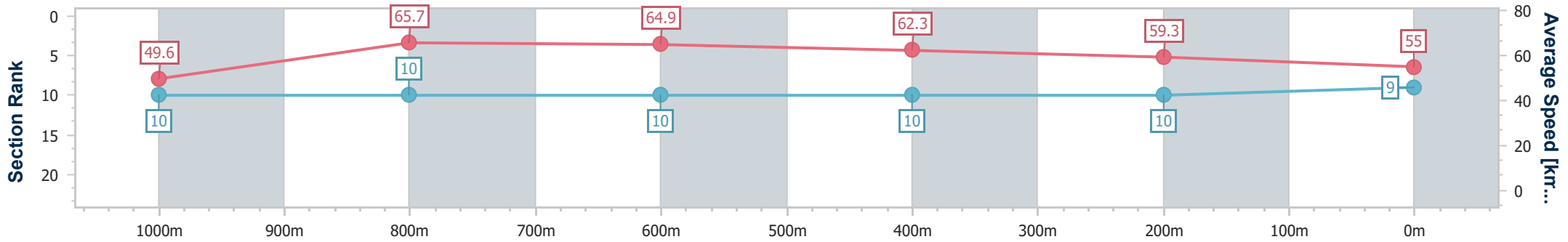
Race 7: DOLPHINS Maiden Handicap - 1200m

30 November 2024 - 16:50

Track Rating: Heavy 9, Weather: Showers, Rail Position: True



Section	Overall	1000m	800m	600m	400m	200m
Section Times	1:13.61 [9] (0:14.50)	0:59.11 [10] (0:11.05)	0:48.06 [10] (0:11.17)	0:36.89 [10] (0:11.56)	0:25.33 [10] (0:12.24)	0:13.09 [10]
Average Speed [km/h]	49.6	65.7	64.9	62.3	59.3	55.0
Top Speed [km/h]	64.8	66.7	65.9	63.8	60.6	57.4
Avg. Dist. to Rail [m]	4.5	2.7	1.6	0.8	7.5	11.2
Avg. Stride Freq. [Hz]	2.2	2.3	2.3	2.3	2.3	2.2
Avg. Stride Length [m]	6.3	7.7	7.8	7.5	7.2	6.9



- [] Ranking at each section and finish
- .-.- No data available at this section
- NA No data available



Horse/Jockey Name	Supremeperformance
Final Rank	10
Fastest Section Time (Section)	0:10.80 (1000m)
Top Speed [km/h] (Section)	68.7 (1000m)
Race State	Finished



Aquis Park Gold Coast QLD Professional

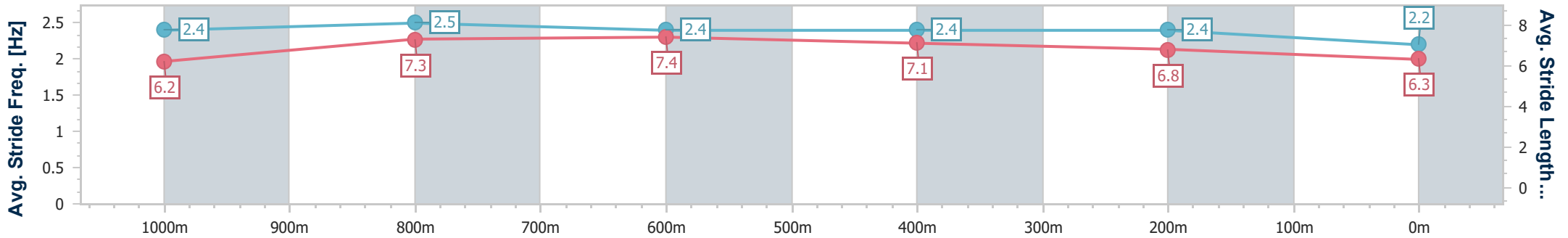
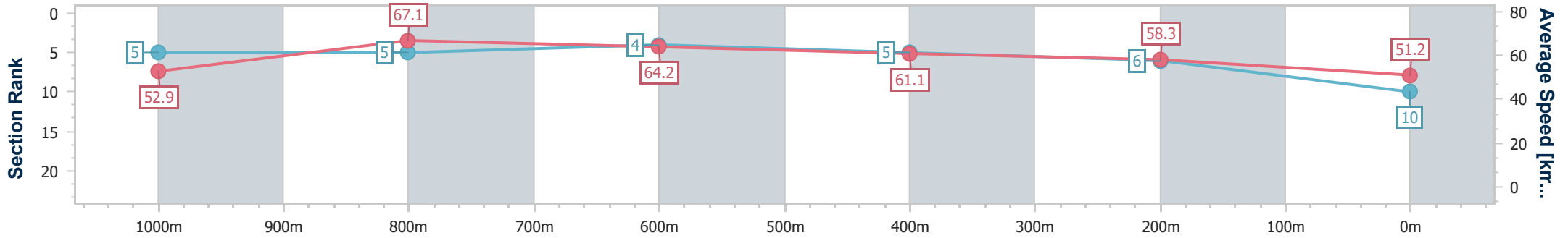
Race 7: DOLPHINS Maiden Handicap - 1200m

30 November 2024 - 16:50

Track Rating: Heavy 9, Weather: Showers, Rail Position: True



Section	Overall	1000m	800m	600m	400m	200m
Section Times	1:13.93 [10] (0:13.62)	1:00.31 [5] (0:10.80)	0:49.51 [5] (0:11.20)	0:38.31 [4] (0:11.85)	0:26.46 [5] (0:12.41)	0:14.05 [6] (0:14.05)
Average Speed [km/h]	52.9	67.1	64.2	61.1	58.3	51.2
Top Speed [km/h]	68.6	68.7	66.2	62.1	60.5	55.9
Avg. Dist. to Rail [m]	1.7	1.8	0.4	1.4	4.0	4.6
Avg. Stride Freq. [Hz]	2.4	2.5	2.4	2.4	2.4	2.2
Avg. Stride Length [m]	6.2	7.3	7.4	7.1	6.8	6.3



- [] Ranking at each section and finish
- .-.- No data available at this section
- NA No data available