



# Doomben QLD Professional

## Race 1: SEVEN BENCHMARK 85 Handicap - 1350m

30 November 2024 - 12:18



BRISBANE  
RACING CLUB

Track Rating: Heavy 10, Weather: Showers, Rail Position: +4.5m Entire

Section		Overall	1200m	1000m	800m	600m	400m	Last 600m				
Field Times		1:21.24 (0:10.84)	1:10.40 (0:11.06)	0:59.34 (0:11.41)	0:47.93 (0:12.08)	0:35.85 (0:11.75)	0:24.10 (0:11.69)	0:35.85				
Rank	TAB Horse/Jockey	Barrier	Top Speed [km/h]	Fastest Section	Distance Travelled [m]							
1	4 OVIDIUS Justin Huxtable	4	66.1 1200m	0:10.84 Overall	1:21.24 [1] (0:10.84)	1:10.40 [1] (0:11.06)	0:59.34 [1] (0:11.41)	0:47.93 [1] (0:12.08)	0:35.85 [1] (0:11.75)	0:24.10 [1] (0:11.69)	0:35.85	
2	7 METALART Michael Rodd	3	65.7 1200m	0:10.99 Overall	1:21.29 [2] (0:10.99)	1:10.30 [3] (0:11.20)	0:59.10 [4] (0:11.70)	0:47.40 [4] (0:11.98)	0:35.42 [4] (0:11.65)	0:23.77 [4] (0:11.35)	0:35.42	+6
3	11 QUEEN AIR Angela Jones	2	65.3 1200m	0:11.04 Overall	1:21.50 [3] (0:11.04)	1:10.46 [6] (0:11.34)	0:59.12 [5] (0:11.67)	0:47.45 [6] (0:11.96)	0:35.49 [6] (0:11.71)	0:23.78 [6] (0:11.56)	0:35.49	-2
4	9 EN POINTE Mark Du Plessis	5	67.0 1200m	0:10.85 Overall	1:21.67 [4] (0:10.85)	1:10.82 [2] (0:11.17)	0:59.65 [2] (0:11.58)	0:48.07 [2] (0:12.06)	0:36.01 [3] (0:11.70)	0:24.31 [2] (0:11.61)	0:36.01	+3
5	3 WINSTON SMURFHILL Cody Collis	7	64.5 1200m	0:11.32 Overall	1:21.86 [5] (0:11.32)	1:10.54 [7] (0:11.37)	0:59.17 [7] (0:11.65)	0:47.52 [7] (0:12.01)	0:35.51 [7] (0:11.63)	0:23.88 [7] (0:11.44)	0:35.51	+2
6	2 DON'T STOP Bailey Wheeler	6	63.9 1200m	0:11.02 Overall	1:21.96 [6] (0:11.02)	1:10.94 [5] (0:11.41)	0:59.53 [6] (0:11.53)	0:48.00 [5] (0:11.92)	0:36.08 [5] (0:11.65)	0:24.43 [5] (0:11.77)	0:36.08	+0
7	8 TARA JASMINE Samantha Collett	1	66.0 1200m	0:11.02 Overall	1:22.02 [7] (0:11.02)	1:11.00 [4] (0:11.12)	0:59.88 [3] (0:11.59)	0:48.29 [3] (0:11.87)	0:36.42 [2] (0:11.82)	0:24.60 [3] (0:11.90)	0:36.42	+0

Scratched: Art By Concorde (#5), Azzareach (#6), End Assembly (#10), I Am Artie (#1)



# Doomben QLD Professional

## Race 1: SEVEN BENCHMARK 85 Handicap - 1350m

30 November 2024 - 12:18



BRISBANE  
RACING CLUB

Track Rating: Heavy 10, Weather: Showers, Rail Position: +4.5m Entire

Section				200m				Last 600m	
Field Times				0:12.41 (0:12.41)				0:35.85	
Rank	TAB	Horse/Jockey	Barrier	Top Speed [km/h]	Fastest Section	Margin			Distance Travelled [m]
1	4	<b>OVIDIUS</b> Justin Huxtable	4	66.1 1200m	0:10.84 Overall	0:12.41 [1] (0:12.41)	1:21.24		0:35.85
2	7	<b>METALART</b> Michael Rodd	3	65.7 1200m	0:10.99 Overall	0:12.42 [2] (0:12.42)	0.27L		0:35.42 +6
3	11	<b>QUEEN AIR</b> Angela Jones	2	65.3 1200m	0:11.04 Overall	0:12.22 [4] (0:12.22)	1.52L		0:35.49 -2
4	9	<b>EN POINTE</b> Mark Du Plessis	5	67.0 1200m	0:10.85 Overall	0:12.70 [3] (0:12.70)	2.53L		0:36.01 +3
5	3	<b>WINSTON SMURFHILL</b> Cody Collis	7	64.5 1200m	0:11.32 Overall	0:12.44 [7] (0:12.44)	3.64L		0:35.51 +2
6	2	<b>DON'T STOP</b> Bailey Wheeler	6	63.9 1200m	0:11.02 Overall	0:12.66 [5] (0:12.66)	4.2L		0:36.08 +0
7	8	<b>TARA JASMINE</b> Samantha Collett	1	66.0 1200m	0:11.02 Overall	0:12.70 [6] (0:12.70)	4.59L		0:36.42 +0

Scratched: Art By Concorde (#5), Azzareach (#6), End Assembly (#10), I Am Artie (#1)



Horse/Jockey Name	Ovidius
Final Rank	1
Fastest Section Time (Section)	0:10.84 (Overall)
Top Speed [km/h] (Section)	66.1 (1200m)
Race State	Finished



Doomben QLD Professional

Race 1: SEVEN BENCHMARK 85 Handicap - 1350m

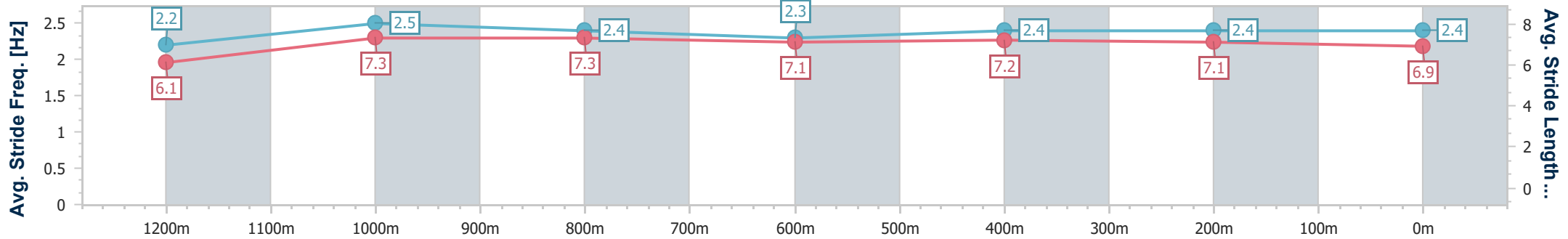
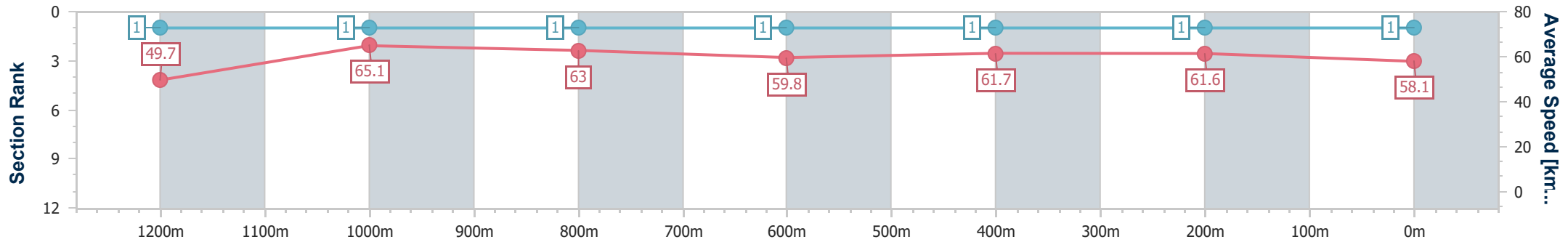
30 November 2024 - 12:18

Track Rating: Heavy 10, Weather: Showers, Rail Position: +4.5m Entire



BRISBANE RACING CLUB

Section	Overall	1200m	1000m	800m	600m	400m	200m
Section Times	1:21.24 [1] (0:10.84)	1:10.40 [1] (0:11.06)	0:59.34 [1] (0:11.41)	0:47.93 [1] (0:12.08)	0:35.85 [1] (0:11.75)	0:24.10 [1] (0:11.69)	0:12.41 [1] (0:12.41)
Average Speed [km/h]	49.7	65.1	63.0	59.8	61.7	61.6	58.1
Top Speed [km/h]	64.8	66.1	65.0	61.9	62.8	63.7	60.2
Avg. Dist. to Rail [m]	4.1	0.7	1.4	1.3	1.4	0.4	0.8
Avg. Stride Freq. [Hz]	2.2	2.5	2.4	2.3	2.4	2.4	2.4
Avg. Stride Length [m]	6.1	7.3	7.3	7.1	7.2	7.1	6.9



- [ ] Ranking at each section and finish
- .-.- No data available at this section
- NA No data available



Horse/Jockey Name	Metalart
Final Rank	2
Fastest Section Time (Section)	0:10.99 (Overall)
Top Speed [km/h] (Section)	65.7 (1200m)
Race State	Finished



### Doomben QLD Professional

Race 1: SEVEN BENCHMARK 85 Handicap - 1350m

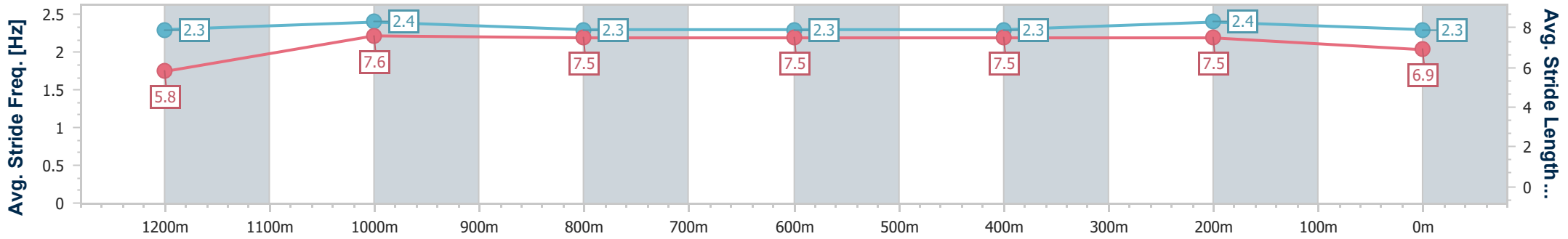
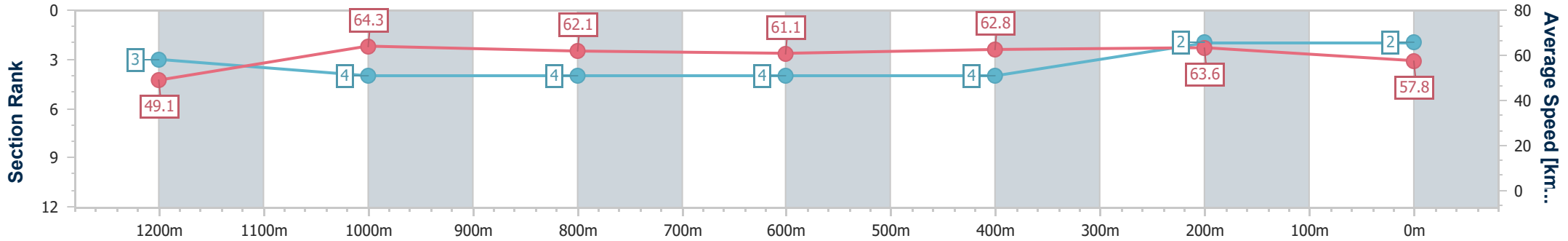
30 November 2024 - 12:18

Track Rating: Heavy 10, Weather: Showers, Rail Position: +4.5m Entire



BRISBANE RACING CLUB

Section	Overall	1200m	1000m	800m	600m	400m	200m
Section Times	1:21.29 [2] (0:10.99)	1:10.30 [3] (0:11.20)	0:59.10 [4] (0:11.70)	0:47.40 [4] (0:11.98)	0:35.42 [4] (0:11.65)	0:23.77 [4] (0:11.35)	0:12.42 [2] (0:12.42)
Average Speed [km/h]	49.1	64.3	62.1	61.1	62.8	63.6	57.8
Top Speed [km/h]	64.5	65.7	63.2	62.2	63.6	65.2	62.5
Avg. Dist. to Rail [m]	4.8	2.4	2.9	3.3	2.7	2.7	4.2
Avg. Stride Freq. [Hz]	2.3	2.4	2.3	2.3	2.3	2.4	2.3
Avg. Stride Length [m]	5.8	7.6	7.5	7.5	7.5	7.5	6.9



- [ ] Ranking at each section and finish
- .-.- No data available at this section
- NA No data available



Horse/Jockey Name	Queen Air
Final Rank	3
Fastest Section Time (Section)	0:11.04 (Overall)
Top Speed [km/h] (Section)	65.3 (1200m)
Race State	Finished



Doomben QLD Professional

Race 1: SEVEN BENCHMARK 85 Handicap - 1350m

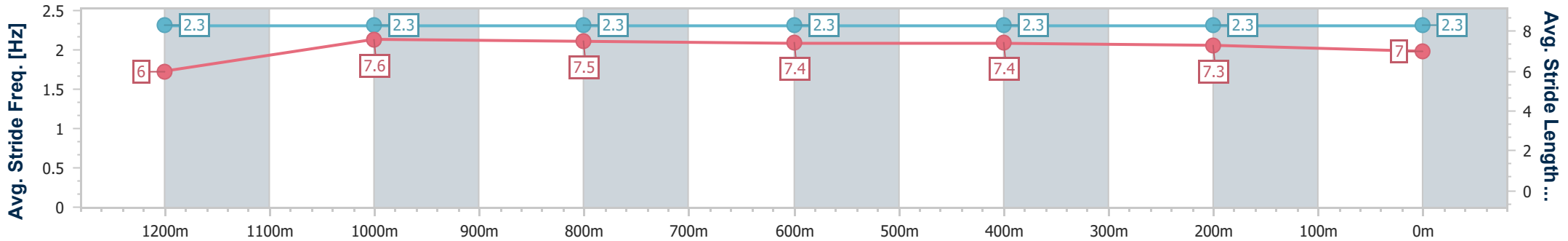
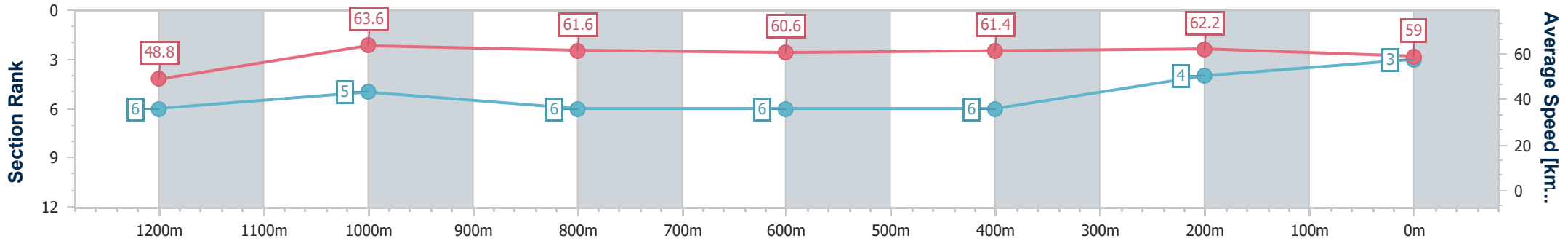
30 November 2024 - 12:18

Track Rating: Heavy 10, Weather: Showers, Rail Position: +4.5m Entire



BRISBANE RACING CLUB

Section	Overall	1200m	1000m	800m	600m	400m	200m
Section Times	1:21.50 [3] (0:11.04)	1:10.46 [6] (0:11.34)	0:59.12 [5] (0:11.67)	0:47.45 [6] (0:11.96)	0:35.49 [6] (0:11.71)	0:23.78 [6] (0:11.56)	0:12.22 [4] (0:12.22)
Average Speed [km/h]	48.8	63.6	61.6	60.6	61.4	62.2	59.0
Top Speed [km/h]	63.3	65.3	63.2	62.2	62.7	63.6	63.1
Avg. Dist. to Rail [m]	2.8	0.6	0.3	1.0	0.9	1.7	4.2
Avg. Stride Freq. [Hz]	2.3	2.3	2.3	2.3	2.3	2.3	2.3
Avg. Stride Length [m]	6.0	7.6	7.5	7.4	7.4	7.3	7.0



- [ ] Ranking at each section and finish
- .-.- No data available at this section
- NA No data available



Horse/Jockey Name	En Pointe
Final Rank	4
Fastest Section Time (Section)	0:10.85 (Overall)
Top Speed [km/h] (Section)	67.0 (1200m)
Race State	Finished



Doomben QLD Professional

Race 1: SEVEN BENCHMARK 85 Handicap - 1350m

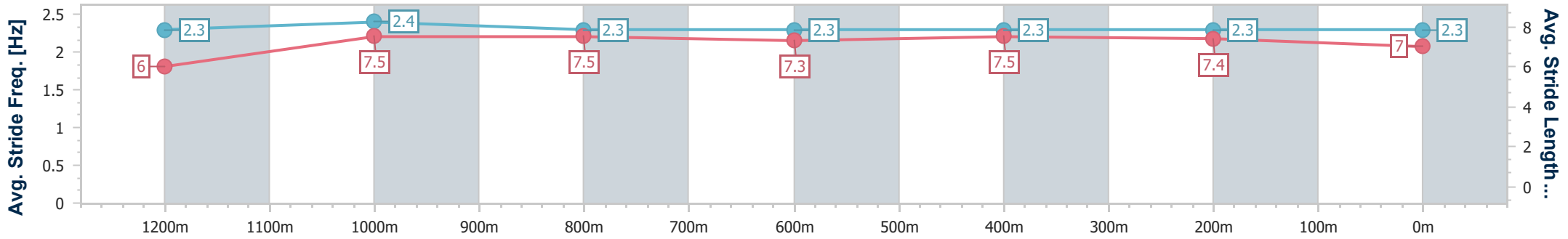
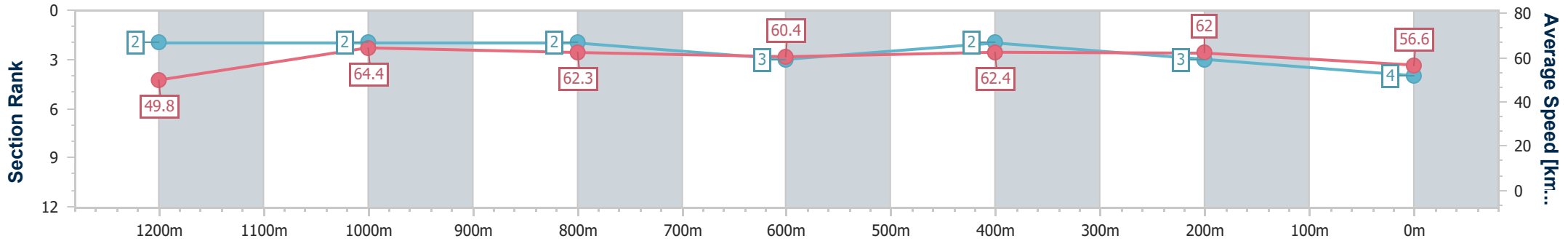
30 November 2024 - 12:18

Track Rating: Heavy 10, Weather: Showers, Rail Position: +4.5m Entire



BRISBANE RACING CLUB

Section	Overall	1200m	1000m	800m	600m	400m	200m
Section Times	1:21.67 [4] (0:10.85)	1:10.82 [2] (0:11.17)	0:59.65 [2] (0:11.58)	0:48.07 [2] (0:12.06)	0:36.01 [3] (0:11.70)	0:24.31 [2] (0:11.61)	0:12.70 [3] (0:12.70)
Average Speed [km/h]	49.8	64.4	62.3	60.4	62.4	62.0	56.6
Top Speed [km/h]	66.8	67.0	63.8	61.8	64.3	63.5	60.4
Avg. Dist. to Rail [m]	5.5	1.6	1.0	2.3	2.1	1.1	2.3
Avg. Stride Freq. [Hz]	2.3	2.4	2.3	2.3	2.3	2.3	2.3
Avg. Stride Length [m]	6.0	7.5	7.5	7.3	7.5	7.4	7.0



- [ ] Ranking at each section and finish
- .-.- No data available at this section
- NA No data available



Horse/Jockey Name	Winston Smurfhill
Final Rank	5
Fastest Section Time (Section)	0:11.32 (Overall)
Top Speed [km/h] (Section)	64.5 (1200m)
Race State	Finished



Doomben QLD Professional

Race 1: SEVEN BENCHMARK 85 Handicap - 1350m

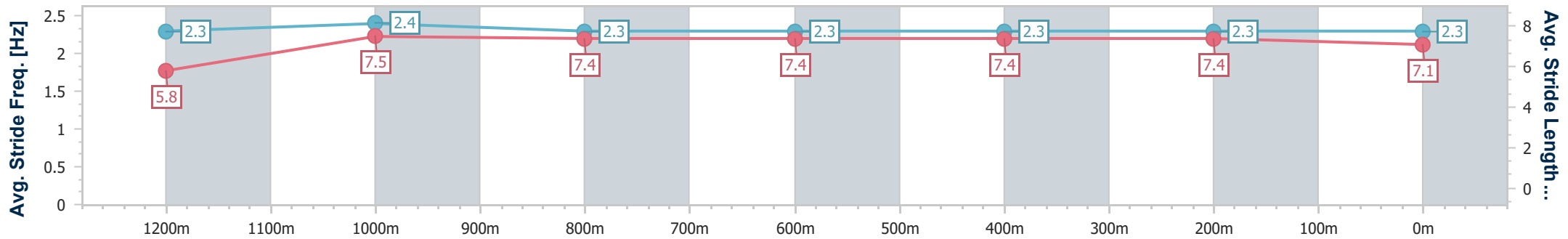
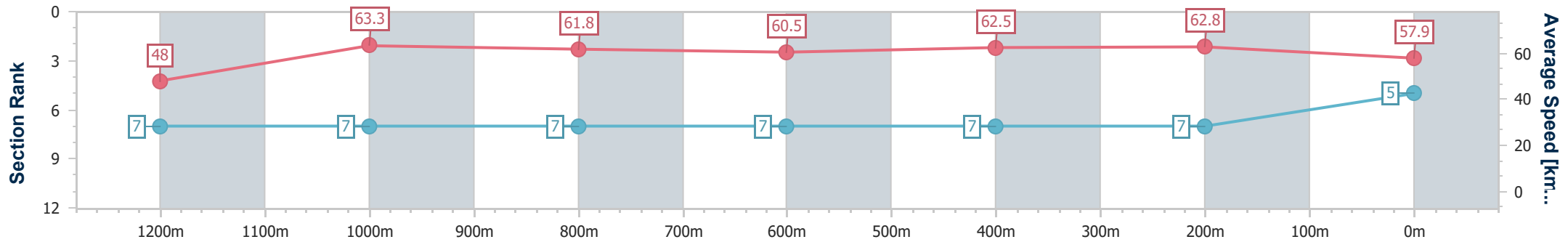
30 November 2024 - 12:18

Track Rating: Heavy 10, Weather: Showers, Rail Position: +4.5m Entire



BRISBANE RACING CLUB

Section	Overall	1200m	1000m	800m	600m	400m	200m
Section Times	1:21.86 [5] (0:11.32)	1:10.54 [7] (0:11.37)	0:59.17 [7] (0:11.65)	0:47.52 [7] (0:12.01)	0:35.51 [7] (0:11.63)	0:23.88 [7] (0:11.44)	0:12.44 [7] (0:12.44)
Average Speed [km/h]	48.0	63.3	61.8	60.5	62.5	62.8	57.9
Top Speed [km/h]	61.7	64.5	63.3	62.3	63.7	63.4	61.9
Avg. Dist. to Rail [m]	7.5	2.5	1.1	1.8	1.8	1.1	0.8
Avg. Stride Freq. [Hz]	2.3	2.4	2.3	2.3	2.3	2.3	2.3
Avg. Stride Length [m]	5.8	7.5	7.4	7.4	7.4	7.4	7.1



- [ ] Ranking at each section and finish
- .-.- No data available at this section
- NA No data available



Horse/Jockey Name	Don't Stop
Final Rank	6
Fastest Section Time (Section)	0:11.02 (Overall)
Top Speed [km/h] (Section)	63.9 (1200m)
Race State	Finished



Doomben QLD Professional

Race 1: SEVEN BENCHMARK 85 Handicap - 1350m

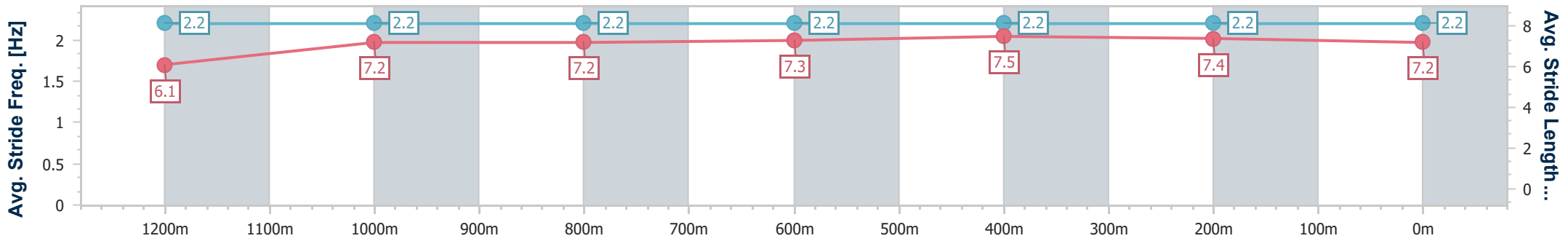
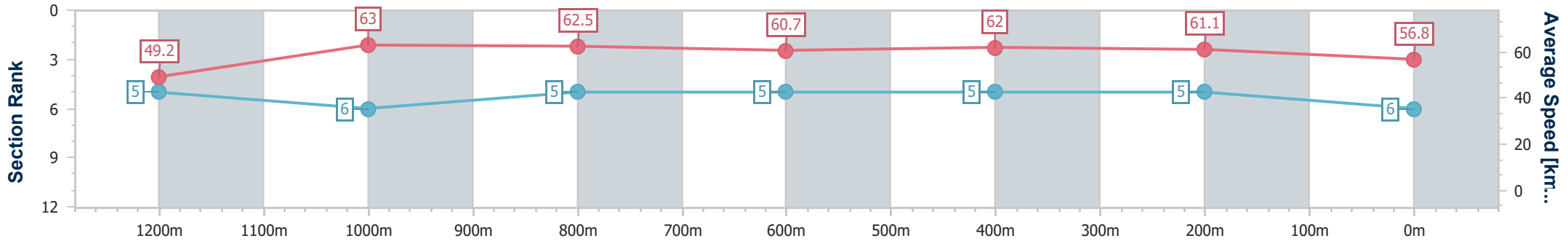
30 November 2024 - 12:18

Track Rating: Heavy 10, Weather: Showers, Rail Position: +4.5m Entire



BRISBANE RACING CLUB

Section	Overall	1200m	1000m	800m	600m	400m	200m
Section Times	1:21.96 [6] (0:11.02)	1:10.94 [5] (0:11.41)	0:59.53 [6] (0:11.53)	0:48.00 [5] (0:11.92)	0:36.08 [5] (0:11.65)	0:24.43 [5] (0:11.77)	0:12.66 [5] (0:12.66)
Average Speed [km/h]	49.2	63.0	62.5	60.7	62.0	61.1	56.8
Top Speed [km/h]	61.7	63.9	63.7	62.1	62.7	62.0	60.2
Avg. Dist. to Rail [m]	6.2	2.4	1.5	0.6	0.3	1.8	3.8
Avg. Stride Freq. [Hz]	2.2	2.2	2.2	2.2	2.2	2.2	2.2
Avg. Stride Length [m]	6.1	7.2	7.2	7.3	7.5	7.4	7.2



- [ ] Ranking at each section and finish
- .-.- No data available at this section
- NA No data available





Horse/Jockey Name	Tara Jasmine
Final Rank	7
Fastest Section Time (Section)	0:11.02 (Overall)
Top Speed [km/h] (Section)	66.0 (1200m)
Race State	Finished



Doomben QLD Professional

Race 1: SEVEN BENCHMARK 85 Handicap - 1350m

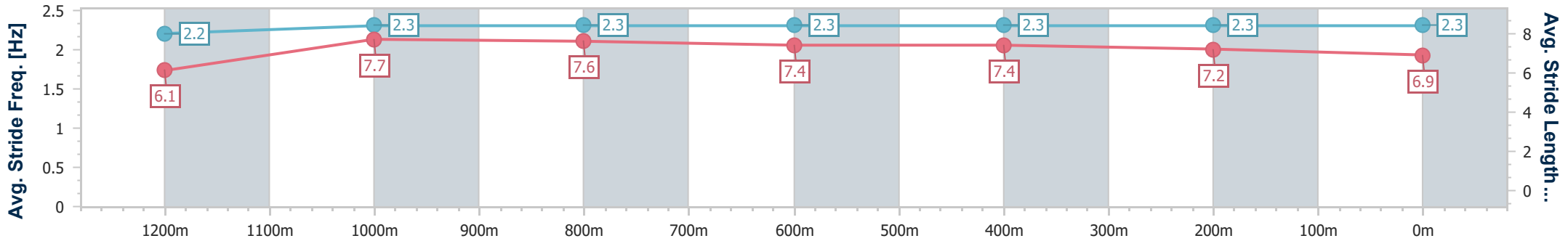
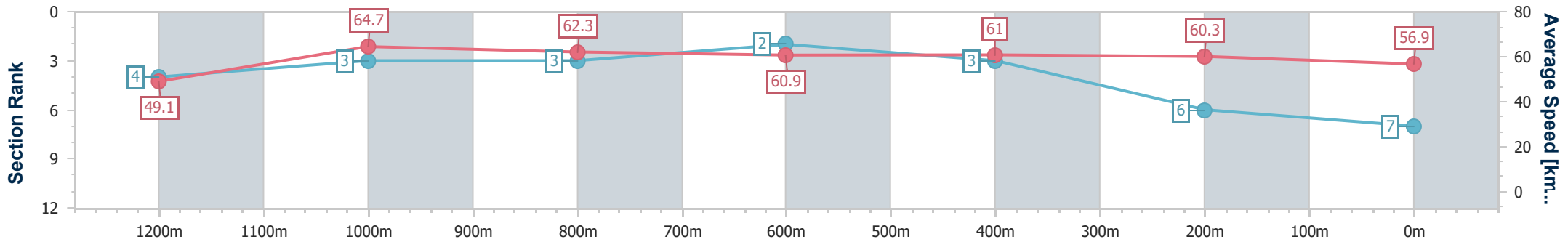
30 November 2024 - 12:18

Track Rating: Heavy 10, Weather: Showers, Rail Position: +4.5m Entire



BRISBANE RACING CLUB

Section	Overall	1200m	1000m	800m	600m	400m	200m
Section Times	1:22.02 [7] (0:11.02)	1:11.00 [4] (0:11.12)	0:59.88 [3] (0:11.59)	0:48.29 [3] (0:11.87)	0:36.42 [2] (0:11.82)	0:24.60 [3] (0:11.90)	0:12.70 [6] (0:12.70)
Average Speed [km/h]	49.1	64.7	62.3	60.9	61.0	60.3	56.9
Top Speed [km/h]	64.1	66.0	63.4	62.8	62.7	61.7	59.8
Avg. Dist. to Rail [m]	1.8	0.4	0.6	1.4	1.0	1.3	1.9
Avg. Stride Freq. [Hz]	2.2	2.3	2.3	2.3	2.3	2.3	2.3
Avg. Stride Length [m]	6.1	7.7	7.6	7.4	7.4	7.2	6.9



- [ ] Ranking at each section and finish
- .-.- No data available at this section
- NA No data available