



Doomben QLD Professional
Race 5: COUNTRY CUPS CHALLENGE (FINAL) NO METRO WINS LAST 2 YEARS - 1630m
30 November 2024 - 14:38



BRISBANE
RACING CLUB

Track Rating: Heavy 10, Weather: Showers, Rail Position: +4.5m Entire

Section		Overall	1400m	1200m	1000m	800m	600m	400m	Last 600m				
Field Times		1:40.79 (0:15.41)	1:25.38 (0:11.33)	1:14.05 (0:11.73)	1:02.32 (0:12.31)	0:50.01 (0:12.65)	0:37.36 (0:12.39)	0:24.97 (0:12.09)	0:37.36				
Rank	TAB Horse/Jockey	Barrier	Top Speed [km/h]	Fastest Section									Distance Travelled [m]
1	7 SKYFORGER Les Tilley	12	65.6 1400m	0:11.38 1400m	1:40.79 [1] (0:15.59)	1:25.20 [3] (0:11.38)	1:13.82 [2] (0:11.67)	1:02.15 [2] (0:12.28)	0:49.87 [2] (0:12.54)	0:37.33 [2] (0:12.36)	0:24.97 [1] (0:12.09)	0:37.33	
2	3 CAFFREY Corey Bayliss	13	64.6 Overall	0:11.56 1400m	1:41.92 [2] (0:16.00)	1:25.92 [11] (0:11.56)	1:14.36 [9] (0:11.66)	1:02.70 [8] (0:12.26)	0:50.44 [7] (0:12.41)	0:38.03 [6] (0:12.47)	0:25.56 [3] (0:12.22)	0:38.03	+1
3	1 ECHO POINT Paul Hamblin	2	63.8 Overall	0:11.53 1400m	1:42.50 [3] (0:15.87)	1:26.63 [9] (0:11.53)	1:15.10 [7] (0:11.72)	1:03.38 [7] (0:12.38)	0:51.00 [8] (0:12.58)	0:38.42 [9] (0:12.78)	0:25.64 [9] (0:12.44)	0:38.42	-6
4	6 CHOIR BOY Nathan Day	7	64.3 Overall	0:11.72 1400m	1:42.53 [4] (0:15.83)	1:26.70 [7] (0:11.72)	1:14.98 [8] (0:11.82)	1:03.16 [9] (0:12.42)	0:50.74 [11] (0:12.46)	0:38.28 [11] (0:12.54)	0:25.74 [8] (0:12.37)	0:38.28	-3
5	9 PICKO ROCKS Shannon Apthorpe	3	64.2 1400m	0:11.48 1400m	1:42.59 [5] (0:16.65)	1:25.94 [14] (0:11.48)	1:14.46 [14] (0:11.70)	1:02.76 [14] (0:12.19)	0:50.57 [13] (0:12.41)	0:38.16 [13] (0:12.47)	0:25.69 [10] (0:12.50)	0:38.16	-6
6	13 BAYERISCHE Robbie Dolan	8	63.6 1400m	0:11.81 1200m	1:42.62 [6] (0:15.84)	1:26.78 [8] (0:11.92)	1:14.86 [11] (0:11.81)	1:03.05 [13] (0:12.45)	0:50.60 [14] (0:12.44)	0:38.16 [14] (0:12.52)	0:25.64 [13] (0:12.30)	0:38.16	+9
7	2 STARSONIC James Orman	6	65.2 1400m	0:11.33 1400m	1:42.66 [7] (0:15.41)	1:27.25 [1] (0:11.33)	1:15.92 [1] (0:11.73)	1:04.19 [1] (0:12.31)	0:51.88 [1] (0:12.65)	0:39.23 [1] (0:12.72)	0:26.51 [2] (0:12.68)	0:39.23	-5
8	4 MOCAMBO Justin Stanley	1	64.2 Overall	0:11.62 1400m	1:42.80 [8] (0:15.59)	1:27.21 [3] (0:11.62)	1:15.59 [5] (0:11.81)	1:03.78 [6] (0:12.39)	0:51.39 [6] (0:12.57)	0:38.82 [7] (0:12.48)	0:26.34 [7] (0:12.61)	0:38.82	-6
9	5 AOLANI Gabrielle Semmens	4	65.6 Overall	0:11.57 1400m	1:42.81 [9] (0:15.43)	1:27.38 [2] (0:11.57)	1:15.81 [3] (0:11.74)	1:04.07 [3] (0:12.41)	0:51.66 [4] (0:12.61)	0:39.05 [4] (0:12.69)	0:26.36 [6] (0:12.71)	0:39.05	-11
10	14 KAZZA'S JET Angela Jones	9	62.9 1400m	0:11.74 1200m	1:43.05 [10] (0:15.89)	1:27.16 [10] (0:11.91)	1:15.25 [12] (0:11.74)	1:03.51 [11] (0:12.44)	0:51.07 [12] (0:12.34)	0:38.73 [12] (0:12.74)	0:25.99 [14] (0:12.41)	0:38.73	+9

Scratched: Sunfall (#16), Office Jim (#15), Kordia (#17), Burdekin (#18), Poet's Day (#19)

[] Ranking at each section and finish
 -:-:- No data available at this section
 NA No data available

SCN Saddle cloth number
 DNF Did not finish
 DNT Did not track



Doomben QLD Professional
Race 5: COUNTRY CUPS CHALLENGE (FINAL) NO METRO WINS LAST 2 YEARS - 1630m
30 November 2024 - 14:38



Track Rating: Heavy 10, Weather: Showers, Rail Position: +4.5m Entire

Section	Overall	1400m	1200m	1000m	800m	600m	400m	Last 600m
Field Times	1:40.79 (0:15.41)	1:25.38 (0:11.33)	1:14.05 (0:11.73)	1:02.32 (0:12.31)	0:50.01 (0:12.65)	0:37.36 (0:12.39)	0:24.97 (0:12.09)	0:37.36

Rank	TAB	Horse/Jockey	Barrier	Top Speed [km/h]	Fastest Section	Overall	1400m	1200m	1000m	800m	600m	400m	Last 600m	Distance Travelled [m]
11	11	CENTAUR Taylor Marshall	11	64.9	0:11.63	1:43.49 [11] (0:15.60)	1:27.89 [5] (0:11.63)	1:16.26 [6] (0:11.75)	1:04.51 [5] (0:12.22)	0:52.29 [5] (0:12.61)	0:39.68 [5] (0:12.56)	0:27.12 [4] (0:12.79)	0:39.68	-2
12	8	STAMPEDE WARRIOR Tyler Leslight	5	64.8	0:11.65	1:43.96 [12] (0:16.19)	1:27.77 [13] (0:11.65)	1:16.12 [13] (0:11.70)	1:04.42 [11] (0:12.00)	0:52.42 [9] (0:12.46)	0:39.96 [8] (0:12.91)	0:27.05 [11] (0:12.99)	0:39.96	+8
13	10	SCORCHED LAND Samantha Collett	14	65.6	0:11.37	1:44.02 [13] (0:15.78)	1:28.24 [6] (0:11.37)	1:16.87 [4] (0:11.68)	1:05.19 [4] (0:12.18)	0:53.01 [3] (0:12.55)	0:40.46 [3] (0:12.89)	0:27.57 [5] (0:12.99)	0:40.46	+5
14	12	I AM GOOD AT THIS Bailey Wheeler	10	64.3	0:11.53	1:44.41 [14] (0:16.12)	1:28.29 [12] (0:11.53)	1:16.76 [10] (0:11.73)	1:05.03 [10] (0:12.32)	0:52.71 [10] (0:12.47)	0:40.24 [10] (0:12.78)	0:27.46 [12] (0:12.76)	0:40.24	-4

Scratched: Sunfall (#16), Office Jim (#15), Kordia (#17), Burdekin (#18), Poet's Day (#19)

[] Ranking at each section and finish
 -:-:-:- No data available at this section
 NA No data available

SCN Saddle cloth number
 DNF Did not finish
 DNT Did not track



Doomben QLD Professional
Race 5: COUNTRY CUPS CHALLENGE (FINAL) NO METRO WINS LAST 2 YEARS - 1630m

30 November 2024 - 14:38



BRISBANE
RACING CLUB

Track Rating: Heavy 10, Weather: Showers, Rail Position: +4.5m Entire

Section				200m				Last 600m	
Field Times				0:12.88 (0:12.88)				0:37.36	
Rank	TAB	Horse/Jockey	Barrier	Top Speed [km/h]	Fastest Section	Margin			Distance Travelled [m]
1	7	SKYFORGER Les Tilley	12	65.6 1400m	0:11.38 1400m	0:12.88 [1] (0:12.88)	1:40.79		0:37.33
2	3	CAFFREY Corey Bayliss	13	64.6 Overall	0:11.56 1400m	0:13.34 [2] (0:13.34)	6.66L		0:38.03 +1
3	1	ECHO POINT Paul Hamblin	2	63.8 Overall	0:11.53 1400m	0:13.20 [9] (0:13.20)	10.07L		0:38.42 -6
4	6	CHOIR BOY Nathan Day	7	64.3 Overall	0:11.72 1400m	0:13.37 [5] (0:13.37)	10.23L		0:38.28 -3
5	9	PICKO ROCKS Shannon Apthorpe	3	64.2 1400m	0:11.48 1400m	0:13.19 [10] (0:13.19)	10.63L		0:38.16 -6
6	13	BAYERISCHE Robbie Dolan	8	63.6 1400m	0:11.81 1200m	0:13.34 [8] (0:13.34)	10.78L		0:38.16 +9
7	2	STARSONIC James Orman	6	65.2 1400m	0:11.33 1400m	0:13.83 [3] (0:13.83)	11.02L		0:39.23 -5
8	4	MOCAMBO Justin Stanley	1	64.2 Overall	0:11.62 1400m	0:13.73 [4] (0:13.73)	11.87L		0:38.82 -6
9	5	AOLANI Gabrielle Semmens	4	65.6 Overall	0:11.57 1400m	0:13.65 [6] (0:13.65)	11.88L		0:39.05 -11
10	14	KAZZA'S JET Angela Jones	9	62.9 1400m	0:11.74 1200m	0:13.58 [12] (0:13.58)	13.34L		0:38.73 +9

Scratched: Sunfall (#16), Office Jim (#15), Kordia (#17), Burdekin (#18), Poet's Day (#19)

Report Created: Sat 30 November 2024 15:07 GMT (Note: Timing is based on position data)

Page 3/18

[] Ranking at each section and finish
 -:-:- No data available at this section
 NA No data available

SCN Saddle cloth number
 DNF Did not finish
 DNT Did not track

data processed by  **TRIPLES DATA**



Doomben QLD Professional
Race 5: COUNTRY CUPS CHALLENGE (FINAL) NO METRO WINS LAST 2 YEARS - 1630m
30 November 2024 - 14:38



Track Rating: Heavy 10, Weather: Showers, Rail Position: +4.5m Entire

Section				200m				Last 600m	
Field Times				0:12.88 (0:12.88)				0:37.36	
Rank	TAB Horse/Jockey	Barrier	Top Speed [km/h]	Fastest Section	Margin				Distance Travelled [m]
11	11 CENTAUR Taylor Marshall	11	64.9	0:11.63 Overall 1400m	0:14.33 [7] (0:14.33)	15.91L		0:39.68	-2
12	8 STAMPEDE WARRIOR Tyler Leslight	5	64.8	0:11.65 Overall 1400m	0:14.06 [14] (0:14.06)	18.66L		0:39.96	+8
13	10 SCORCHED LAND Samantha Collett	14	65.6	0:11.37 1400m	0:14.58 [11] (0:14.58)	19.01L		0:40.46	+5
14	12 I AM GOOD AT THIS Bailey Wheeler	10	64.3	0:11.53 1400m	0:14.70 [13] (0:14.70)	21.34L		0:40.24	-4

Scratched: Sunfall (#16), Office Jim (#15), Kordia (#17), Burdekin (#18), Poet's Day (#19)

[] Ranking at each section and finish
 -:-:-:- No data available at this section
 NA No data available

SCN Saddle cloth number
 DNF Did not finish
 DNT Did not track



Horse/Jockey Name	Skyforger
Final Rank	1
Fastest Section Time (Section)	0:11.38 (1400m)
Top Speed [km/h] (Section)	65.6 (1400m)
Race State	Finished

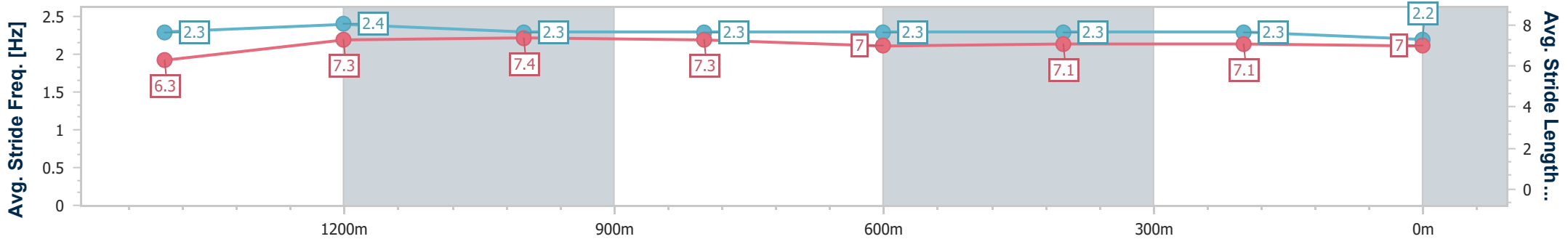
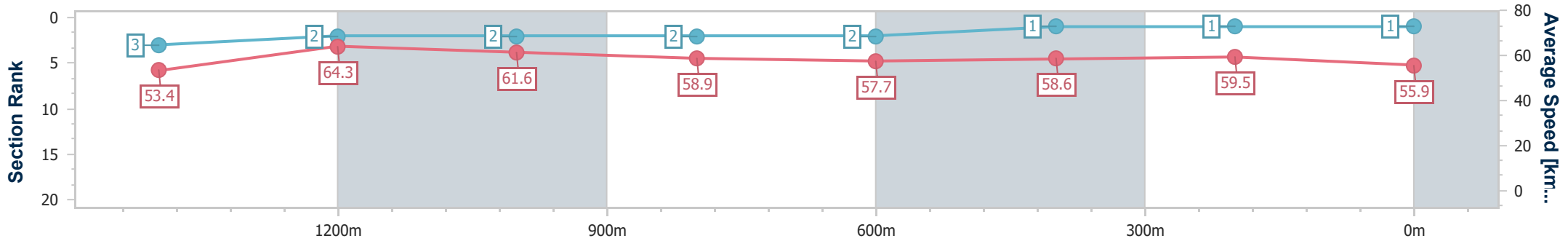


Doomben QLD Professional
Race 5: COUNTRY CUPS CHALLENGE (FINAL) NO METRO
WINS LAST 2 YEARS - 1630m
 30 November 2024 - 14:38
 Track Rating: Heavy 10, Weather: Showers, Rail Position: +4.5m
 Entire



BRISBANE
RACING CLUB

Section	Overall	1400m	1200m	1000m	800m	600m	400m	200m
Section Times	1:40.79 [1] (0:15.59)	1:25.20 [3] (0:11.38)	1:13.82 [2] (0:11.67)	1:02.15 [2] (0:12.28)	0:49.87 [2] (0:12.54)	0:37.33 [2] (0:12.36)	0:24.97 [1] (0:12.09)	0:12.88 [1] (0:12.88)
Average Speed [km/h]	53.4	64.3	61.6	58.9	57.7	58.6	59.5	55.9
Top Speed [km/h]	65.4	65.6	62.9	60.3	58.2	59.4	60.9	59.2
Avg. Dist. to Rail [m]	6.9	2.3	1.6	1.3	0.9	1.5	1.0	1.9
Avg. Stride Freq. [Hz]	2.3	2.4	2.3	2.3	2.3	2.3	2.3	2.2
Avg. Stride Length [m]	6.3	7.3	7.4	7.3	7.0	7.1	7.1	7.0



- [] Ranking at each section and finish
- .-.- No data available at this section
- NA No data available



Horse/Jockey Name	Caffrey
Final Rank	2
Fastest Section Time (Section)	0:11.56 (1400m)
Top Speed [km/h] (Section)	64.6 (Overall)
Race State	Finished

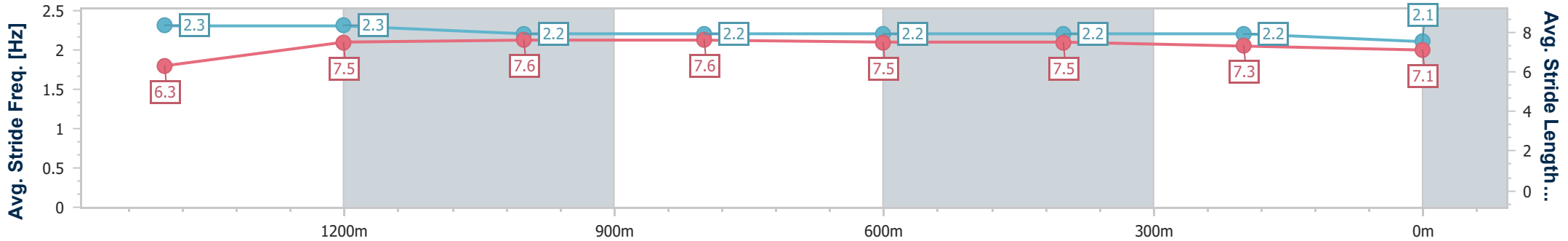
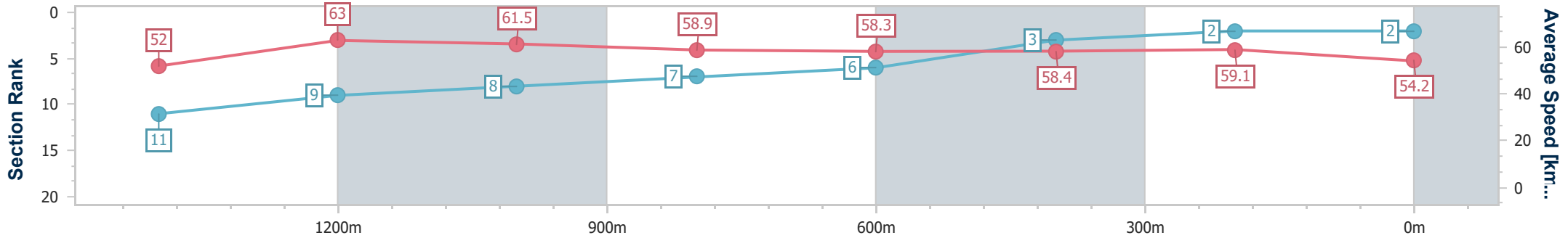


Doomben QLD Professional
Race 5: COUNTRY CUPS CHALLENGE (FINAL) NO METRO
WINS LAST 2 YEARS - 1630m
 30 November 2024 - 14:38
 Track Rating: Heavy 10, Weather: Showers, Rail Position: +4.5m
 Entire



BRISBANE
RACING CLUB

Section	Overall	1400m	1200m	1000m	800m	600m	400m	200m					
Section Times	1:41.92 [2] (0:16.00)	1:25.92 [11] (0:11.56)	1:14.36 [9] (0:11.66)	1:02.70 [8] (0:12.26)	0:50.44 [7] (0:12.41)	0:38.03 [6] (0:12.47)	0:25.56 [3] (0:12.22)	0:13.34 [2] (0:13.34)					
Average Speed [km/h]	52.0	63.0	61.5	58.9	58.3	58.4	59.1	54.2					
Top Speed [km/h]	64.6	63.9	63.1	61.2	59.0	59.9	59.9	58.2					
Avg. Dist. to Rail [m]	7.1	1.8	0.6	0.5	1.0	1.9	4.4	7.7					
Avg. Stride Freq. [Hz]	2.3	2.3	2.2	2.2	2.2	2.2	2.2	2.1					
Avg. Stride Length [m]	6.3	7.5	7.6	7.6	7.5	7.5	7.3	7.1					



- [] Ranking at each section and finish
- .-.- No data available at this section
- NA No data available



Horse/Jockey Name	Echo Point
Final Rank	3
Fastest Section Time (Section)	0:11.53 (1400m)
Top Speed [km/h] (Section)	63.8 (Overall)
Race State	Finished

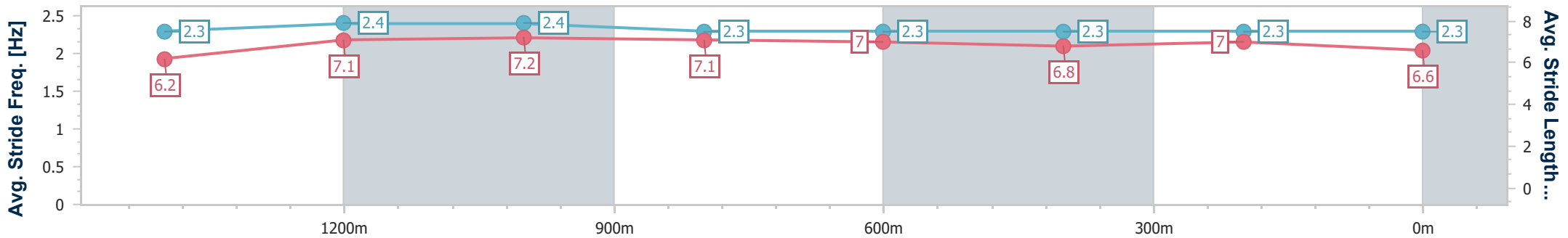
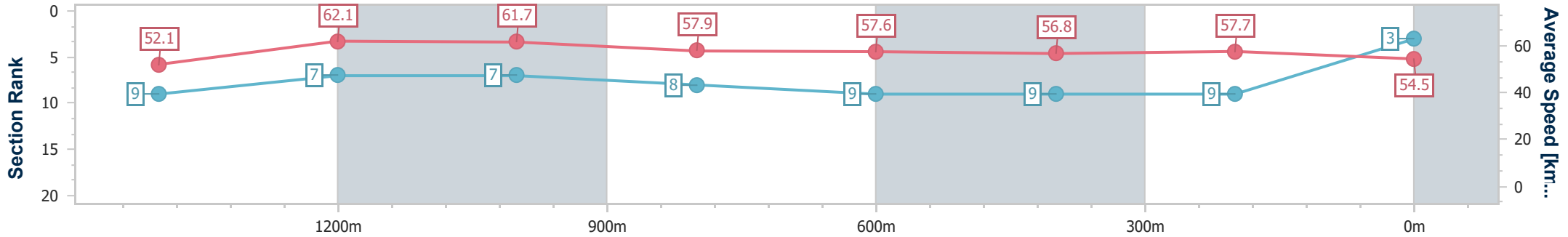


Doomben QLD Professional
Race 5: COUNTRY CUPS CHALLENGE (FINAL) NO METRO
WINS LAST 2 YEARS - 1630m
30 November 2024 - 14:38
Track Rating: Heavy 10, Weather: Showers, Rail Position: +4.5m
Entire



BRISBANE
RACING CLUB

Section	Overall	1400m	1200m	1000m	800m	600m	400m	200m						
Section Times	1:42.50 [3] (0:15.87)	1:26.63 [9] (0:11.53)	1:15.10 [7] (0:11.72)	1:03.38 [7] (0:12.38)	0:51.00 [8] (0:12.58)	0:38.42 [9] (0:12.78)	0:25.64 [9] (0:12.44)	0:13.20 [9] (0:13.20)						
Average Speed [km/h]	52.1	62.1	61.7	57.9	57.6	56.8	57.7	54.5						
Top Speed [km/h]	63.8	63.8	62.6	60.5	58.6	58.3	58.5	57.8						
Avg. Dist. to Rail [m]	0.7	0.3	0.3	0.1	1.1	1.5	1.5	3.1						
Avg. Stride Freq. [Hz]	2.3	2.4	2.4	2.3	2.3	2.3	2.3	2.3						
Avg. Stride Length [m]	6.2	7.1	7.2	7.1	7.0	6.8	7.0	6.6						



- [] Ranking at each section and finish
- .-.- No data available at this section
- NA No data available



Horse/Jockey Name	Choir Boy
Final Rank	4
Fastest Section Time (Section)	0:11.72 (1400m)
Top Speed [km/h] (Section)	64.3 (Overall)
Race State	Finished

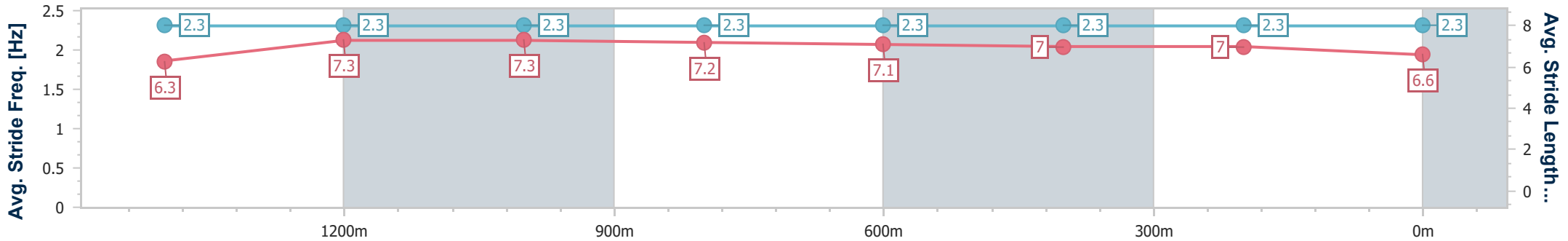
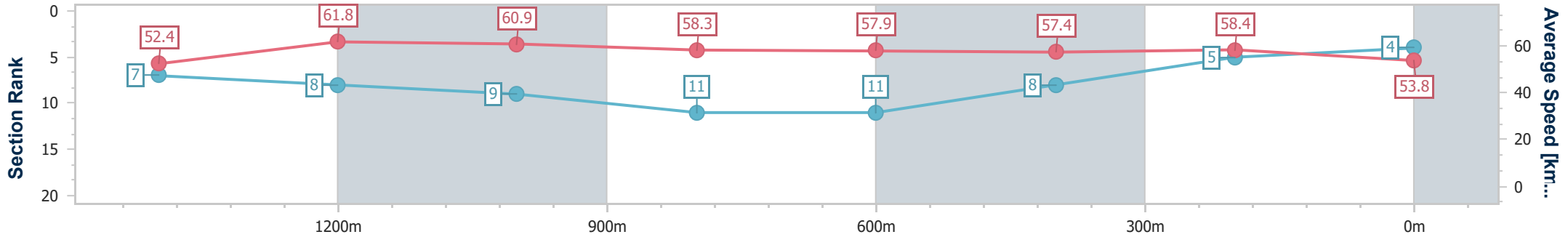


Doomben QLD Professional
Race 5: COUNTRY CUPS CHALLENGE (FINAL) NO METRO
WINS LAST 2 YEARS - 1630m
 30 November 2024 - 14:38
 Track Rating: Heavy 10, Weather: Showers, Rail Position: +4.5m
 Entire



BRISBANE
RACING CLUB

Section	Overall	1400m	1200m	1000m	800m	600m	400m	200m
Section Times	1:42.53 [4] (0:15.83)	1:26.70 [7] (0:11.72)	1:14.98 [8] (0:11.82)	1:03.16 [9] (0:12.42)	0:50.74 [11] (0:12.46)	0:38.28 [11] (0:12.54)	0:25.74 [8] (0:12.37)	0:13.37 [5] (0:13.37)
Average Speed [km/h]	52.4	61.8	60.9	58.3	57.9	57.4	58.4	53.8
Top Speed [km/h]	64.3	62.6	62.8	58.8	59.2	58.4	59.8	57.6
Avg. Dist. to Rail [m]	2.7	1.2	0.9	0.8	0.8	0.7	2.6	4.6
Avg. Stride Freq. [Hz]	2.3	2.3	2.3	2.3	2.3	2.3	2.3	2.3
Avg. Stride Length [m]	6.3	7.3	7.3	7.2	7.1	7.0	7.0	6.6



- [] Ranking at each section and finish
- .-.- No data available at this section
- NA No data available



Horse/Jockey Name	Picko Rocks
Final Rank	5
Fastest Section Time (Section)	0:11.48 (1400m)
Top Speed [km/h] (Section)	64.2 (1400m)
Race State	Finished

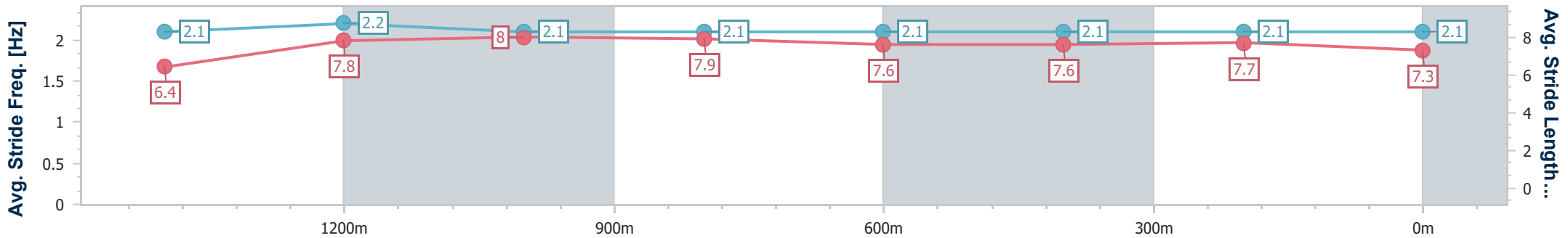
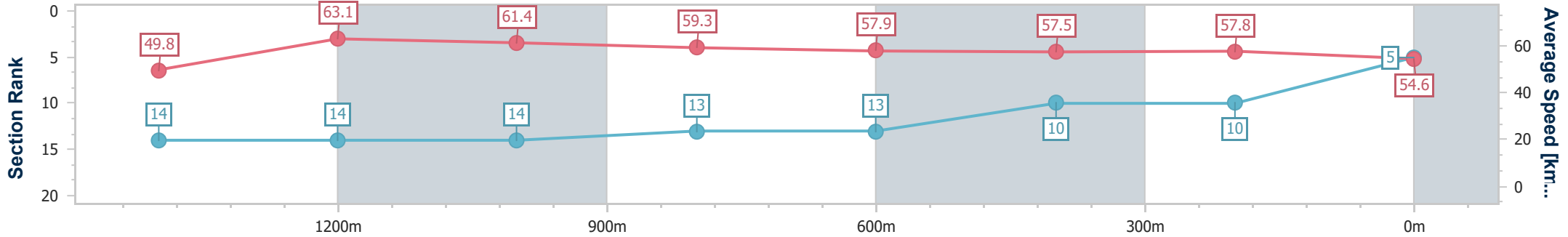


Doomben QLD Professional
Race 5: COUNTRY CUPS CHALLENGE (FINAL) NO METRO
WINS LAST 2 YEARS - 1630m
 30 November 2024 - 14:38
 Track Rating: Heavy 10, Weather: Showers, Rail Position: +4.5m
 Entire



BRISBANE
RACING CLUB

Section	Overall	1400m	1200m	1000m	800m	600m	400m	200m
Section Times	1:42.59 [5] (0:16.65)	1:25.94 [14] (0:11.48)	1:14.46 [14] (0:11.70)	1:02.76 [14] (0:12.19)	0:50.57 [13] (0:12.41)	0:38.16 [13] (0:12.47)	0:25.69 [10] (0:12.50)	0:13.19 [10] (0:13.19)
Average Speed [km/h]	49.8	63.1	61.4	59.3	57.9	57.5	57.8	54.6
Top Speed [km/h]	62.6	64.2	62.3	60.3	59.1	58.3	58.4	57.4
Avg. Dist. to Rail [m]	0.7	0.7	1.4	1.2	0.8	0.4	3.0	5.4
Avg. Stride Freq. [Hz]	2.1	2.2	2.1	2.1	2.1	2.1	2.1	2.1
Avg. Stride Length [m]	6.4	7.8	8.0	7.9	7.6	7.6	7.7	7.3



- [] Ranking at each section and finish
- .-.- No data available at this section
- NA No data available



Horse/Jockey Name	Bayerische
Final Rank	6
Fastest Section Time (Section)	0:11.81 (1200m)
Top Speed [km/h] (Section)	63.6 (1400m)
Race State	Finished

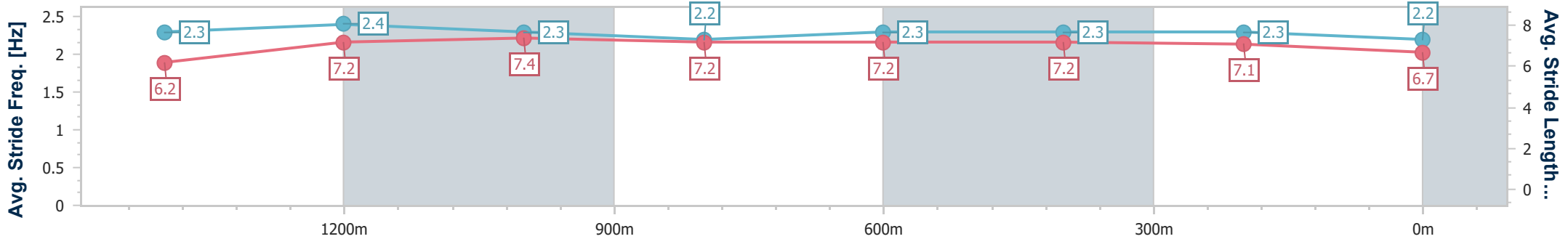
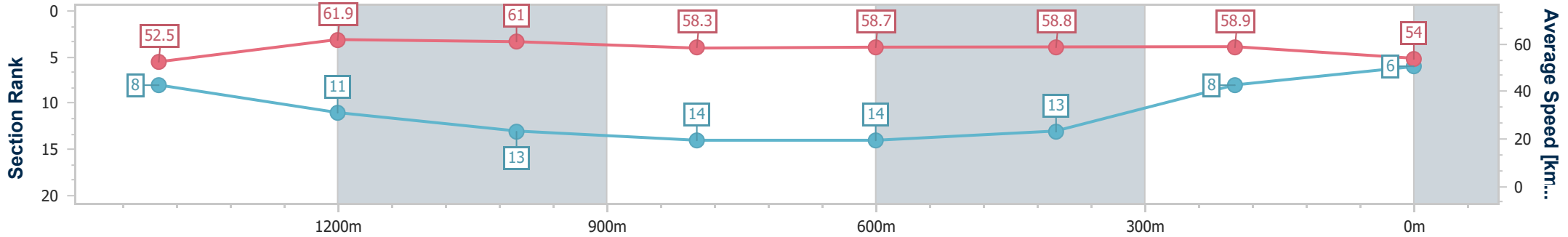


Doomben QLD Professional
Race 5: COUNTRY CUPS CHALLENGE (FINAL) NO METRO
WINS LAST 2 YEARS - 1630m
 30 November 2024 - 14:38
 Track Rating: Heavy 10, Weather: Showers, Rail Position: +4.5m
 Entire



BRISBANE
RACING CLUB

Section	Overall	1400m	1200m	1000m	800m	600m	400m	200m
Section Times	1:42.62 [6] (0:15.84)	1:26.78 [8] (0:11.92)	1:14.86 [11] (0:11.81)	1:03.05 [13] (0:12.45)	0:50.60 [14] (0:12.44)	0:38.16 [14] (0:12.52)	0:25.64 [13] (0:12.30)	0:13.34 [8] (0:13.34)
Average Speed [km/h]	52.5	61.9	61.0	58.3	58.7	58.8	58.9	54.0
Top Speed [km/h]	63.1	63.6	62.5	59.3	60.2	59.9	60.6	57.3
Avg. Dist. to Rail [m]	4.1	4.0	3.1	2.3	3.8	3.6	5.2	6.2
Avg. Stride Freq. [Hz]	2.3	2.4	2.3	2.2	2.3	2.3	2.3	2.2
Avg. Stride Length [m]	6.2	7.2	7.4	7.2	7.2	7.2	7.1	6.7



- [] Ranking at each section and finish
- .-.- No data available at this section
- NA No data available



Horse/Jockey Name	Starsonic
Final Rank	7
Fastest Section Time (Section)	0:11.33 (1400m)
Top Speed [km/h] (Section)	65.2 (1400m)
Race State	Finished

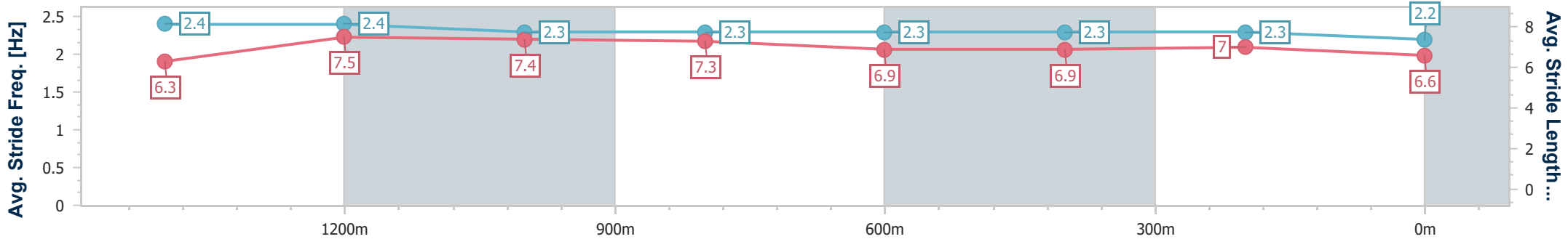
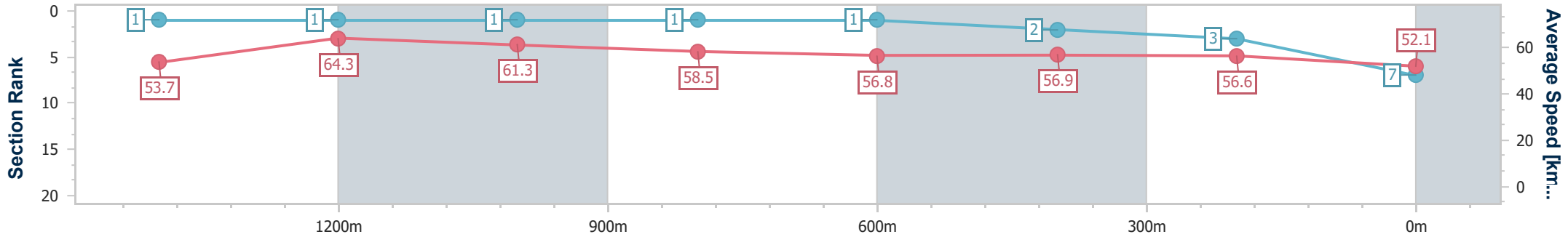


Doomben QLD Professional
Race 5: COUNTRY CUPS CHALLENGE (FINAL) NO METRO
WINS LAST 2 YEARS - 1630m
 30 November 2024 - 14:38
 Track Rating: Heavy 10, Weather: Showers, Rail Position: +4.5m
 Entire



BRISBANE
RACING CLUB

Section	Overall	1400m	1200m	1000m	800m	600m	400m	200m
Section Times	1:42.66 [7] (0:15.41)	1:27.25 [1] (0:11.33)	1:15.92 [1] (0:11.73)	1:04.19 [1] (0:12.31)	0:51.88 [1] (0:12.65)	0:39.23 [1] (0:12.72)	0:26.51 [2] (0:12.68)	0:13.83 [3] (0:13.83)
Average Speed [km/h]	53.7	64.3	61.3	58.5	56.8	56.9	56.6	52.1
Top Speed [km/h]	64.5	65.2	63.0	59.9	57.9	57.8	58.1	54.8
Avg. Dist. to Rail [m]	2.3	1.5	0.8	0.3	0.4	0.5	0.4	1.4
Avg. Stride Freq. [Hz]	2.4	2.4	2.3	2.3	2.3	2.3	2.3	2.2
Avg. Stride Length [m]	6.3	7.5	7.4	7.3	6.9	6.9	7.0	6.6



- [] Ranking at each section and finish
- .-.- No data available at this section
- NA No data available



Horse/Jockey Name	Mocambo
Final Rank	8
Fastest Section Time (Section)	0:11.62 (1400m)
Top Speed [km/h] (Section)	64.2 (Overall)
Race State	Finished

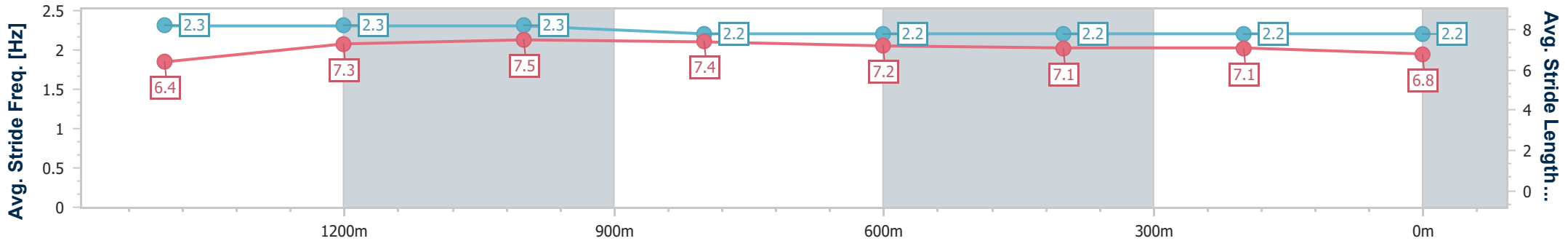
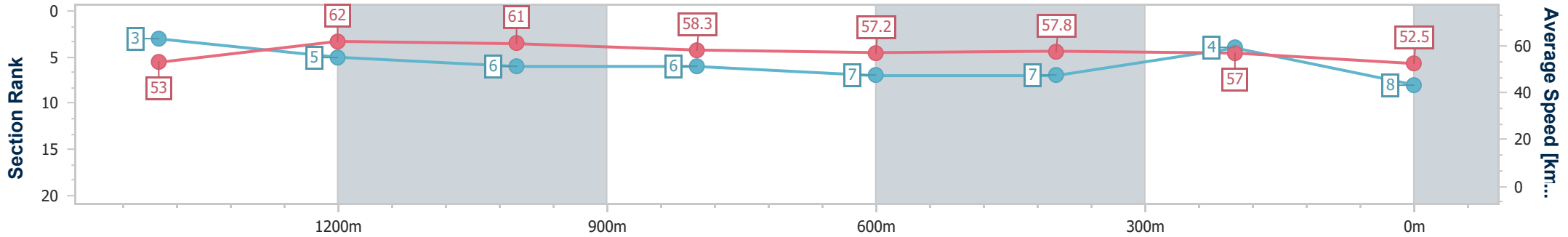


Doomben QLD Professional
Race 5: COUNTRY CUPS CHALLENGE (FINAL) NO METRO
WINS LAST 2 YEARS - 1630m
 30 November 2024 - 14:38
 Track Rating: Heavy 10, Weather: Showers, Rail Position: +4.5m
 Entire



BRISBANE
RACING CLUB

Section	Overall	1400m	1200m	1000m	800m	600m	400m	200m						
Section Times	1:42.80 [8] (0:15.59)	1:27.21 [3] (0:11.62)	1:15.59 [5] (0:11.81)	1:03.78 [6] (0:12.39)	0:51.39 [6] (0:12.57)	0:38.82 [7] (0:12.48)	0:26.34 [7] (0:12.61)	0:13.73 [4] (0:13.73)						
Average Speed [km/h]	53.0	62.0	61.0	58.3	57.2	57.8	57.0	52.5						
Top Speed [km/h]	64.2	63.4	62.2	60.7	58.5	58.7	58.1	54.7						
Avg. Dist. to Rail [m]	0.6	0.4	1.0	0.7	0.2	0.1	1.0	2.3						
Avg. Stride Freq. [Hz]	2.3	2.3	2.3	2.2	2.2	2.2	2.2	2.2						
Avg. Stride Length [m]	6.4	7.3	7.5	7.4	7.2	7.1	7.1	6.8						



- [] Ranking at each section and finish
- .-.- No data available at this section
- NA No data available



Horse/Jockey Name	Aolani
Final Rank	9
Fastest Section Time (Section)	0:11.57 (1400m)
Top Speed [km/h] (Section)	65.6 (Overall)
Race State	Finished

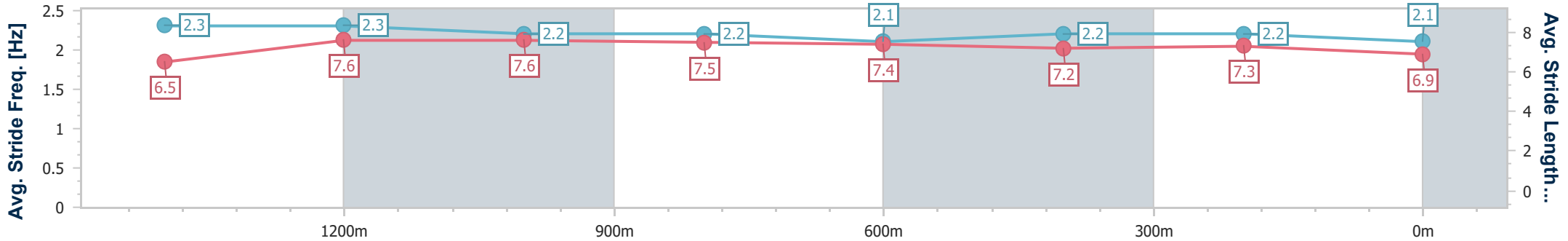
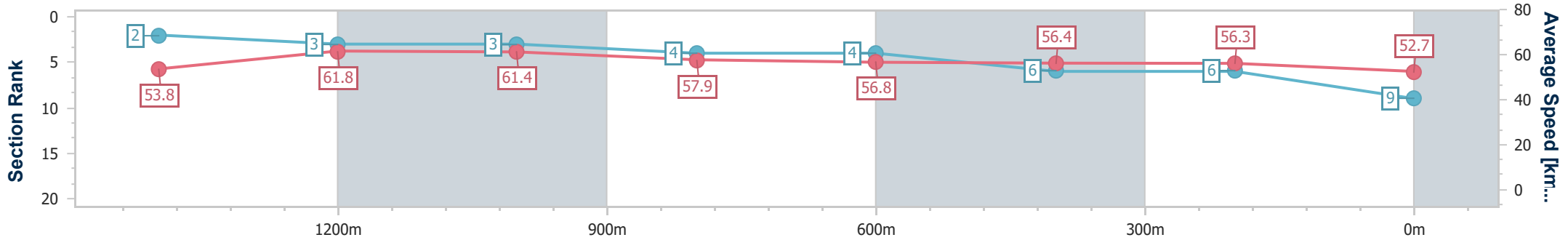


Doomben QLD Professional
Race 5: COUNTRY CUPS CHALLENGE (FINAL) NO METRO
WINS LAST 2 YEARS - 1630m
30 November 2024 - 14:38
Track Rating: Heavy 10, Weather: Showers, Rail Position: +4.5m
Entire



BRISBANE
RACING CLUB

Section	Overall	1400m	1200m	1000m	800m	600m	400m	200m
Section Times	1:42.81 [9] (0:15.43)	1:27.38 [2] (0:11.57)	1:15.81 [3] (0:11.74)	1:04.07 [3] (0:12.41)	0:51.66 [4] (0:12.61)	0:39.05 [4] (0:12.69)	0:26.36 [6] (0:12.71)	0:13.65 [6] (0:13.65)
Average Speed [km/h]	53.8	61.8	61.4	57.9	56.8	56.4	56.3	52.7
Top Speed [km/h]	65.6	62.9	62.7	59.5	57.9	57.3	57.8	55.3
Avg. Dist. to Rail [m]	0.8	0.4	0.2	0.2	0.9	1.0	2.6	1.4
Avg. Stride Freq. [Hz]	2.3	2.3	2.2	2.2	2.1	2.2	2.2	2.1
Avg. Stride Length [m]	6.5	7.6	7.6	7.5	7.4	7.2	7.3	6.9



- [] Ranking at each section and finish
- .-.- No data available at this section
- NA No data available



Horse/Jockey Name	Kazza's Jet
Final Rank	10
Fastest Section Time (Section)	0:11.74 (1200m)
Top Speed [km/h] (Section)	62.9 (1400m)
Race State	Finished

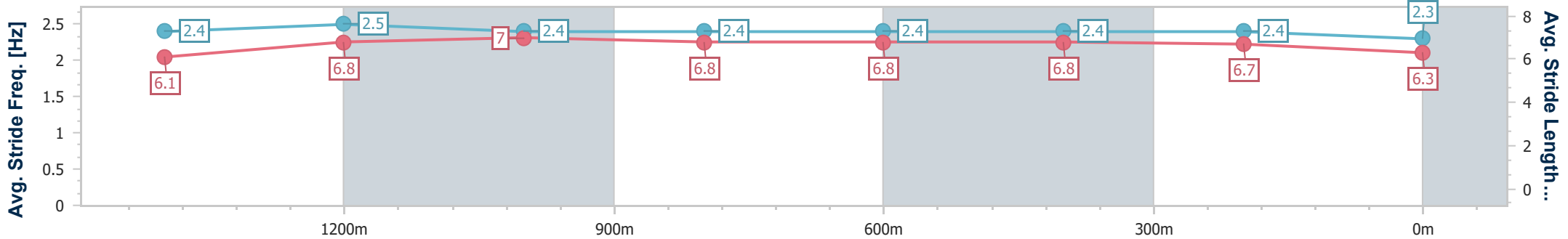
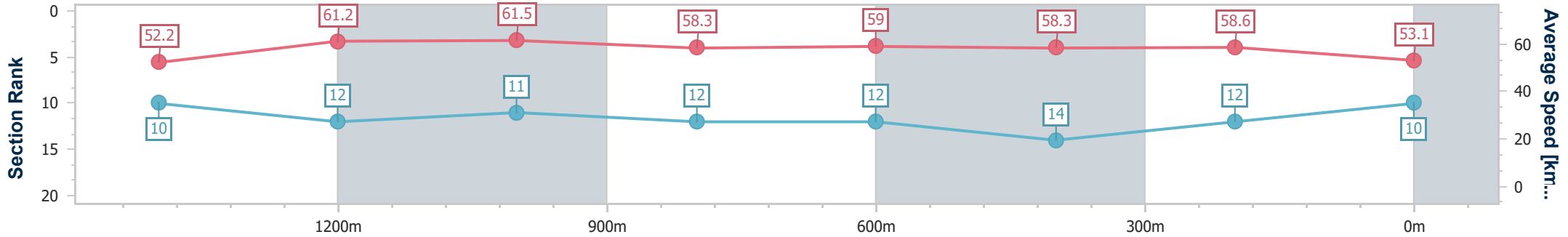


Doomben QLD Professional
Race 5: COUNTRY CUPS CHALLENGE (FINAL) NO METRO
WINS LAST 2 YEARS - 1630m
 30 November 2024 - 14:38
 Track Rating: Heavy 10, Weather: Showers, Rail Position: +4.5m
 Entire



BRISBANE
RACING CLUB

Section	Overall	1400m	1200m	1000m	800m	600m	400m	200m					
Section Times	1:43.05 [10] (0:15.89)	1:27.16 [10] (0:11.91)	1:15.25 [12] (0:11.74)	1:03.51 [11] (0:12.44)	0:51.07 [12] (0:12.34)	0:38.73 [12] (0:12.74)	0:25.99 [14] (0:12.41)	0:13.58 [12] (0:13.58)					
Average Speed [km/h]	52.2	61.2	61.5	58.3	59.0	58.3	58.6	53.1					
Top Speed [km/h]	62.8	62.9	62.7	59.9	60.6	60.0	60.5	57.6					
Avg. Dist. to Rail [m]	4.1	2.1	2.6	2.3	3.2	5.2	7.3	9.2					
Avg. Stride Freq. [Hz]	2.4	2.5	2.4	2.4	2.4	2.4	2.4	2.3					
Avg. Stride Length [m]	6.1	6.8	7.0	6.8	6.8	6.8	6.7	6.3					



- [] Ranking at each section and finish
- .-.- No data available at this section
- NA No data available



Horse/Jockey Name	Centaur
Final Rank	11
Fastest Section Time (Section)	0:11.63 (1400m)
Top Speed [km/h] (Section)	64.9 (Overall)
Race State	Finished

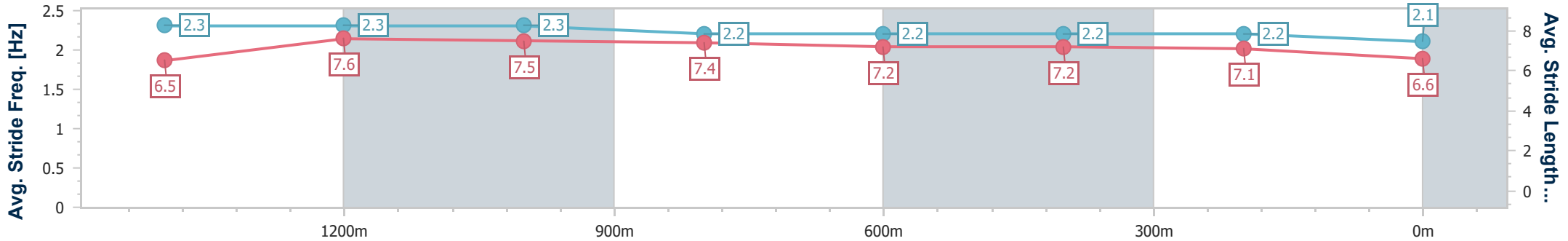
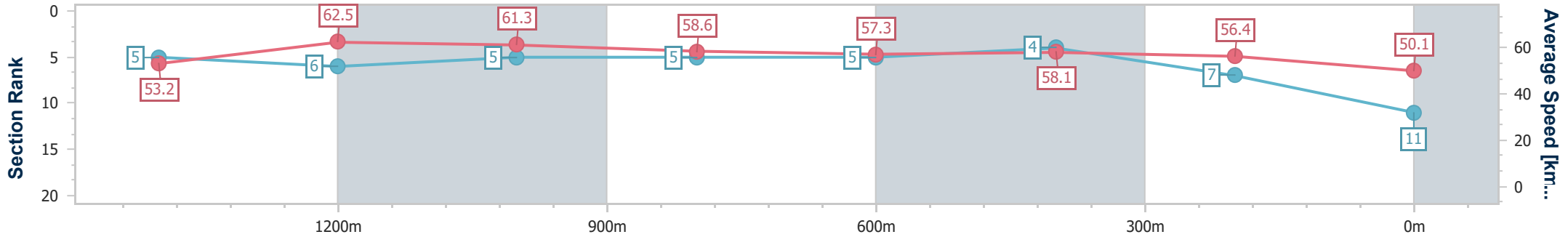


Doomben QLD Professional
Race 5: COUNTRY CUPS CHALLENGE (FINAL) NO METRO
WINS LAST 2 YEARS - 1630m
 30 November 2024 - 14:38
 Track Rating: Heavy 10, Weather: Showers, Rail Position: +4.5m
 Entire



BRISBANE
RACING CLUB

Section	Overall	1400m	1200m	1000m	800m	600m	400m	200m
Section Times	1:43.49 [11] (0:15.60)	1:27.89 [5] (0:11.63)	1:16.26 [6] (0:11.75)	1:04.51 [5] (0:12.22)	0:52.29 [5] (0:12.61)	0:39.68 [5] (0:12.56)	0:27.12 [4] (0:12.79)	0:14.33 [7] (0:14.33)
Average Speed [km/h]	53.2	62.5	61.3	58.6	57.3	58.1	56.4	50.1
Top Speed [km/h]	64.9	63.7	62.8	59.6	58.9	58.7	58.0	54.2
Avg. Dist. to Rail [m]	6.1	1.3	0.6	1.0	1.0	2.6	1.3	3.3
Avg. Stride Freq. [Hz]	2.3	2.3	2.3	2.2	2.2	2.2	2.2	2.1
Avg. Stride Length [m]	6.5	7.6	7.5	7.4	7.2	7.2	7.1	6.6



- [] Ranking at each section and finish
- .-.- No data available at this section
- NA No data available



Horse/Jockey Name	Stampede Warrior
Final Rank	12
Fastest Section Time (Section)	0:11.65 (1400m)
Top Speed [km/h] (Section)	64.8 (Overall)
Race State	Finished

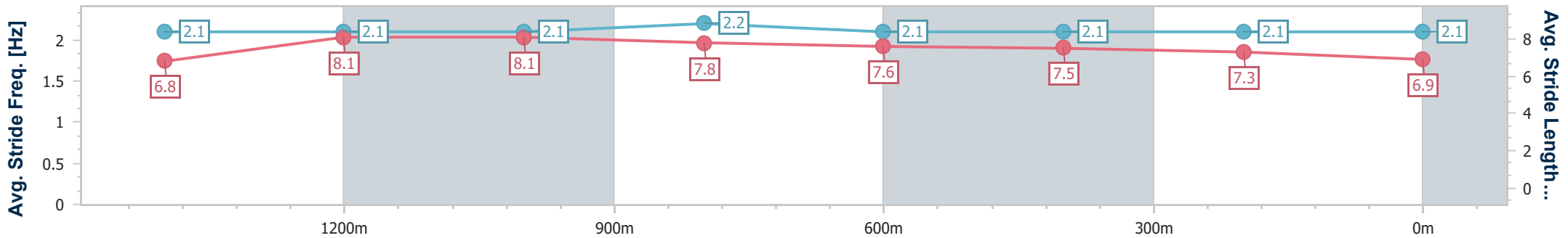
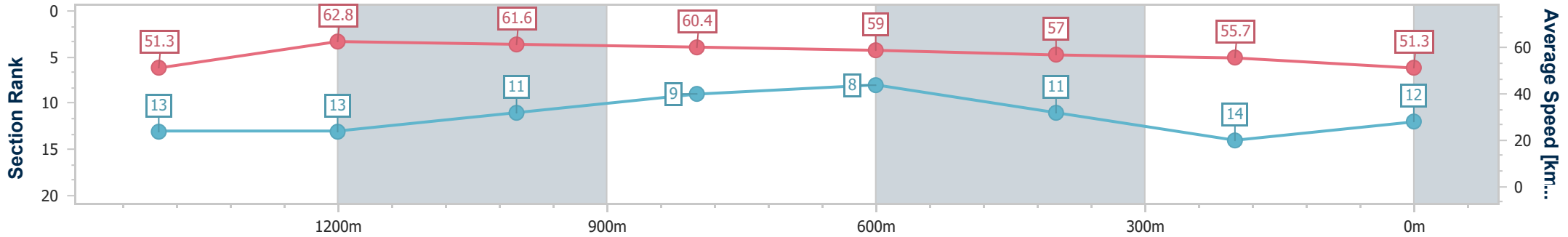


Doomben QLD Professional
Race 5: COUNTRY CUPS CHALLENGE (FINAL) NO METRO
WINS LAST 2 YEARS - 1630m
 30 November 2024 - 14:38
 Track Rating: Heavy 10, Weather: Showers, Rail Position: +4.5m
 Entire



BRISBANE
RACING CLUB

Section	Overall	1400m	1200m	1000m	800m	600m	400m	200m
Section Times	1:43.96 [12] (0:16.19)	1:27.77 [13] (0:11.65)	1:16.12 [13] (0:11.70)	1:04.42 [11] (0:12.00)	0:52.42 [9] (0:12.46)	0:39.96 [8] (0:12.91)	0:27.05 [11] (0:12.99)	0:14.06 [14] (0:14.06)
Average Speed [km/h]	51.3	62.8	61.6	60.4	59.0	57.0	55.7	51.3
Top Speed [km/h]	64.8	64.6	62.4	61.9	59.6	58.2	56.8	54.3
Avg. Dist. to Rail [m]	3.0	2.5	4.6	3.8	3.5	3.9	6.1	8.1
Avg. Stride Freq. [Hz]	2.1	2.1	2.1	2.2	2.1	2.1	2.1	2.1
Avg. Stride Length [m]	6.8	8.1	8.1	7.8	7.6	7.5	7.3	6.9



- [] Ranking at each section and finish
- .-.- No data available at this section
- NA No data available



Horse/Jockey Name	Scorched Land
Final Rank	13
Fastest Section Time (Section)	0:11.37 (1400m)
Top Speed [km/h] (Section)	65.6 (1400m)
Race State	Finished

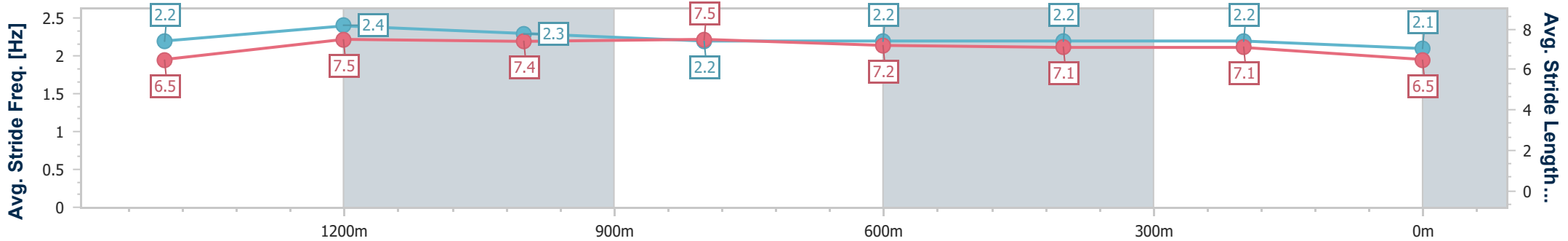
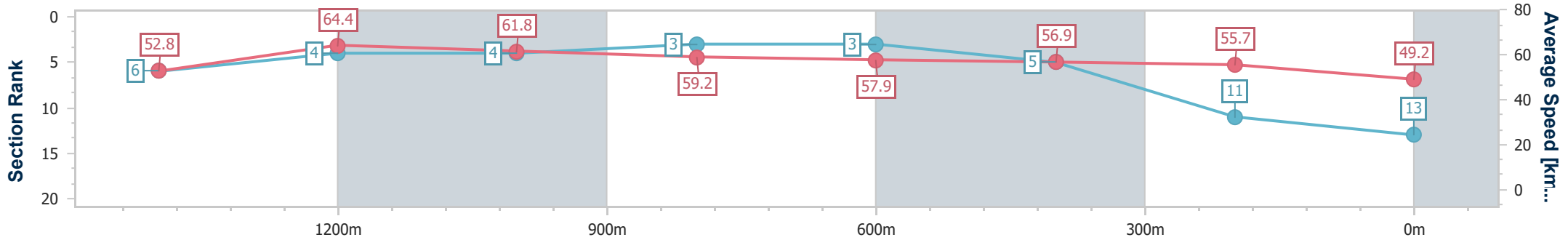


Doomben QLD Professional
Race 5: COUNTRY CUPS CHALLENGE (FINAL) NO METRO
WINS LAST 2 YEARS - 1630m
 30 November 2024 - 14:38
 Track Rating: Heavy 10, Weather: Showers, Rail Position: +4.5m
 Entire



BRISBANE
RACING CLUB

Section	Overall	1400m	1200m	1000m	800m	600m	400m	200m
Section Times	1:44.02 [13] (0:15.78)	1:28.24 [6] (0:11.37)	1:16.87 [4] (0:11.68)	1:05.19 [4] (0:12.18)	0:53.01 [3] (0:12.55)	0:40.46 [3] (0:12.89)	0:27.57 [5] (0:12.99)	0:14.58 [11] (0:14.58)
Average Speed [km/h]	52.8	64.4	61.8	59.2	57.9	56.9	55.7	49.2
Top Speed [km/h]	65.3	65.6	64.4	60.3	58.6	58.1	57.2	54.7
Avg. Dist. to Rail [m]	8.7	3.1	2.0	0.7	2.1	3.3	3.2	5.5
Avg. Stride Freq. [Hz]	2.2	2.4	2.3	2.2	2.2	2.2	2.2	2.1
Avg. Stride Length [m]	6.5	7.5	7.4	7.5	7.2	7.1	7.1	6.5



- [] Ranking at each section and finish
- .-.- No data available at this section
- NA No data available



Horse/Jockey Name	I Am Good At This
Final Rank	14
Fastest Section Time (Section)	0:11.53 (1400m)
Top Speed [km/h] (Section)	64.3 (1400m)
Race State	Finished

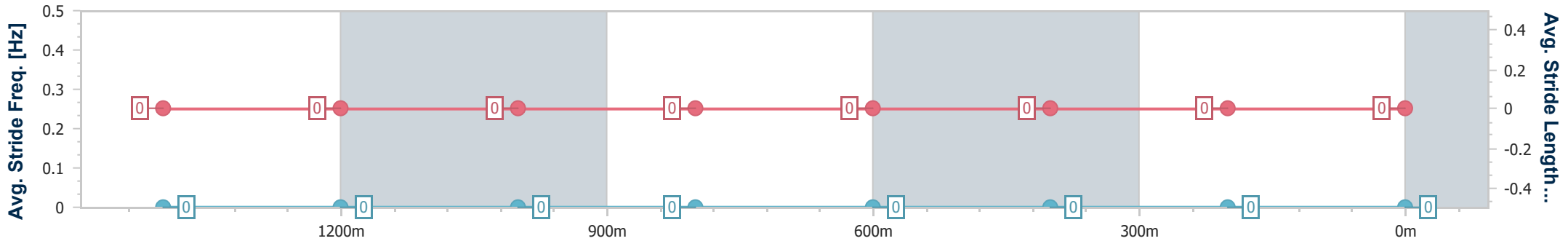
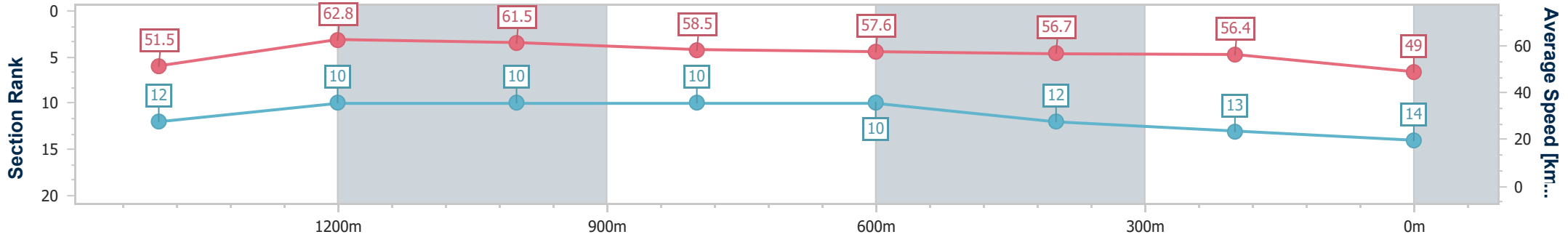


Doomben QLD Professional
Race 5: COUNTRY CUPS CHALLENGE (FINAL) NO METRO
WINS LAST 2 YEARS - 1630m
 30 November 2024 - 14:38
 Track Rating: Heavy 10, Weather: Showers, Rail Position: +4.5m
 Entire



BRISBANE
RACING CLUB

Section	Overall	1400m	1200m	1000m	800m	600m	400m	200m						
Section Times	1:44.41 [14] (0:16.12)	1:28.29 [12] (0:11.53)	1:16.76 [10] (0:11.73)	1:05.03 [10] (0:12.32)	0:52.71 [10] (0:12.47)	0:40.24 [10] (0:12.78)	0:27.46 [12] (0:12.76)	0:14.70 [13] (0:14.70)						
Average Speed [km/h]	51.5	62.8	61.5	58.5	57.6	56.7	56.4	49.0						
Top Speed [km/h]	63.9	64.3	62.7	61.0	58.5	57.7	58.1	54.6						
Avg. Dist. to Rail [m]	3.6	1.3	1.7	0.6	0.4	1.0	1.0	2.5						
Avg. Stride Freq. [Hz]	--	--	--	--	--	--	--	--						
Avg. Stride Length [m]	--	--	--	--	--	--	--	--						



- [] Ranking at each section and finish
- No data available at this section
- NA No data available