



Doomben QLD Professional

Race 8: LADBROKES GEORGE MOORE STAKES - 1200m

30 November 2024 - 16:34



BRISBANE
RACING CLUB

Track Rating: Heavy 10, Weather: Showers, Rail Position: +4.5m Entire

Section		Overall	1000m	800m	600m	400m	200m	Last 600m					
Field Times		1:10.72 (0:13.09)	0:57.63 (0:10.81)	0:46.82 (0:11.48)	0:35.34 (0:11.35)	0:23.99 (0:11.39)	0:12.60 (0:12.60)	0:35.34					
Rank	TAB Horse/Jockey	Barrier	Top Speed [km/h]	Fastest Section	Margin						Distance Travelled [m]		
1	7 HIDDEN WEALTH Kyle Wilson-Taylor	6	69.2 1000m	0:10.81 1000m	1:10.72 [1] (0:13.09)	0:57.63 [1] (0:10.81)	0:46.82 [1] (0:11.48)	0:35.34 [1] (0:11.35)	0:23.99 [1] (0:11.39)	0:12.60 [1] (0:12.60)	1:10.72	0:35.34	
2	6 CIFRADO Cejay Graham	4	66.6 600m	0:11.02 1000m	1:11.30 [2] (0:13.78)	0:57.52 [5] (0:11.02)	0:46.50 [5] (0:11.35)	0:35.15 [4] (0:11.13)	0:24.02 [3] (0:11.52)	0:12.50 [3] (0:12.50)	3.38L	0:35.15	+1
3	4 PRINCE OF BOOM Ryan Maloney	2	67.8 Overall	0:11.01 1000m	1:11.32 [3] (0:13.12)	0:58.20 [2] (0:11.01)	0:47.19 [2] (0:11.63)	0:35.56 [2] (0:11.41)	0:24.15 [2] (0:11.44)	0:12.71 [2] (0:12.71)	3.5L	0:35.56	+0
4	9 MILLANE Robbie Dolan	3	67.1 1000m	0:11.00 1000m	1:11.63 [4] (0:13.75)	0:57.88 [4] (0:11.00)	0:46.88 [4] (0:11.41)	0:35.47 [5] (0:11.38)	0:24.09 [4] (0:11.45)	0:12.64 [4] (0:12.64)	5.35L	0:35.47	-7
5	8 SMART IMAGE Damien Thornton	5	66.7 1000m	0:11.03 1000m	1:14.56 [5] (0:13.61)	1:00.95 [3] (0:11.03)	0:49.92 [3] (0:11.50)	0:38.42 [3] (0:11.54)	0:26.88 [5] (0:11.93)	0:14.95 [5] (0:14.95)	22.54L	0:38.42	-3

Scratched: Rothfire (#1), Namazu (#5), Front Page (#2), Zarastro (#3)

[] Ranking at each section and finish
 -:-:-:- No data available at this section
 NA No data available

SCN Saddle cloth number
 DNF Did not finish
 DNT Did not track



Horse/Jockey Name	Hidden Wealth
Final Rank	1
Fastest Section Time (Section)	0:10.81 (1000m)
Top Speed [km/h] (Section)	69.2 (1000m)
Race State	Finished



Doomben QLD Professional

Race 8: LADBROKES GEORGE MOORE STAKES - 1200m

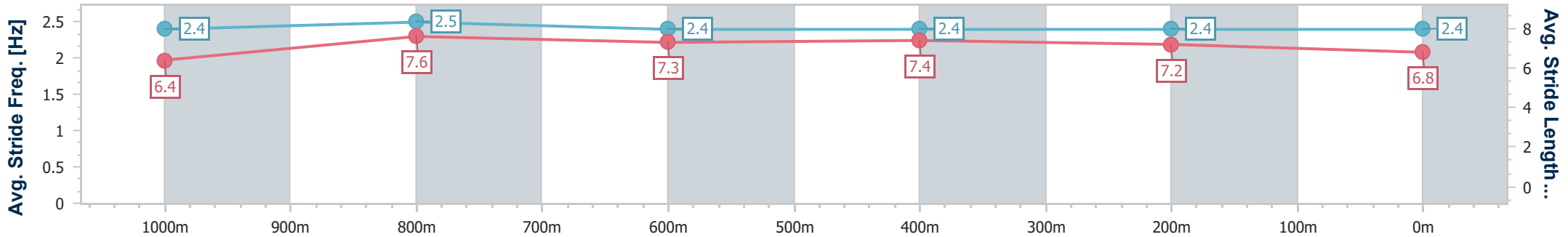
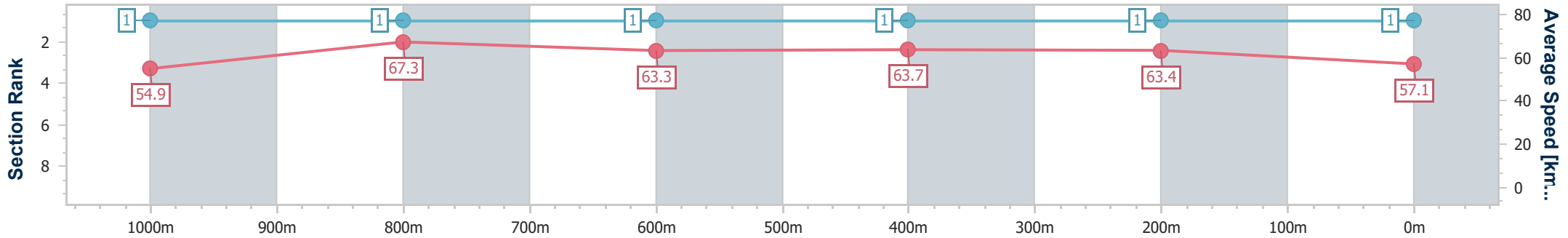
30 November 2024 - 16:34

Track Rating: Heavy 10, Weather: Showers, Rail Position: +4.5m Entire



BRISBANE RACING CLUB

Section	Overall	1000m	800m	600m	400m	200m
Section Times	1:10.72 [1] (0:13.09)	0:57.63 [1] (0:10.81)	0:46.82 [1] (0:11.48)	0:35.34 [1] (0:11.35)	0:23.99 [1] (0:11.39)	0:12.60 [1] (0:12.60)
Average Speed [km/h]	54.9	67.3	63.3	63.7	63.4	57.1
Top Speed [km/h]	68.4	69.2	65.3	65.6	65.7	62.3
Avg. Dist. to Rail [m]	4.7	3.6	2.0	0.9	2.9	6.0
Avg. Stride Freq. [Hz]	2.4	2.5	2.4	2.4	2.4	2.4
Avg. Stride Length [m]	6.4	7.6	7.3	7.4	7.2	6.8



- [] Ranking at each section and finish
- .-.- No data available at this section
- NA No data available



Horse/Jockey Name	Cifrado
Final Rank	2
Fastest Section Time (Section)	0:11.02 (1000m)
Top Speed [km/h] (Section)	66.6 (600m)
Race State	Finished



Doomben QLD Professional

Race 8: LADBROKES GEORGE MOORE STAKES - 1200m

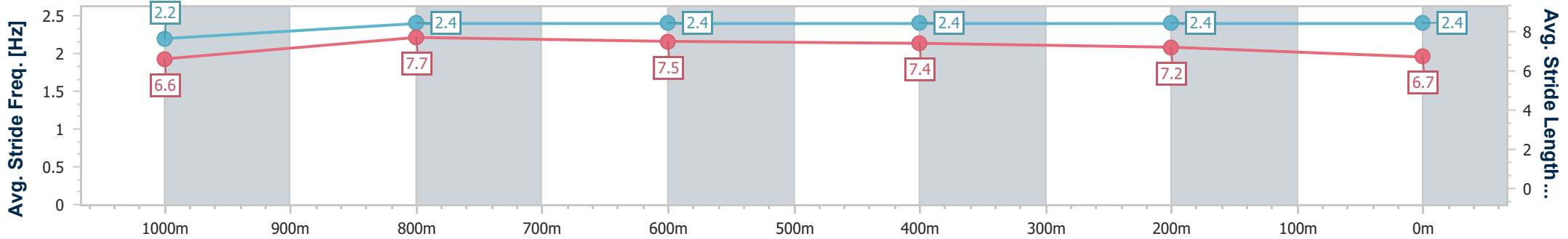
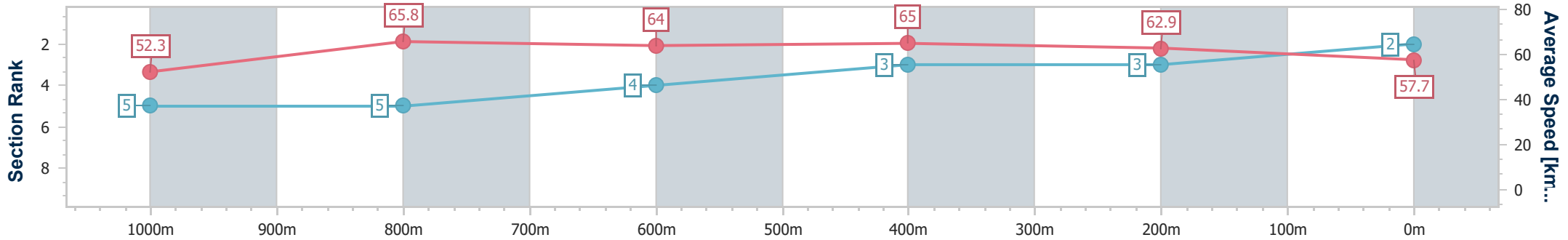
30 November 2024 - 16:34

Track Rating: Heavy 10, Weather: Showers, Rail Position: +4.5m Entire



BRISBANE RACING CLUB

Section	Overall	1000m	800m	600m	400m	200m
Section Times	1:11.30 [2] (0:13.78)	0:57.52 [5] (0:11.02)	0:46.50 [5] (0:11.35)	0:35.15 [4] (0:11.13)	0:24.02 [3] (0:11.52)	0:12.50 [3] (0:12.50)
Average Speed [km/h]	52.3	65.8	64.0	65.0	62.9	57.7
Top Speed [km/h]	65.9	66.3	66.5	66.6	64.7	62.4
Avg. Dist. to Rail [m]	3.9	2.4	1.9	1.4	5.2	8.4
Avg. Stride Freq. [Hz]	2.2	2.4	2.4	2.4	2.4	2.4
Avg. Stride Length [m]	6.6	7.7	7.5	7.4	7.2	6.7



- [] Ranking at each section and finish
- .-.- No data available at this section
- NA No data available



Horse/Jockey Name	Prince Of Boom
Final Rank	3
Fastest Section Time (Section)	0:11.01 (1000m)
Top Speed [km/h] (Section)	67.8 (Overall)
Race State	Finished



Doomben QLD Professional

Race 8: LADBROKES GEORGE MOORE STAKES - 1200m

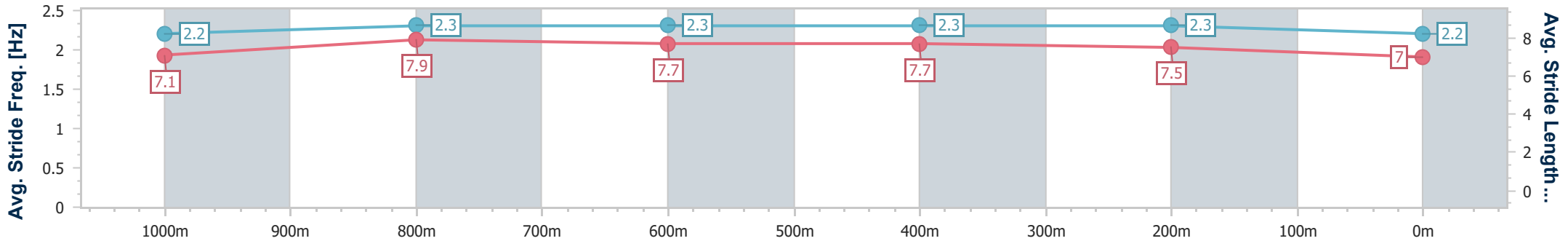
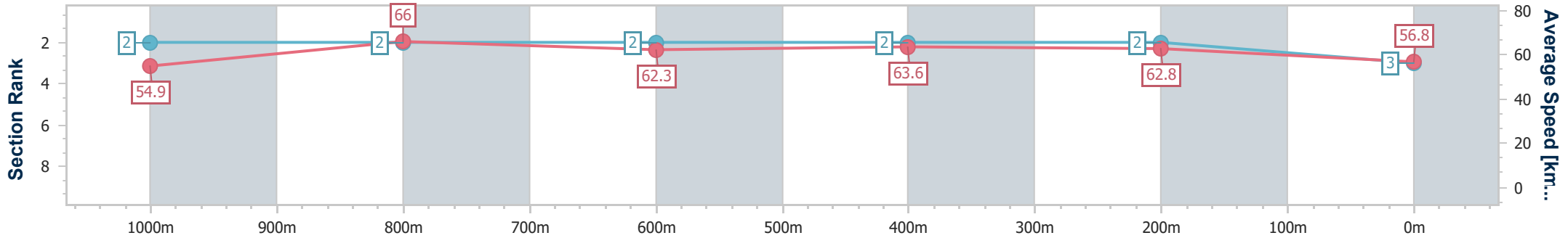
30 November 2024 - 16:34

Track Rating: Heavy 10, Weather: Showers, Rail Position: +4.5m Entire



BRISBANE RACING CLUB

Section	Overall	1000m	800m	600m	400m	200m
Section Times	1:11.32 [3] (0:13.12)	0:58.20 [2] (0:11.01)	0:47.19 [2] (0:11.63)	0:35.56 [2] (0:11.41)	0:24.15 [2] (0:11.44)	0:12.71 [2] (0:12.71)
Average Speed [km/h]	54.9	66.0	62.3	63.6	62.8	56.8
Top Speed [km/h]	67.8	67.6	63.0	64.4	64.5	61.7
Avg. Dist. to Rail [m]	2.4	1.9	2.1	0.9	3.2	6.2
Avg. Stride Freq. [Hz]	2.2	2.3	2.3	2.3	2.3	2.2
Avg. Stride Length [m]	7.1	7.9	7.7	7.7	7.5	7.0



- [] Ranking at each section and finish
- .-.-.- No data available at this section
- NA No data available



Horse/Jockey Name	Millane
Final Rank	4
Fastest Section Time (Section)	0:11.00 (1000m)
Top Speed [km/h] (Section)	67.1 (1000m)
Race State	Finished



Doomben QLD Professional

Race 8: LADBROKES GEORGE MOORE STAKES - 1200m

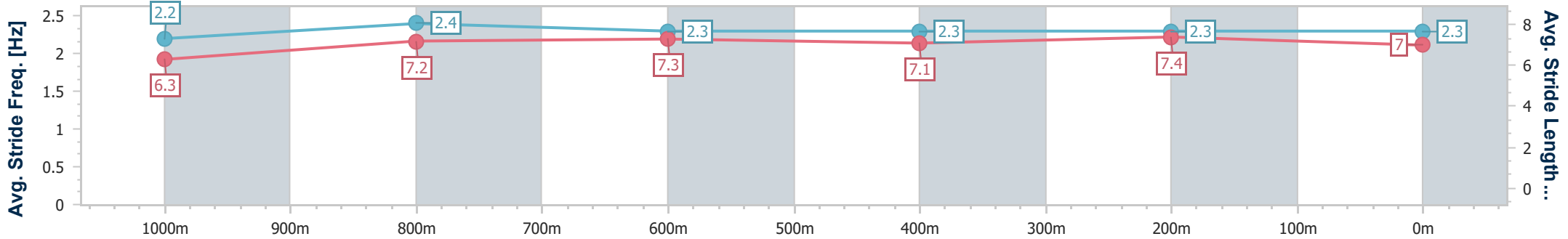
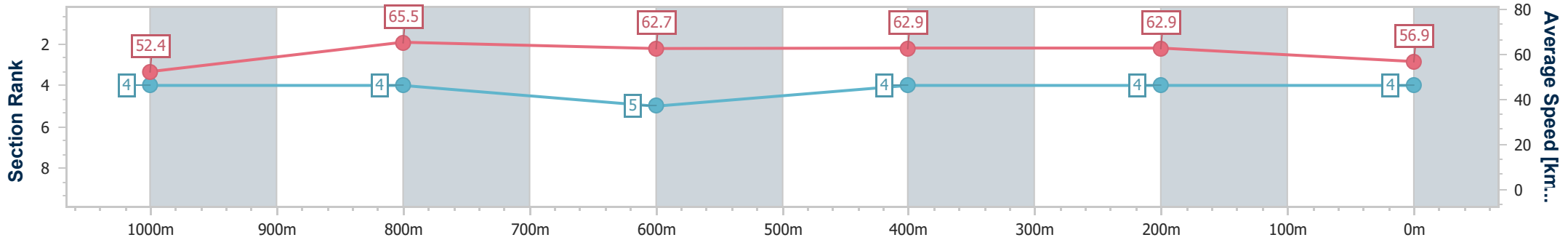
30 November 2024 - 16:34

Track Rating: Heavy 10, Weather: Showers, Rail Position: +4.5m Entire



BRISBANE RACING CLUB

Section	Overall	1000m	800m	600m	400m	200m
Section Times	1:11.63 [4] (0:13.75)	0:57.88 [4] (0:11.00)	0:46.88 [4] (0:11.41)	0:35.47 [5] (0:11.38)	0:24.09 [4] (0:11.45)	0:12.64 [4] (0:12.64)
Average Speed [km/h]	52.4	65.5	62.7	62.9	62.9	56.9
Top Speed [km/h]	66.8	67.1	64.1	63.5	63.8	61.5
Avg. Dist. to Rail [m]	2.4	0.9	0.5	1.4	3.1	5.7
Avg. Stride Freq. [Hz]	2.2	2.4	2.3	2.3	2.3	2.3
Avg. Stride Length [m]	6.3	7.2	7.3	7.1	7.4	7.0



- [] Ranking at each section and finish
- :-:- No data available at this section
- NA No data available



Horse/Jockey Name	Smart Image
Final Rank	5
Fastest Section Time (Section)	0:11.03 (1000m)
Top Speed [km/h] (Section)	66.7 (1000m)
Race State	Finished



Doomben QLD Professional

Race 8: LADBROKES GEORGE MOORE STAKES - 1200m

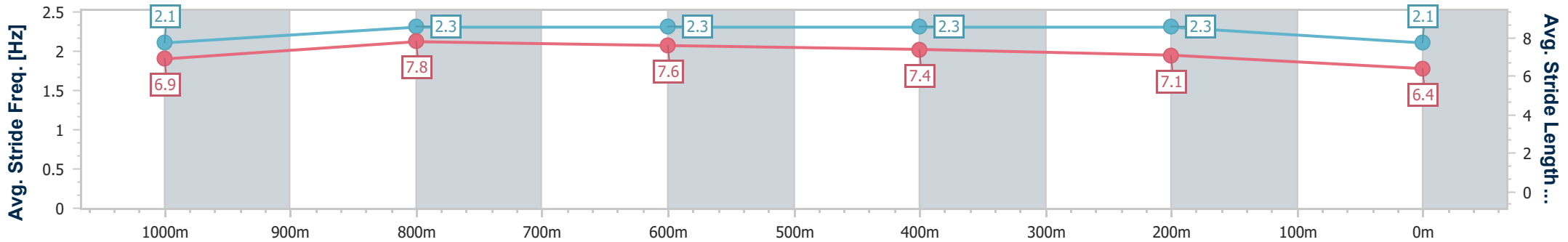
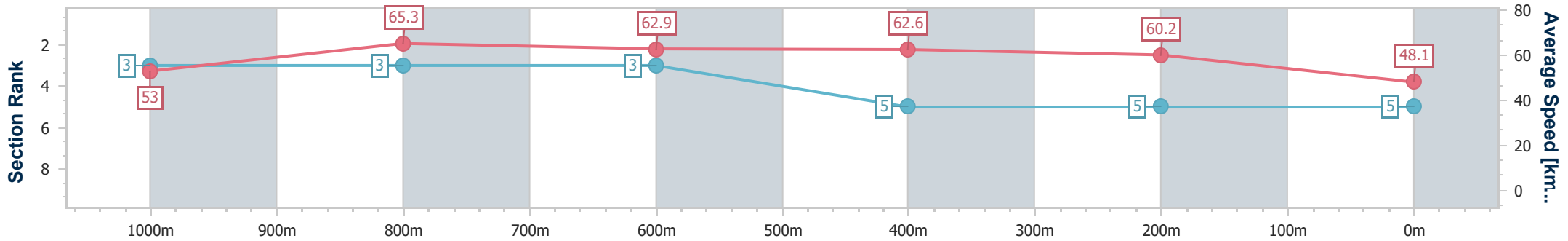
30 November 2024 - 16:34

Track Rating: Heavy 10, Weather: Showers, Rail Position: +4.5m Entire



BRISBANE RACING CLUB

Section	Overall	1000m	800m	600m	400m	200m
Section Times	1:14.56 [5] (0:13.61)	1:00.95 [3] (0:11.03)	0:49.92 [3] (0:11.50)	0:38.42 [3] (0:11.54)	0:26.88 [5] (0:11.93)	0:14.95 [5] (0:14.95)
Average Speed [km/h]	53.0	65.3	62.9	62.6	60.2	48.1
Top Speed [km/h]	65.6	66.7	63.9	64.3	62.2	57.4
Avg. Dist. to Rail [m]	3.5	1.9	1.1	0.6	3.3	6.6
Avg. Stride Freq. [Hz]	2.1	2.3	2.3	2.3	2.3	2.1
Avg. Stride Length [m]	6.9	7.8	7.6	7.4	7.1	6.4



- [] Ranking at each section and finish
- .-.- No data available at this section
- NA No data available