



Toowoomba QLD Professional

Race 3: Vale Pat Duff BENCHMARK 70 Handicap - 1000m

30 November 2024 - 18:40



Track Rating: Soft 6, Weather: Showers, Rail Position: +4m Entire

Section										Last 600m			
Field Times		Overall	800m	600m	400m	200m							
		1:00.72 (0:14.16)	0:46.56 (0:10.73)	0:35.83 (0:11.57)	0:24.26 (0:12.07)	0:12.19 (0:12.19)	0:35.83						
Rank	TAB	Horse/Jockey	Barrier	Top Speed [km/h]	Fastest Section						Margin	Distance Travelled [m]	
1	9	QUADE Chelsea Baker	8	68.1 800m	0:10.80 800m	1:00.72 [1] (0:14.71)	0:46.01 [8] (0:10.80)	0:35.21 [7] (0:11.41)	0:23.80 [6] (0:11.79)	0:12.01 [5] (0:12.01)	1:00.72	0:35.21	
2	12	UPSTART LEGEND Dylan Bennett	7	67.5 800m	0:10.91 800m	1:01.10 [2] (0:15.07)	0:46.03 [10] (0:10.91)	0:35.12 [10] (0:11.23)	0:23.89 [9] (0:11.71)	0:12.18 [8] (0:12.18)	2.3L	0:35.12	+6
3	5	ON HOLD Karl Zechner	11	68.0 Overall	0:10.89 800m	1:01.34 [3] (0:14.35)	0:46.99 [4] (0:10.89)	0:36.10 [4] (0:11.45)	0:24.65 [4] (0:11.97)	0:12.68 [4] (0:12.68)	3.6L	0:36.10	+6
4	4	BIG SKY COUNTRY Les Tilley	5	70.1 800m	0:10.60 800m	1:01.41 [4] (0:14.29)	0:47.12 [3] (0:10.60)	0:36.52 [1] (0:11.59)	0:24.93 [2] (0:12.05)	0:12.88 [1] (0:12.88)	3.9L	0:36.52	+3
4	11	CABRINELLA Madeleine Wishart	4	67.4 800m	0:10.88 800m	1:01.41 [4] (0:14.58)	0:46.83 [7] (0:10.88)	0:35.95 [5] (0:11.37)	0:24.58 [5] (0:11.79)	0:12.79 [3] (0:12.79)	3.9L	0:35.95	-1
6	10	TOKYO SINS Justin Stanley	1	67.3 800m	0:10.82 800m	1:01.56 [6] (0:14.16)	0:47.40 [1] (0:10.82)	0:36.58 [2] (0:11.48)	0:25.10 [1] (0:12.08)	0:13.02 [2] (0:13.02)	4.7L	0:36.58	-3
7	1	NEVER SAY NAY Zac Sprie	2	67.6 800m	0:10.96 800m	1:01.70 [7] (0:14.83)	0:46.87 [9] (0:10.96)	0:35.91 [9] (0:11.44)	0:24.47 [10] (0:11.67)	0:12.80 [7] (0:12.80)	5.5L	0:35.91	-2
8	2	MAGIC IN ME Nozi Tomizawa	6	70.6 800m	0:10.44 800m	1:01.96 [8] (0:15.70)	0:46.26 [11] (0:10.44)	0:35.82 [11] (0:11.30)	0:24.52 [11] (0:12.04)	0:12.48 [11] (0:12.48)	7L	0:35.82	-18
9	6	XERRI Hannah Phillips	3	68.8 Overall	0:10.80 800m	1:02.01 [9] (0:14.24)	0:47.77 [2] (0:10.80)	0:36.97 [3] (0:11.48)	0:25.49 [3] (0:12.31)	0:13.18 [6] (0:13.18)	7.2L	0:36.97	+0
10	8	KUDU James Baker	10	67.7 Overall	0:10.97 800m	1:02.37 [10] (0:14.52)	0:47.85 [6] (0:10.97)	0:36.88 [6] (0:11.70)	0:25.18 [8] (0:12.23)	0:12.95 [10] (0:12.95)	9.2L	0:36.88	+6

Scratched: Copper Sunset (#13), Groomed (#7)

[] Ranking at each section and finish
 -:-:- No data available at this section
 NA No data available

SCN Saddle cloth number
 DNF Did not finish
 DNT Did not track



Toowoomba QLD Professional

Race 3: Vale Pat Duff BENCHMARK 70 Handicap - 1000m

30 November 2024 - 18:40



Track Rating: Soft 6, Weather: Showers, Rail Position: +4m Entire

Section	Overall	800m	600m	400m	200m	Last 600m
Field Times	1:00.72 (0:14.16)	0:46.56 (0:10.73)	0:35.83 (0:11.57)	0:24.26 (0:12.07)	0:12.19 (0:12.19)	0:35.83

Rank	TAB	Horse/Jockey	Barrier	Top Speed [km/h]	Fastest Section	Margin	Distance Travelled [m]					
11	3	WRITTLE Chris Whiteley	12	67.1 800m	0:11.14 800m 1:02.41 [11] (0:14.48)	0:47.93 [5] (0:11.14)	0:36.79 [8] (0:11.50)	0:25.29 [7] (0:12.00)	0:13.29 [9] (0:13.29)	9.4L	0:36.79	+8

Scratched: Copper Sunset (#13), Groomed (#7)

[] Ranking at each section and finish
 -:-:-:- No data available at this section
 NA No data available

SCN Saddle cloth number
 DNF Did not finish
 DNT Did not track



Horse/Jockey Name	Quade
Final Rank	1
Fastest Section Time (Section)	0:10.80 (800m)
Top Speed [km/h] (Section)	68.1 (800m)
Race State	Finished



Toowoomba QLD Professional

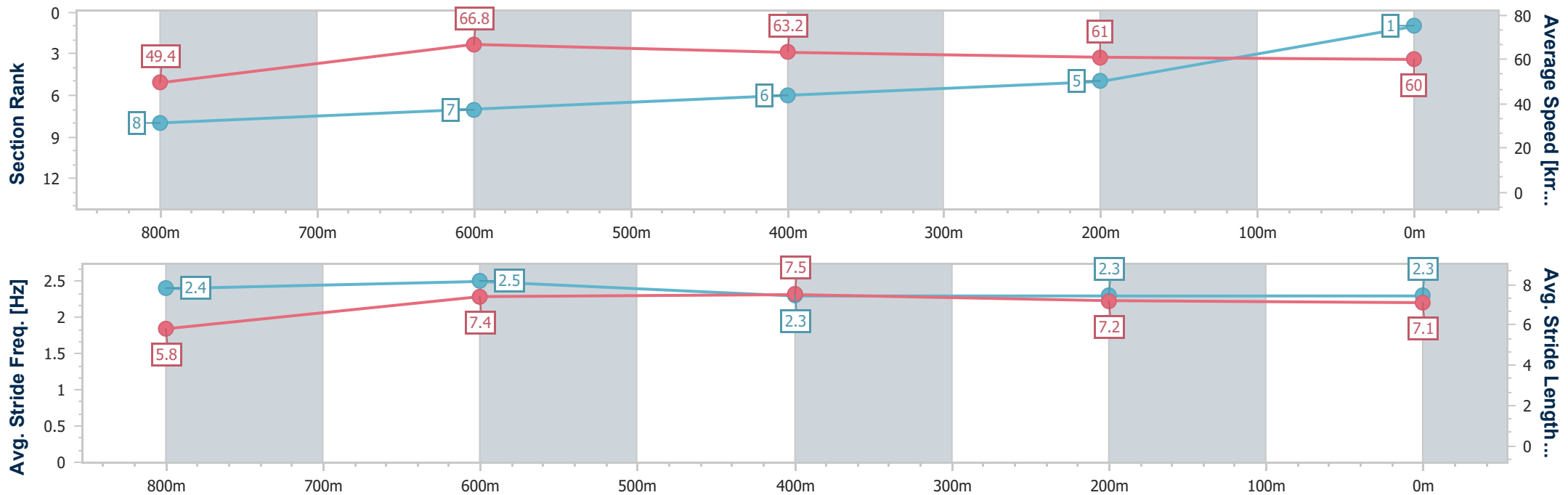
Race 3: Vale Pat Duff BENCHMARK 70 Handicap - 1000m

30 November 2024 - 18:40



Track Rating: Soft 6, Weather: Showers, Rail Position: +4m Entire

Section	Overall	800m	600m	400m	200m
Section Times	1:00.72 [1] (0:14.71)	0:46.01 [8] (0:10.80)	0:35.21 [7] (0:11.41)	0:23.80 [6] (0:11.79)	0:12.01 [5] (0:12.01)
Average Speed [km/h]	49.4	66.8	63.2	61.0	60.0
Top Speed [km/h]	67.7	68.1	65.8	62.2	61.4
Avg. Dist. to Rail [m]	6.7	0.6	0.4	0.5	0.5
Avg. Stride Freq. [Hz]	2.4	2.5	2.3	2.3	2.3
Avg. Stride Length [m]	5.8	7.4	7.5	7.2	7.1



- [] Ranking at each section and finish
- .-.- No data available at this section
- NA No data available



Horse/Jockey Name	Upstart Legend
Final Rank	2
Fastest Section Time (Section)	0:10.91 (800m)
Top Speed [km/h] (Section)	67.5 (800m)
Race State	Finished



Toowoomba QLD Professional

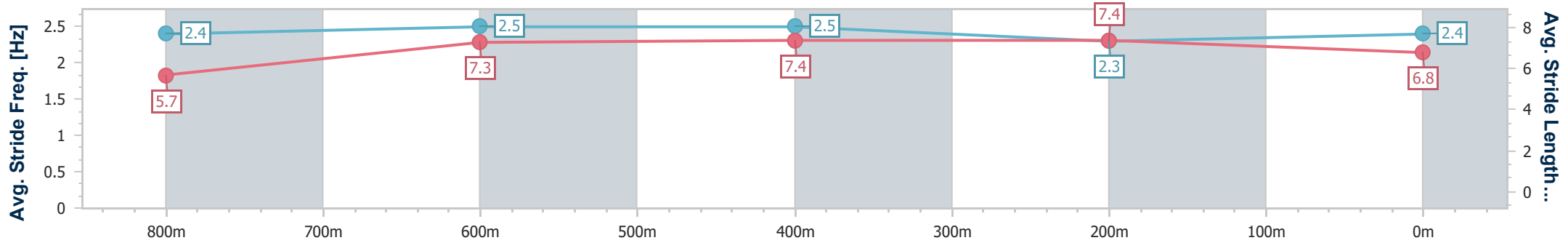
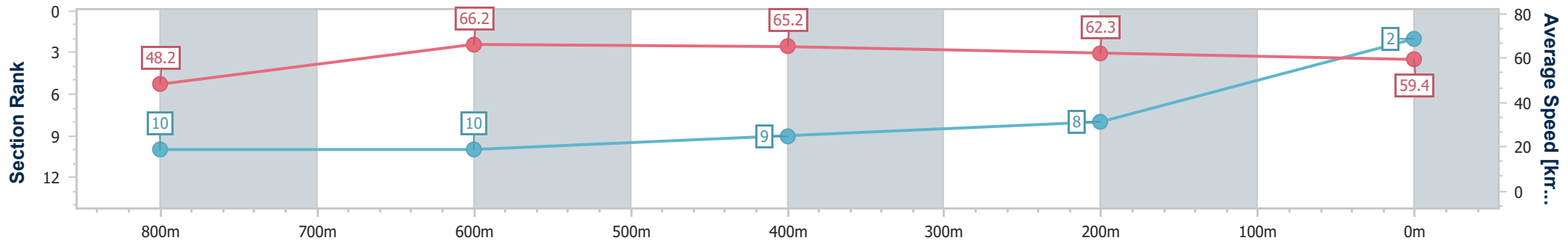
Race 3: Vale Pat Duff BENCHMARK 70 Handicap - 1000m

30 November 2024 - 18:40



Track Rating: Soft 6, Weather: Showers, Rail Position: +4m Entire

Section	Overall	800m	600m	400m	200m
Section Times	1:01.10 [2] (0:15.07)	0:46.03 [10] (0:10.91)	0:35.12 [10] (0:11.23)	0:23.89 [9] (0:11.71)	0:12.18 [8] (0:12.18)
Average Speed [km/h]	48.2	66.2	65.2	62.3	59.4
Top Speed [km/h]	65.0	67.5	67.2	63.2	61.4
Avg. Dist. to Rail [m]	4.9	1.1	3.3	4.4	5.3
Avg. Stride Freq. [Hz]	2.4	2.5	2.5	2.3	2.4
Avg. Stride Length [m]	5.7	7.3	7.4	7.4	6.8



- [] Ranking at each section and finish
- .-.- No data available at this section
- NA No data available



Horse/Jockey Name	On Hold
Final Rank	3
Fastest Section Time (Section)	0:10.89 (800m)
Top Speed [km/h] (Section)	68.0 (Overall)
Race State	Finished



Toowoomba QLD Professional

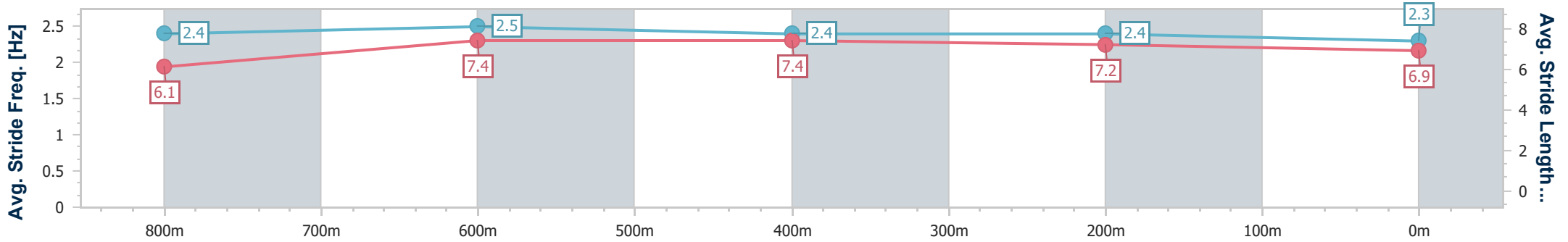
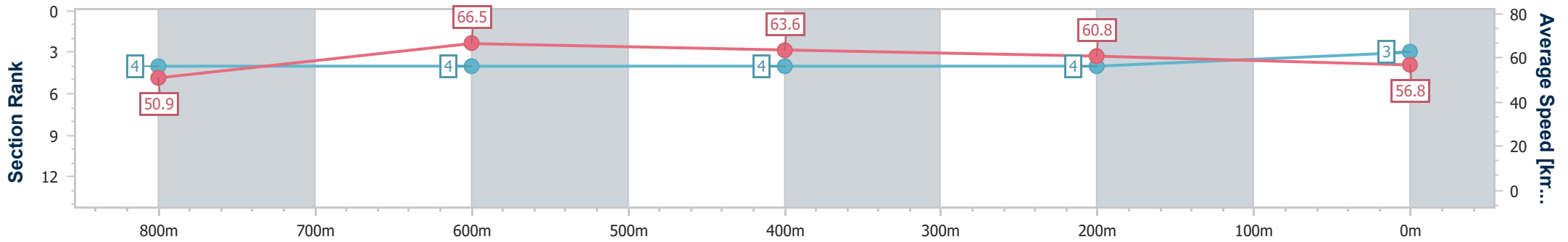
Race 3: Vale Pat Duff BENCHMARK 70 Handicap - 1000m

30 November 2024 - 18:40



Track Rating: Soft 6, Weather: Showers, Rail Position: +4m Entire

Section	Overall	800m	600m	400m	200m
Section Times	1:01.34 [3] (0:14.35)	0:46.99 [4] (0:10.89)	0:36.10 [4] (0:11.45)	0:24.65 [4] (0:11.97)	0:12.68 [4] (0:12.68)
Average Speed [km/h]	50.9	66.5	63.6	60.8	56.8
Top Speed [km/h]	68.0	67.9	66.0	62.3	60.4
Avg. Dist. to Rail [m]	6.9	2.7	1.9	3.1	3.3
Avg. Stride Freq. [Hz]	2.4	2.5	2.4	2.4	2.3
Avg. Stride Length [m]	6.1	7.4	7.4	7.2	6.9



- [] Ranking at each section and finish
- .-.- No data available at this section
- NA No data available



Horse/Jockey Name	Cabrinella
Final Rank	4
Fastest Section Time (Section)	0:10.88 (800m)
Top Speed [km/h] (Section)	67.4 (800m)
Race State	Finished



Toowoomba QLD Professional

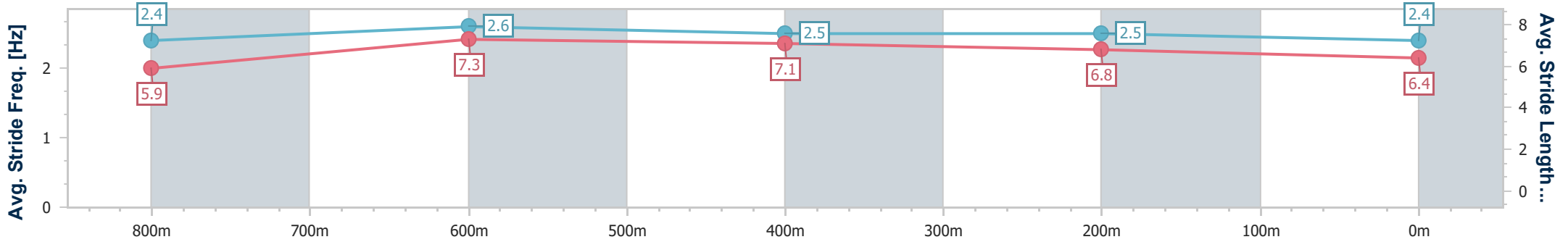
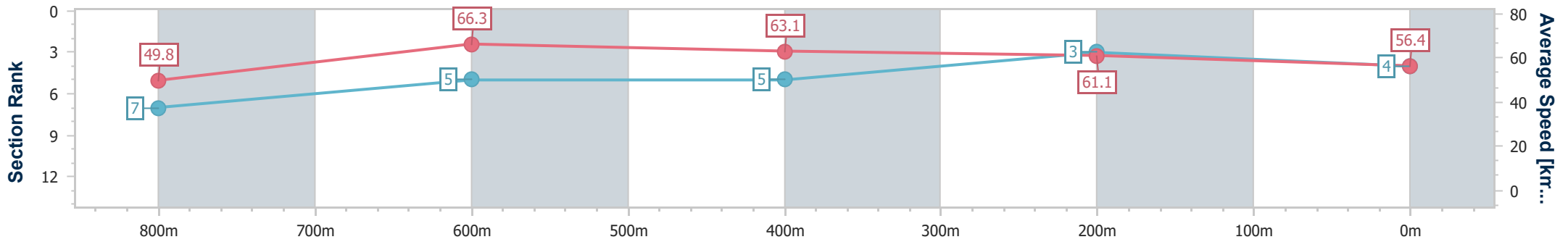
Race 3: Vale Pat Duff BENCHMARK 70 Handicap - 1000m

30 November 2024 - 18:40



Track Rating: Soft 6, Weather: Showers, Rail Position: +4m Entire

Section	Overall	800m	600m	400m	200m
Section Times	1:01.41 [4] (0:14.58)	0:46.83 [7] (0:10.88)	0:35.95 [5] (0:11.37)	0:24.58 [5] (0:11.79)	0:12.79 [3] (0:12.79)
Average Speed [km/h]	49.8	66.3	63.1	61.1	56.4
Top Speed [km/h]	66.2	67.4	65.5	62.1	59.3
Avg. Dist. to Rail [m]	4.8	0.7	0.7	0.3	0.4
Avg. Stride Freq. [Hz]	2.4	2.6	2.5	2.5	2.4
Avg. Stride Length [m]	5.9	7.3	7.1	6.8	6.4



- [] Ranking at each section and finish
- .-.- No data available at this section
- NA No data available



Horse/Jockey Name	Big Sky Country
Final Rank	4
Fastest Section Time (Section)	0:10.60 (800m)
Top Speed [km/h] (Section)	70.1 (800m)
Race State	Finished



Toowoomba QLD Professional

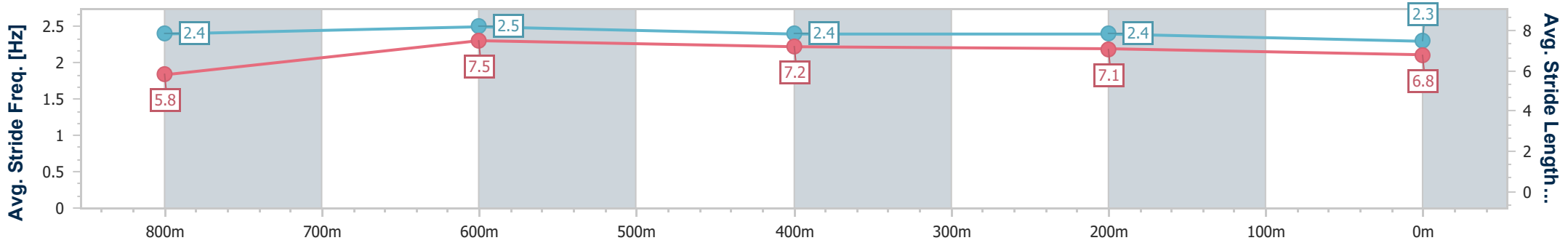
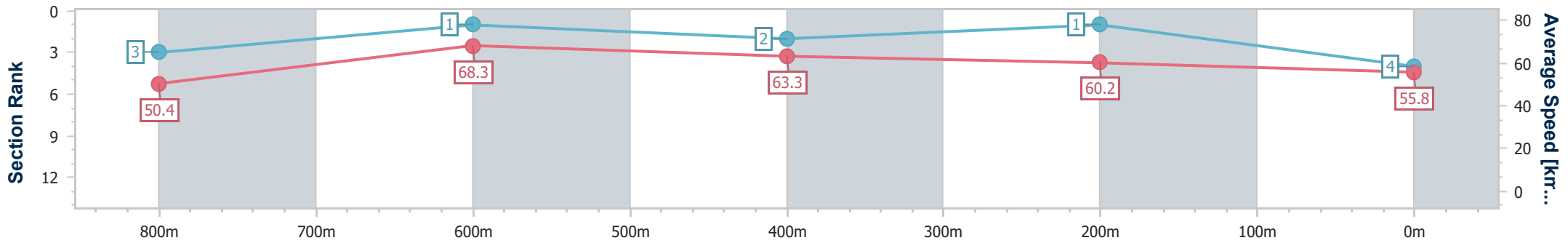
Race 3: Vale Pat Duff BENCHMARK 70 Handicap - 1000m

30 November 2024 - 18:40



Track Rating: Soft 6, Weather: Showers, Rail Position: +4m Entire

Section	Overall	800m	600m	400m	200m
Section Times	1:01.41 [4] (0:14.29)	0:47.12 [3] (0:10.60)	0:36.52 [1] (0:11.59)	0:24.93 [2] (0:12.05)	0:12.88 [1] (0:12.88)
Average Speed [km/h]	50.4	68.3	63.3	60.2	55.8
Top Speed [km/h]	68.4	70.1	65.6	61.1	59.0
Avg. Dist. to Rail [m]	2.5	2.2	3.0	1.5	0.6
Avg. Stride Freq. [Hz]	2.4	2.5	2.4	2.4	2.3
Avg. Stride Length [m]	5.8	7.5	7.2	7.1	6.8



- [] Ranking at each section and finish
- .-.- No data available at this section
- NA No data available



Horse/Jockey Name	Tokyo Sins
Final Rank	6
Fastest Section Time (Section)	0:10.82 (800m)
Top Speed [km/h] (Section)	67.3 (800m)
Race State	Finished



Toowoomba QLD Professional

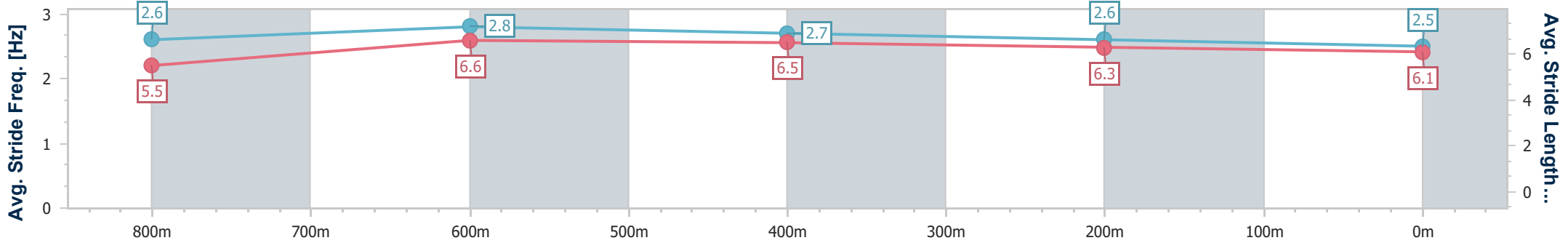
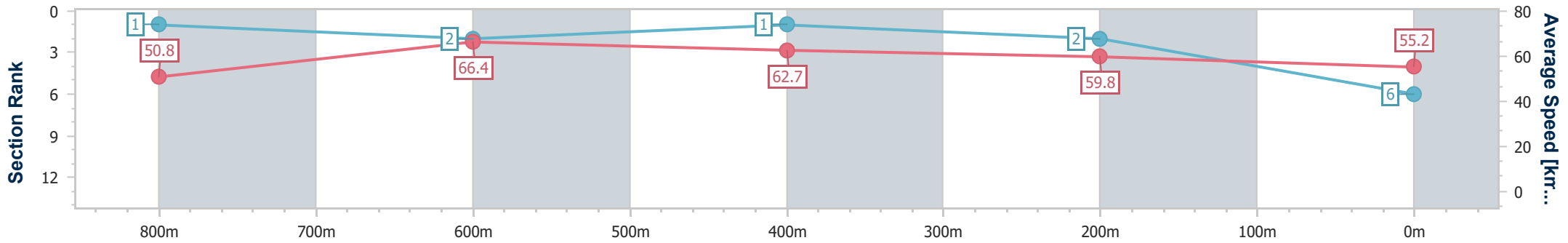
Race 3: Vale Pat Duff BENCHMARK 70 Handicap - 1000m

30 November 2024 - 18:40



Track Rating: Soft 6, Weather: Showers, Rail Position: +4m Entire

Section	Overall	800m	600m	400m	200m
Section Times	1:01.56 [6] (0:14.16)	0:47.40 [1] (0:10.82)	0:36.58 [2] (0:11.48)	0:25.10 [1] (0:12.08)	0:13.02 [2] (0:13.02)
Average Speed [km/h]	50.8	66.4	62.7	59.8	55.2
Top Speed [km/h]	67.2	67.3	65.3	60.8	59.0
Avg. Dist. to Rail [m]	1.8	0.5	0.2	0.2	0.6
Avg. Stride Freq. [Hz]	2.6	2.8	2.7	2.6	2.5
Avg. Stride Length [m]	5.5	6.6	6.5	6.3	6.1



- [] Ranking at each section and finish
- .-.- No data available at this section
- NA No data available



Horse/Jockey Name	Never Say Nay
Final Rank	7
Fastest Section Time (Section)	0:10.96 (800m)
Top Speed [km/h] (Section)	67.6 (800m)
Race State	Finished



Toowoomba QLD Professional

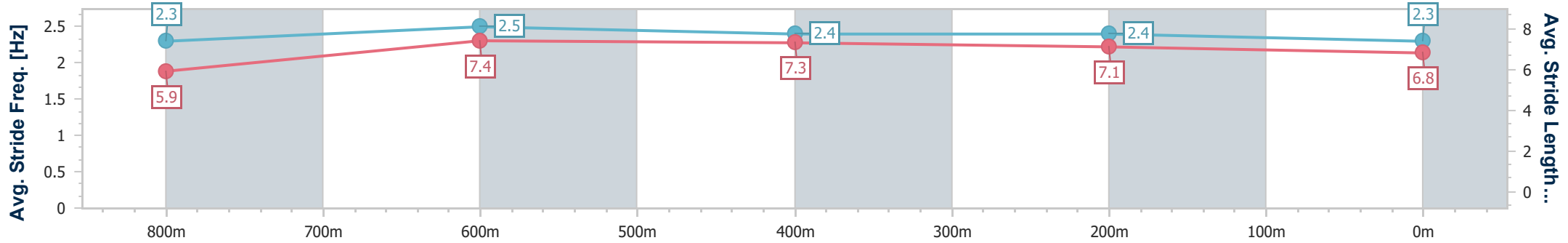
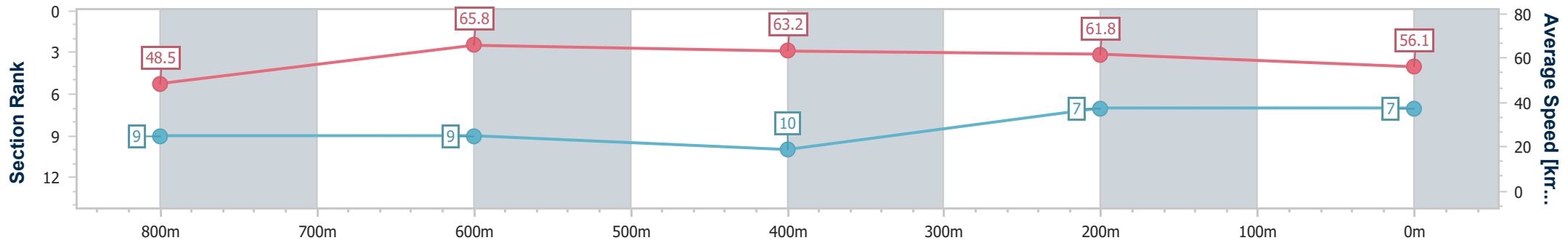
Race 3: Vale Pat Duff BENCHMARK 70 Handicap - 1000m

30 November 2024 - 18:40



Track Rating: Soft 6, Weather: Showers, Rail Position: +4m Entire

Section	Overall	800m	600m	400m	200m
Section Times	1:01.70 [7] (0:14.83)	0:46.87 [9] (0:10.96)	0:35.91 [9] (0:11.44)	0:24.47 [10] (0:11.67)	0:12.80 [7] (0:12.80)
Average Speed [km/h]	48.5	65.8	63.2	61.8	56.1
Top Speed [km/h]	66.9	67.6	65.5	63.7	58.8
Avg. Dist. to Rail [m]	2.1	1.1	0.9	0.5	1.0
Avg. Stride Freq. [Hz]	2.3	2.5	2.4	2.4	2.3
Avg. Stride Length [m]	5.9	7.4	7.3	7.1	6.8



- [] Ranking at each section and finish
- .-.- No data available at this section
- NA No data available



Horse/Jockey Name	Magic In Me
Final Rank	8
Fastest Section Time (Section)	0:10.44 (800m)
Top Speed [km/h] (Section)	70.6 (800m)
Race State	Finished



Toowoomba QLD Professional

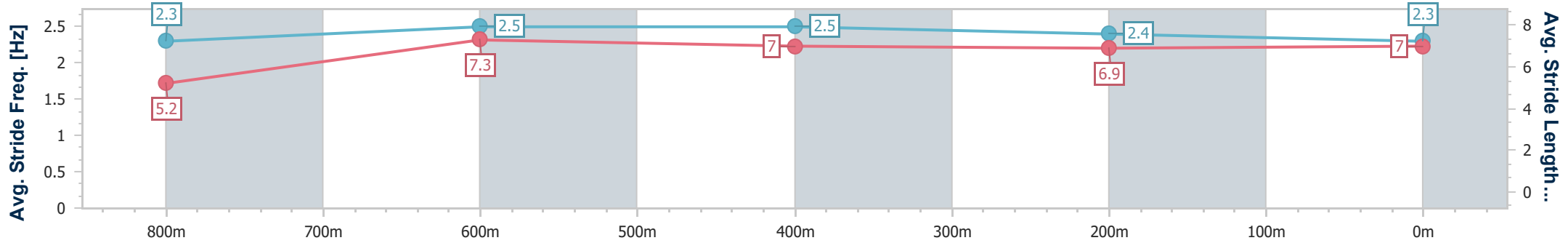
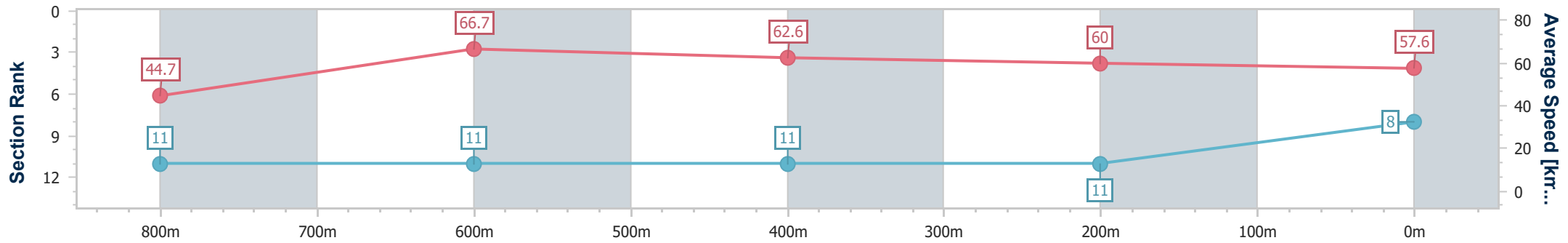
Race 3: Vale Pat Duff BENCHMARK 70 Handicap - 1000m

30 November 2024 - 18:40



Track Rating: Soft 6, Weather: Showers, Rail Position: +4m Entire

Section	Overall	800m	600m	400m	200m
Section Times	1:01.96 [8] (0:15.70)	0:46.26 [11] (0:10.44)	0:35.82 [11] (0:11.30)	0:24.52 [11] (0:12.04)	0:12.48 [11] (0:12.48)
Average Speed [km/h]	44.7	66.7	62.6	60.0	57.6
Top Speed [km/h]	68.4	70.6	66.1	60.6	59.7
Avg. Dist. to Rail [m]	6.8	8.8	2.9	1.1	1.6
Avg. Stride Freq. [Hz]	2.3	2.5	2.5	2.4	2.3
Avg. Stride Length [m]	5.2	7.3	7.0	6.9	7.0



- [] Ranking at each section and finish
- .-.- No data available at this section
- NA No data available



Horse/Jockey Name	Xerri
Final Rank	9
Fastest Section Time (Section)	0:10.80 (800m)
Top Speed [km/h] (Section)	68.8 (Overall)
Race State	Finished



Toowoomba QLD Professional

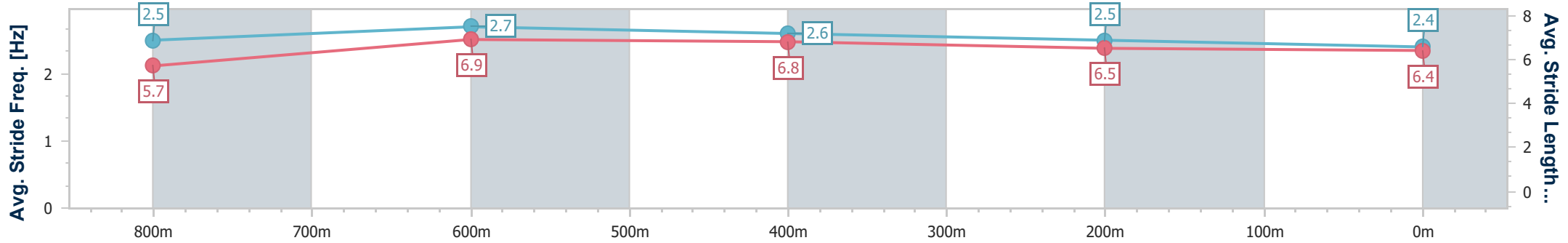
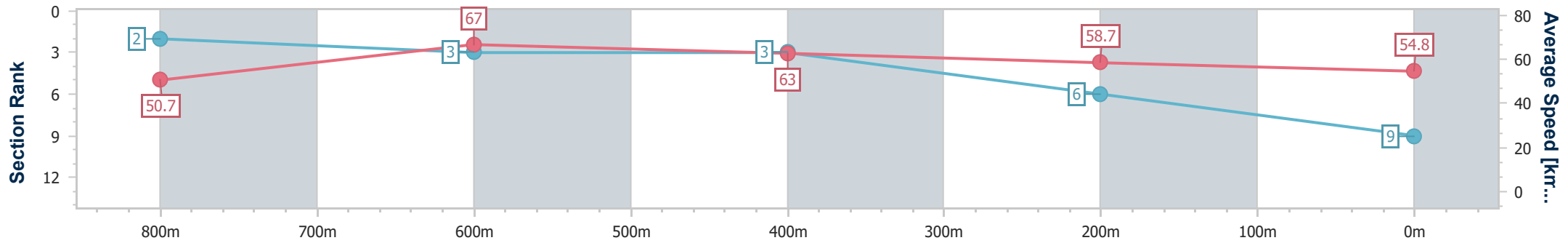
Race 3: Vale Pat Duff BENCHMARK 70 Handicap - 1000m

30 November 2024 - 18:40



Track Rating: Soft 6, Weather: Showers, Rail Position: +4m Entire

Section	Overall	800m	600m	400m	200m
Section Times	1:02.01 [9] (0:14.24)	0:47.77 [2] (0:10.80)	0:36.97 [3] (0:11.48)	0:25.49 [3] (0:12.31)	0:13.18 [6] (0:13.18)
Average Speed [km/h]	50.7	67.0	63.0	58.7	54.8
Top Speed [km/h]	68.8	68.1	66.0	61.7	56.3
Avg. Dist. to Rail [m]	2.5	1.7	1.2	0.9	1.8
Avg. Stride Freq. [Hz]	2.5	2.7	2.6	2.5	2.4
Avg. Stride Length [m]	5.7	6.9	6.8	6.5	6.4



- [] Ranking at each section and finish
- .-.- No data available at this section
- NA No data available



Horse/Jockey Name	Kudu
Final Rank	10
Fastest Section Time (Section)	0:10.97 (800m)
Top Speed [km/h] (Section)	67.7 (Overall)
Race State	Finished



Toowoomba QLD Professional

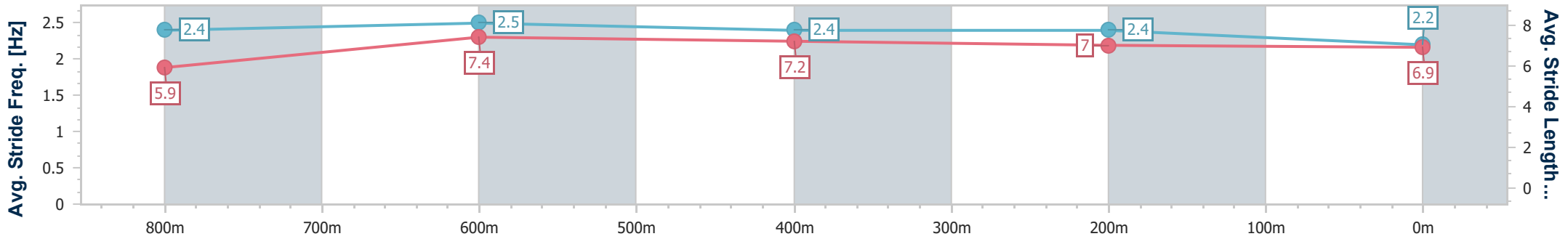
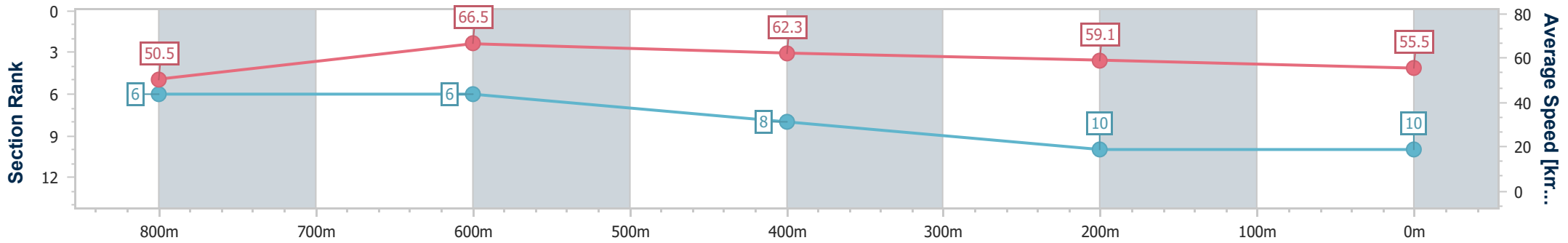
Race 3: Vale Pat Duff BENCHMARK 70 Handicap - 1000m

30 November 2024 - 18:40



Track Rating: Soft 6, Weather: Showers, Rail Position: +4m Entire

Section	Overall	800m	600m	400m	200m
Section Times	1:02.37 [10] (0:14.52)	0:47.85 [6] (0:10.97)	0:36.88 [6] (0:11.70)	0:25.18 [8] (0:12.23)	0:12.95 [10] (0:12.95)
Average Speed [km/h]	50.5	66.5	62.3	59.1	55.5
Top Speed [km/h]	67.7	67.7	65.9	60.6	57.2
Avg. Dist. to Rail [m]	7.9	3.1	2.6	1.3	1.8
Avg. Stride Freq. [Hz]	2.4	2.5	2.4	2.4	2.2
Avg. Stride Length [m]	5.9	7.4	7.2	7.0	6.9



- [] Ranking at each section and finish
- .-.- No data available at this section
- NA No data available



Horse/Jockey Name	Writtle
Final Rank	11
Fastest Section Time (Section)	0:11.14 (800m)
Top Speed [km/h] (Section)	67.1 (800m)
Race State	Finished



Toowoomba QLD Professional

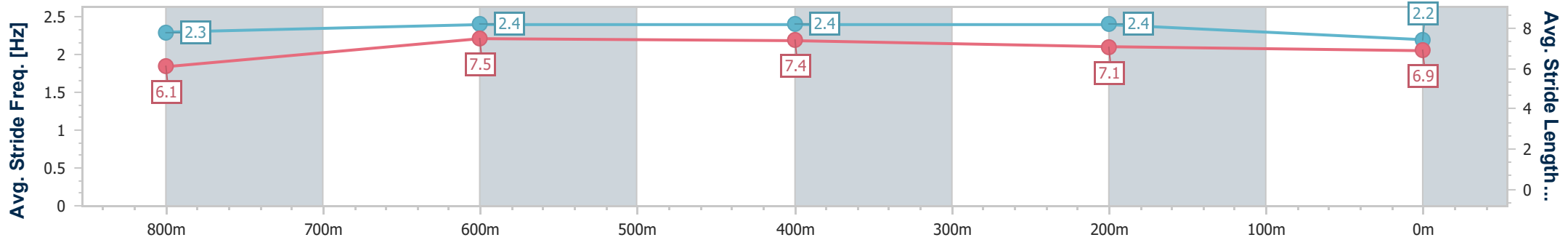
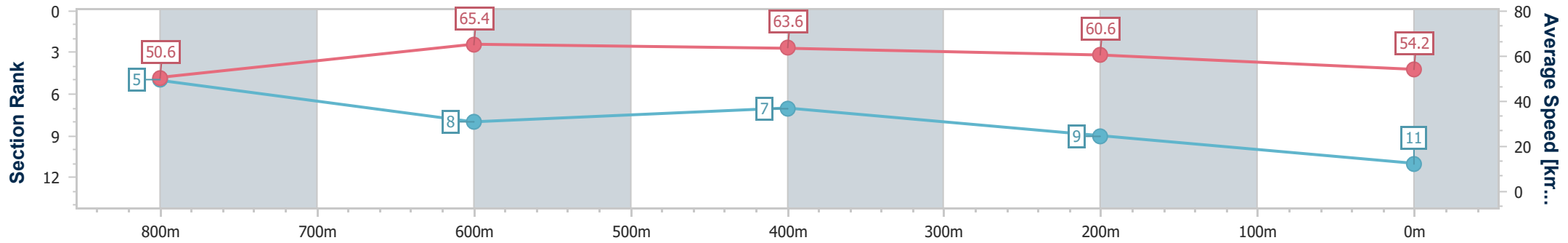
Race 3: Vale Pat Duff BENCHMARK 70 Handicap - 1000m

30 November 2024 - 18:40



Track Rating: Soft 6, Weather: Showers, Rail Position: +4m Entire

Section	Overall	800m	600m	400m	200m
Section Times	1:02.41 [11] (0:14.48)	0:47.93 [5] (0:11.14)	0:36.79 [8] (0:11.50)	0:25.29 [7] (0:12.00)	0:13.29 [9] (0:13.29)
Average Speed [km/h]	50.6	65.4	63.6	60.6	54.2
Top Speed [km/h]	65.9	67.1	65.7	62.6	58.6
Avg. Dist. to Rail [m]	8.5	4.2	2.7	2.7	2.1
Avg. Stride Freq. [Hz]	2.3	2.4	2.4	2.4	2.2
Avg. Stride Length [m]	6.1	7.5	7.4	7.1	6.9



- [] Ranking at each section and finish
- .-.- No data available at this section
- NA No data available