



**Sunshine Coast QLD Professional**  
**Race 2: COASTLINE TRUSSES Class 3 Plate - 1200m**  
**01 December 2024 - 13:25**



Track Rating: Heavy 10, Weather: Overcast, Rail Position: +5m Entire

Section		Overall	1000m	800m	600m	400m	200m	Last 600m					
Field Times		1:13.72 (0:14.12)	0:59.60 (0:11.73)	0:47.87 (0:11.99)	0:35.88 (0:12.01)	0:23.87 (0:11.80)	0:12.07 (0:12.07)	0:35.88					
Rank	TAB Horse/Jockey	Barrier	Top Speed [km/h]	Fastest Section	Margin							Distance Travelled [m]	
1	6 <b>DIRTY DANCING</b> Jake Bayliss	1	64.2 400m	0:11.61 400m	1:13.72 [1] (0:14.27)	0:59.45 [3] (0:11.78)	0:47.67 [3] (0:12.07)	0:35.60 [3] (0:11.98)	0:23.62 [3] (0:11.61)	0:12.01 [2] (0:12.01)	1:13.72	0:35.60	
2	5 <b>ZAHER</b> Angela Jones	2	63.6 1000m	0:11.65 400m	1:13.74 [2] (0:14.25)	0:59.49 [2] (0:11.73)	0:47.76 [2] (0:12.03)	0:35.73 [2] (0:12.06)	0:23.67 [2] (0:11.65)	0:12.02 [3] (0:12.02)	0.1L	0:35.73	+3
3	8 <b>ROSE OF SHIRAZ</b> Jace McMurray	5	63.3 1000m	0:11.73 1000m	1:13.84 [3] (0:14.12)	0:59.72 [1] (0:11.73)	0:47.99 [1] (0:11.99)	0:36.00 [1] (0:12.01)	0:23.99 [1] (0:11.80)	0:12.19 [1] (0:12.19)	0.5L	0:36.00	-1
4	7 <b>JUKEBOX GLOW</b> Mark Du Plessis	4	62.6 Overall	0:11.76 400m	1:14.42 [4] (0:14.40)	1:00.02 [5] (0:11.80)	0:48.22 [4] (0:11.99)	0:36.23 [4] (0:12.06)	0:24.17 [4] (0:11.76)	0:12.41 [4] (0:12.41)	3.8L	0:36.23	+2
5	4 <b>EMERALD'S SON</b> Hannah Phillips	3	62.4 1000m	0:11.85 1000m	1:16.06 [5] (0:14.39)	1:01.67 [4] (0:11.85)	0:49.82 [5] (0:11.98)	0:37.84 [5] (0:12.13)	0:25.71 [5] (0:12.13)	0:13.58 [5] (0:13.58)	13.3L	0:37.84	+4

Scratched: Bohemian Lad (#1), Territory Ash (#9), Zelgaria (#2), Bonjour Rupert (#3)

[ ] Ranking at each section and finish  
 -:-:-:- No data available at this section  
 NA No data available

SCN Saddle cloth number  
 DNF Did not finish  
 DNT Did not track



Horse/Jockey Name	Dirty Dancing
Final Rank	1
Fastest Section Time (Section)	0:11.61 (400m)
Top Speed [km/h] (Section)	64.2 (400m)
Race State	Finished



Sunshine Coast QLD Professional

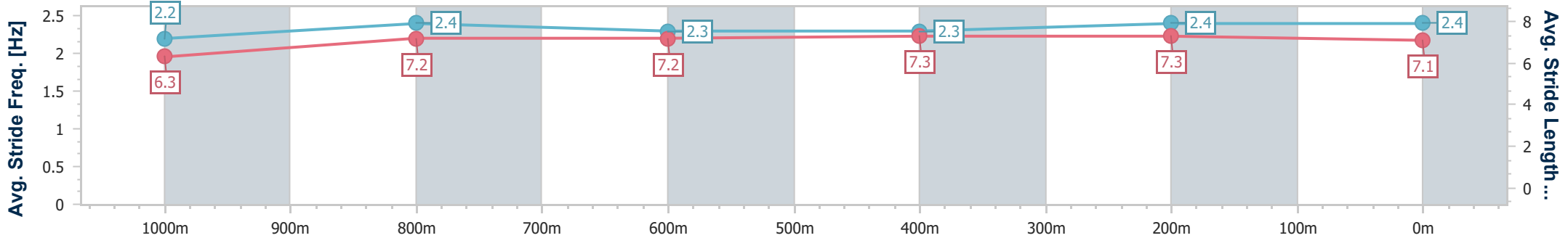
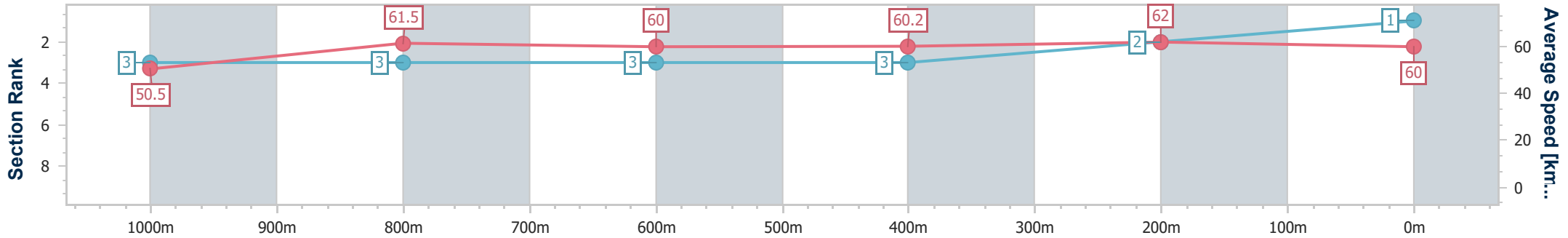
Race 2: COASTLINE TRUSSES Class 3 Plate - 1200m



01 December 2024 - 13:25

Track Rating: Heavy 10, Weather: Overcast, Rail Position: +5m Entire

Section	Overall	1000m	800m	600m	400m	200m								
Section Times	1:13.72 [1] (0:14.27)	0:59.45 [3] (0:11.78)	0:47.67 [3] (0:12.07)	0:35.60 [3] (0:11.98)	0:23.62 [3] (0:11.61)	0:12.01 [2] (0:12.01)								
Average Speed [km/h]	50.5	61.5	60.0	60.2	62.0	60.0								
Top Speed [km/h]	62.1	62.0	61.1	60.6	64.2	62.4								
Avg. Dist. to Rail [m]	2.3	1.9	1.3	0.4	2.5	4.2								
Avg. Stride Freq. [Hz]	2.2	2.4	2.3	2.3	2.4	2.4								
Avg. Stride Length [m]	6.3	7.2	7.2	7.3	7.3	7.1								



- [ ] Ranking at each section and finish
- .-.- No data available at this section
- NA No data available



Horse/Jockey Name	Zaher
Final Rank	2
Fastest Section Time (Section)	0:11.65 (400m)
Top Speed [km/h] (Section)	63.6 (1000m)
Race State	Finished



Sunshine Coast QLD Professional

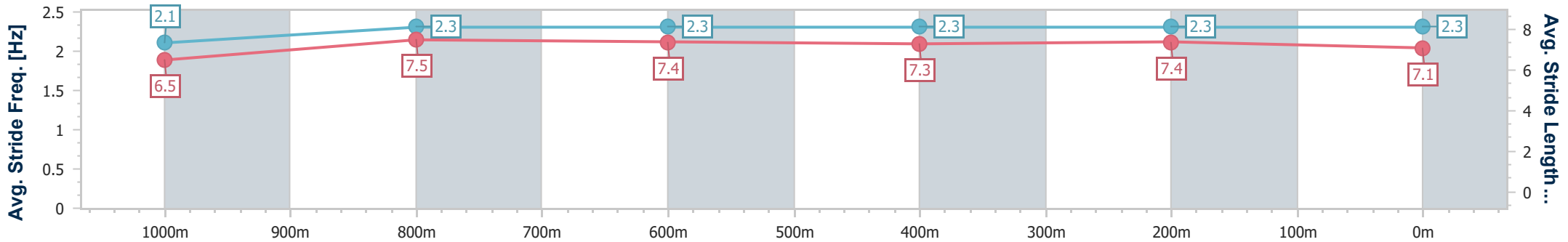
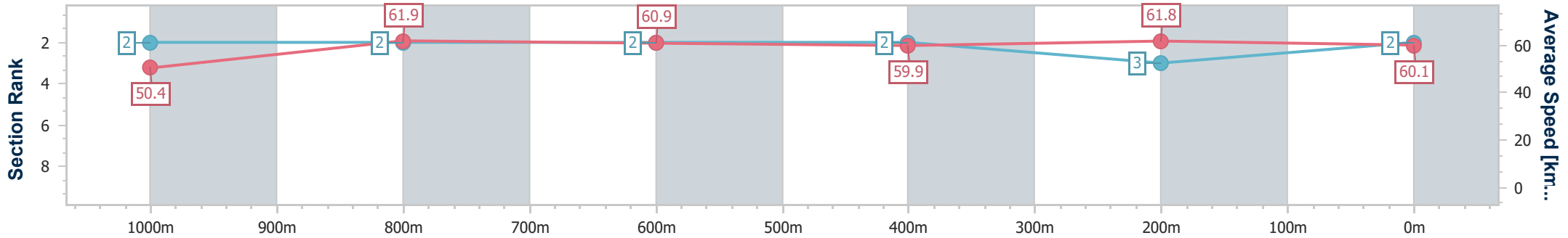
Race 2: COASTLINE TRUSSES Class 3 Plate - 1200m



01 December 2024 - 13:25

Track Rating: Heavy 10, Weather: Overcast, Rail Position: +5m Entire

Section	Overall	1000m	800m	600m	400m	200m
Section Times	1:13.74 [2] (0:14.25)	0:59.49 [2] (0:11.73)	0:47.76 [2] (0:12.03)	0:35.73 [2] (0:12.06)	0:23.67 [2] (0:11.65)	0:12.02 [3] (0:12.02)
Average Speed [km/h]	50.4	61.9	60.9	59.9	61.8	60.1
Top Speed [km/h]	62.1	63.6	61.3	61.1	63.0	62.4
Avg. Dist. to Rail [m]	3.0	2.9	2.6	1.4	4.9	6.7
Avg. Stride Freq. [Hz]	2.1	2.3	2.3	2.3	2.3	2.3
Avg. Stride Length [m]	6.5	7.5	7.4	7.3	7.4	7.1



- [ ] Ranking at each section and finish
- .-.- No data available at this section
- NA No data available



Horse/Jockey Name	Rose Of Shiraz
Final Rank	3
Fastest Section Time (Section)	0:11.73 (1000m)
Top Speed [km/h] (Section)	63.3 (1000m)
Race State	Finished



### Sunshine Coast QLD Professional

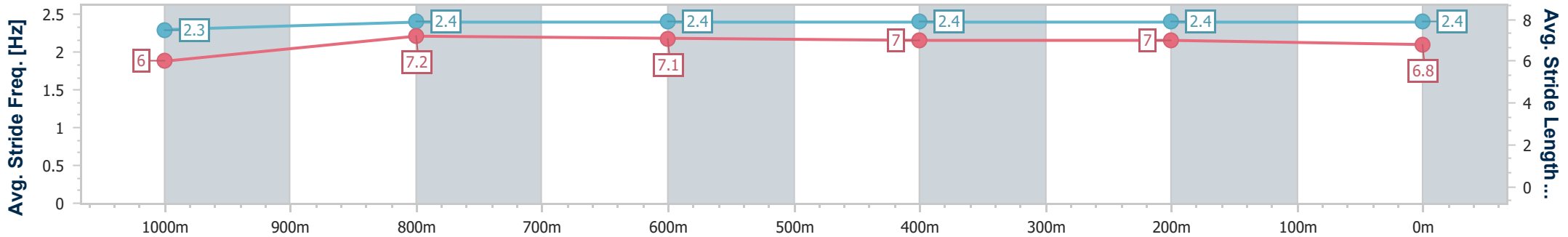
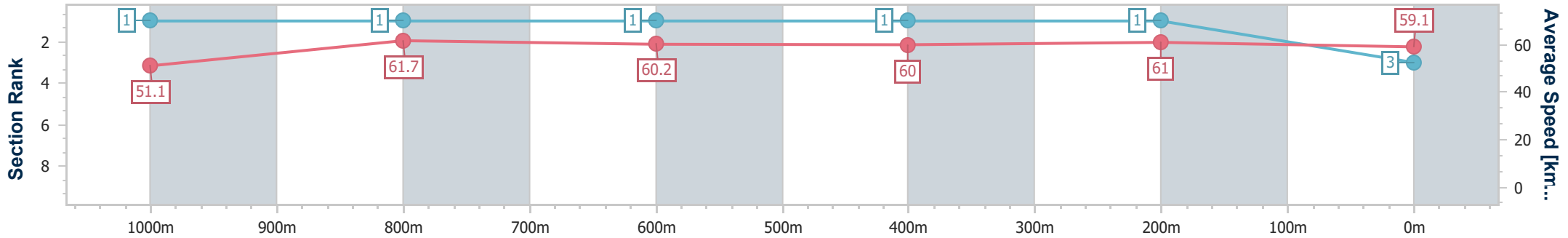
Race 2: COASTLINE TRUSSES Class 3 Plate - 1200m



01 December 2024 - 13:25

Track Rating: Heavy 10, Weather: Overcast, Rail Position: +5m Entire

Section	Overall	1000m	800m	600m	400m	200m
Section Times	1:13.84 [3] (0:14.12)	0:59.72 [1] (0:11.73)	0:47.99 [1] (0:11.99)	0:36.00 [1] (0:12.01)	0:23.99 [1] (0:11.80)	0:12.19 [1] (0:12.19)
Average Speed [km/h]	51.1	61.7	60.2	60.0	61.0	59.1
Top Speed [km/h]	62.3	63.3	61.0	61.1	62.6	61.8
Avg. Dist. to Rail [m]	6.1	3.2	0.7	0.2	3.6	5.4
Avg. Stride Freq. [Hz]	2.3	2.4	2.4	2.4	2.4	2.4
Avg. Stride Length [m]	6.0	7.2	7.1	7.0	7.0	6.8



- [ ] Ranking at each section and finish
- .-.- No data available at this section
- NA No data available



Horse/Jockey Name	Jukebox Glow
Final Rank	4
Fastest Section Time (Section)	0:11.76 (400m)
Top Speed [km/h] (Section)	62.6 (Overall)
Race State	Finished



Sunshine Coast QLD Professional

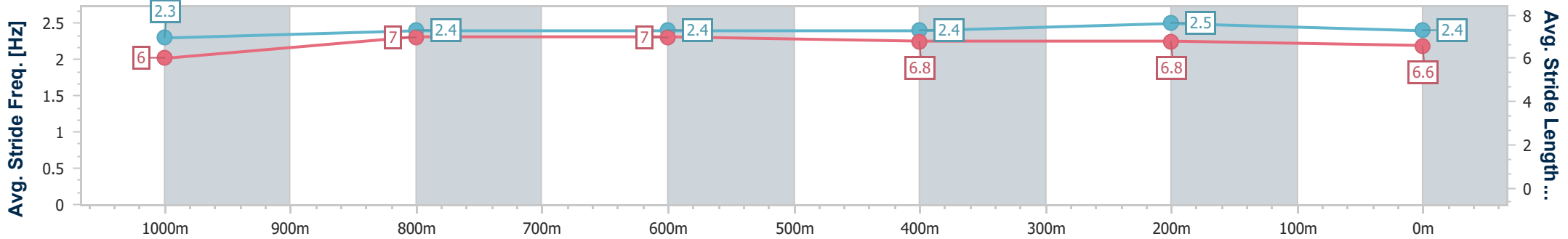
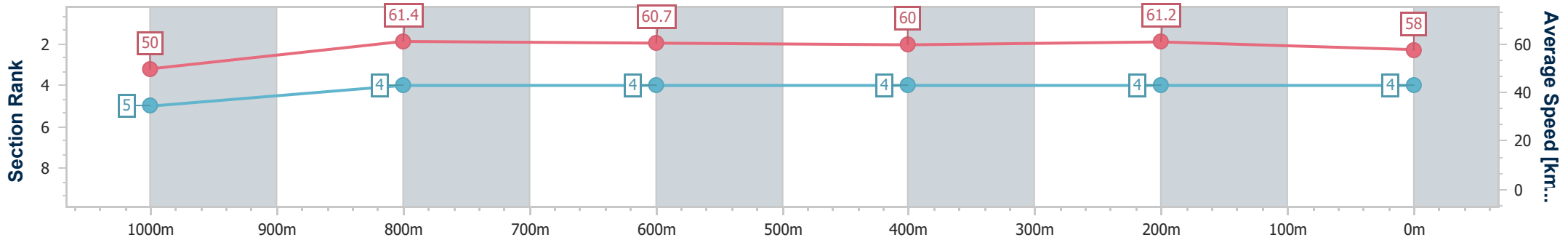
Race 2: COASTLINE TRUSSES Class 3 Plate - 1200m



01 December 2024 - 13:25

Track Rating: Heavy 10, Weather: Overcast, Rail Position: +5m Entire

Section	Overall	1000m	800m	600m	400m	200m
Section Times	1:14.42 [4] (0:14.40)	1:00.02 [5] (0:11.80)	0:48.22 [4] (0:11.99)	0:36.23 [4] (0:12.06)	0:24.17 [4] (0:11.76)	0:12.41 [4] (0:12.41)
Average Speed [km/h]	50.0	61.4	60.7	60.0	61.2	58.0
Top Speed [km/h]	62.6	62.3	61.8	61.2	61.9	60.8
Avg. Dist. to Rail [m]	4.1	2.8	1.9	1.1	4.2	5.6
Avg. Stride Freq. [Hz]	2.3	2.4	2.4	2.4	2.5	2.4
Avg. Stride Length [m]	6.0	7.0	7.0	6.8	6.8	6.6



- [ ] Ranking at each section and finish
- .-.- No data available at this section
- NA No data available



Horse/Jockey Name	Emerald's Son
Final Rank	5
Fastest Section Time (Section)	0:11.85 (1000m)
Top Speed [km/h] (Section)	62.4 (1000m)
Race State	Finished



Sunshine Coast QLD Professional

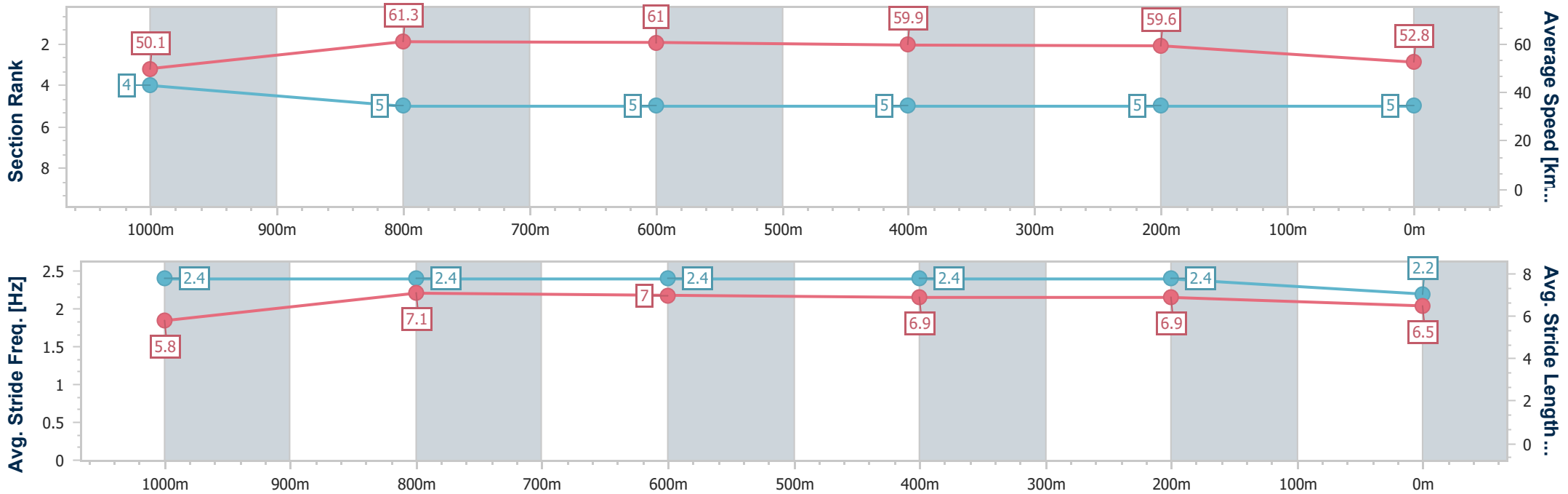
Race 2: COASTLINE TRUSSES Class 3 Plate - 1200m



01 December 2024 - 13:25

Track Rating: Heavy 10, Weather: Overcast, Rail Position: +5m Entire

Section	Overall	1000m	800m	600m	400m	200m
Section Times	1:16.06 [5] (0:14.39)	1:01.67 [4] (0:11.85)	0:49.82 [5] (0:11.98)	0:37.84 [5] (0:12.13)	0:25.71 [5] (0:12.13)	0:13.58 [5] (0:13.58)
Average Speed [km/h]	50.1	61.3	61.0	59.9	59.6	52.8
Top Speed [km/h]	60.8	62.4	62.2	61.3	61.5	56.6
Avg. Dist. to Rail [m]	4.0	3.1	2.5	1.9	6.8	8.1
Avg. Stride Freq. [Hz]	2.4	2.4	2.4	2.4	2.4	2.2
Avg. Stride Length [m]	5.8	7.1	7.0	6.9	6.9	6.5



- [ ] Ranking at each section and finish
- .-.- No data available at this section
- NA No data available