



Ladbrokes Cannon Park QLD Professional

Race 2: FNQ Vending Class 6 Plate - 1250m

03 December 2024 - 15:54



Track Rating: Soft 7, Weather: Fine, Rail Position: +1m 1050m-300m, True Remainder

Section		Overall	1000m	800m	600m	400m	200m	Last 600m					
Field Times		1:12.54 (0:16.64)	0:55.90 (0:10.58)	0:45.32 (0:11.18)	0:34.14 (0:11.32)	0:22.82 (0:11.26)	0:11.56 (0:11.56)	0:34.14					
Rank	TAB Horse/Jockey	Barrier	Top Speed [km/h]	Fastest Section	Margin							Distance Travelled [m]	
1	3 LIDDER VALLEY Lacey Morrison	6	69.1 400m	0:10.45 400m	1:12.54 [1] (0:16.91)	0:55.63 [4] (0:11.00)	0:44.63 [4] (0:11.23)	0:33.40 [4] (0:11.38)	0:22.01 [4] (0:10.45)	0:11.56 [1] (0:11.56)	1:12.54	0:33.39	
2	1 INDICTMENT Ryan Wiggins	3	66.6 400m	0:11.09 600m	1:13.33 [2] (0:17.21)	0:56.12 [5] (0:11.20)	0:44.91 [5] (0:11.38)	0:33.53 [5] (0:11.09)	0:22.44 [5] (0:11.11)	0:11.33 [3] (0:11.33)	4.66L	0:33.53	+2
3	2 SPIRIT MEISTER Scott Sheargold	5	67.7 1000m	0:10.73 1000m	1:13.98 [3] (0:16.69)	0:57.29 [3] (0:10.73)	0:46.56 [3] (0:11.10)	0:35.45 [3] (0:11.47)	0:23.98 [2] (0:11.81)	0:12.16 [2] (0:12.16)	8.49L	0:35.45	+0
4	5 ZI WIN Chelsea Jokic	4	67.7 1000m	0:10.68 1000m	1:14.98 [4] (0:16.65)	0:58.33 [2] (0:10.68)	0:47.65 [2] (0:11.00)	0:36.58 [1] (0:11.32)	0:25.26 [1] (0:12.60)	0:12.66 [4] (0:12.66)	14.39L	0:36.58	-3
5	6 GOLDEN CHARLES Pietro Romeo	2	67.7 1000m	0:10.58 1000m	1:15.31 [5] (0:16.64)	0:58.67 [1] (0:10.58)	0:48.09 [1] (0:11.30)	0:36.79 [2] (0:11.50)	0:25.29 [3] (0:12.42)	0:12.87 [5] (0:12.86)	16.3L	0:36.78	-8

Scratched: Scantoon (#4)

[] Ranking at each section and finish
 -:--:-- No data available at this section
 NA No data available

SCN Saddle cloth number
 DNF Did not finish
 DNT Did not track



Horse/Jockey Name	Lidder Valley
Final Rank	1
Fastest Section Time (Section)	0:10.45 (400m)
Top Speed [km/h] (Section)	69.1 (400m)
Race State	Finished



Ladbrokes Cannon Park QLD Professional

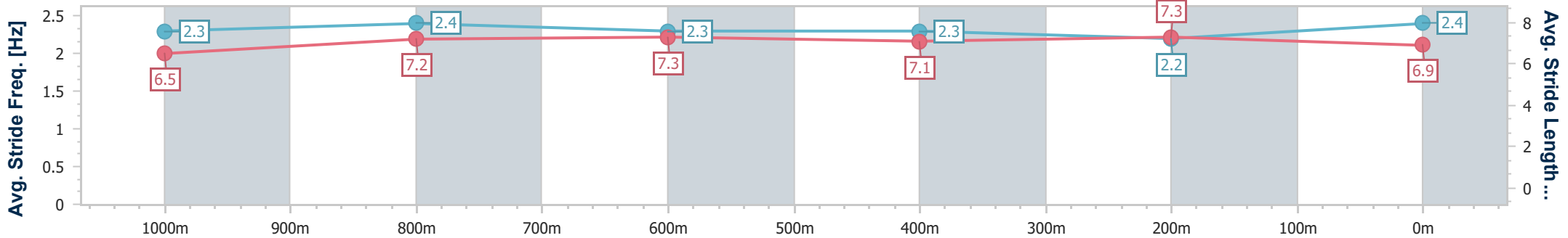
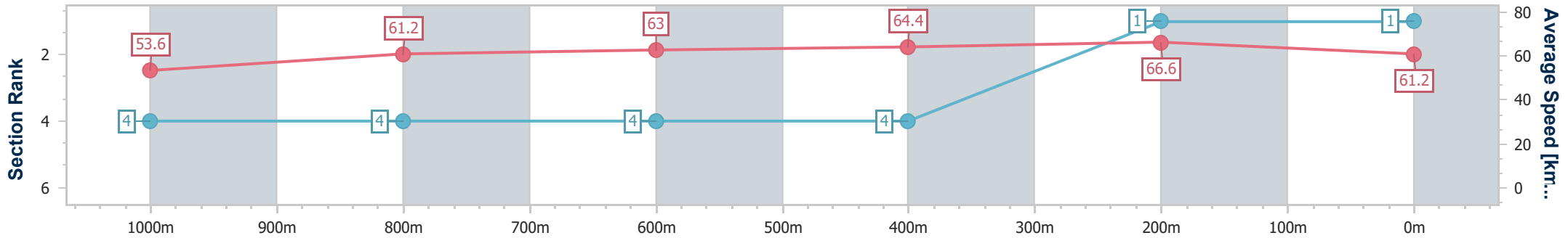
Race 2: FNQ Vending Class 6 Plate - 1250m

03 December 2024 - 15:54

Track Rating: Soft 7, Weather: Fine, Rail Position: +1m 1050m-300m, True Remainder



Section	Overall	1000m	800m	600m	400m	200m
Section Times	1:12.54 [1] (0:16.91)	0:55.63 [4] (0:11.00)	0:44.63 [4] (0:11.23)	0:33.40 [4] (0:11.38)	0:22.01 [4] (0:10.45)	0:11.56 [1] (0:11.56)
Average Speed [km/h]	53.6	61.2	63.0	64.4	66.6	61.2
Top Speed [km/h]	67.3	63.4	65.5	66.6	69.1	63.4
Avg. Dist. to Rail [m]	4.6	3.5	3.7	4.8	6.4	6.8
Avg. Stride Freq. [Hz]	2.3	2.4	2.3	2.3	2.2	2.4
Avg. Stride Length [m]	6.5	7.2	7.3	7.1	7.3	6.9



- [] Ranking at each section and finish
- .-.- No data available at this section
- NA No data available



Horse/Jockey Name	Indictment
Final Rank	2
Fastest Section Time (Section)	0:11.09 (600m)
Top Speed [km/h] (Section)	66.6 (400m)
Race State	Finished



Ladbrokes Cannon Park QLD Professional

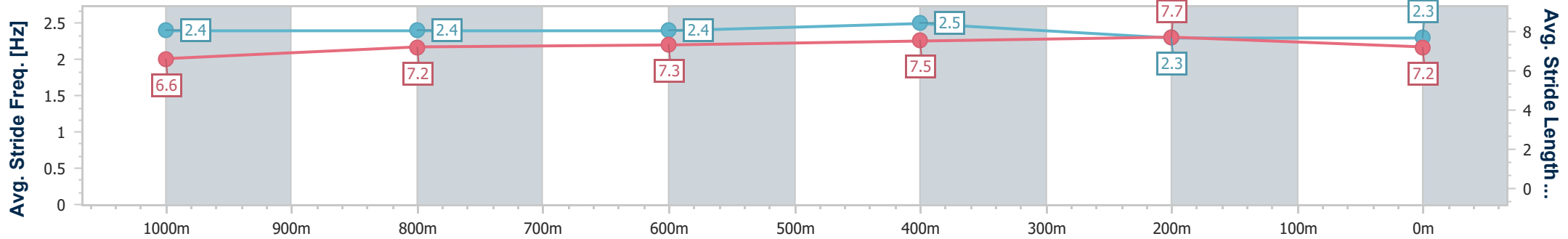
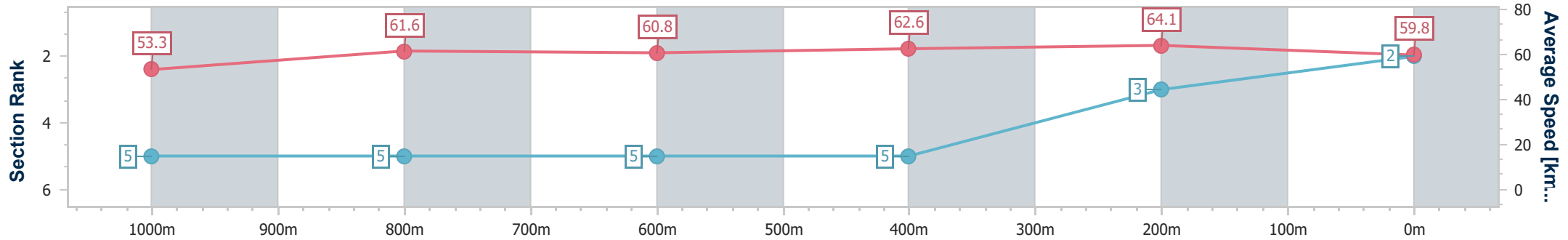
Race 2: FNQ Vending Class 6 Plate - 1250m

03 December 2024 - 15:54

Track Rating: Soft 7, Weather: Fine, Rail Position: +1m 1050m-300m, True Remainder



Section	Overall	1000m	800m	600m	400m	200m
Section Times	1:13.33 [2] (0:17.21)	0:56.12 [5] (0:11.20)	0:44.91 [5] (0:11.38)	0:33.53 [5] (0:11.09)	0:22.44 [5] (0:11.11)	0:11.33 [3] (0:11.33)
Average Speed [km/h]	53.3	61.6	60.8	62.6	64.1	59.8
Top Speed [km/h]	64.8	63.0	63.4	65.5	66.6	63.7
Avg. Dist. to Rail [m]	2.6	2.0	1.8	2.6	7.1	8.3
Avg. Stride Freq. [Hz]	2.4	2.4	2.4	2.5	2.3	2.3
Avg. Stride Length [m]	6.6	7.2	7.3	7.5	7.7	7.2



- [] Ranking at each section and finish
- .-.- No data available at this section
- NA No data available



Horse/Jockey Name	Spirit Meister
Final Rank	3
Fastest Section Time (Section)	0:10.73 (1000m)
Top Speed [km/h] (Section)	67.7 (1000m)
Race State	Finished



Ladbrokes Cannon Park QLD Professional

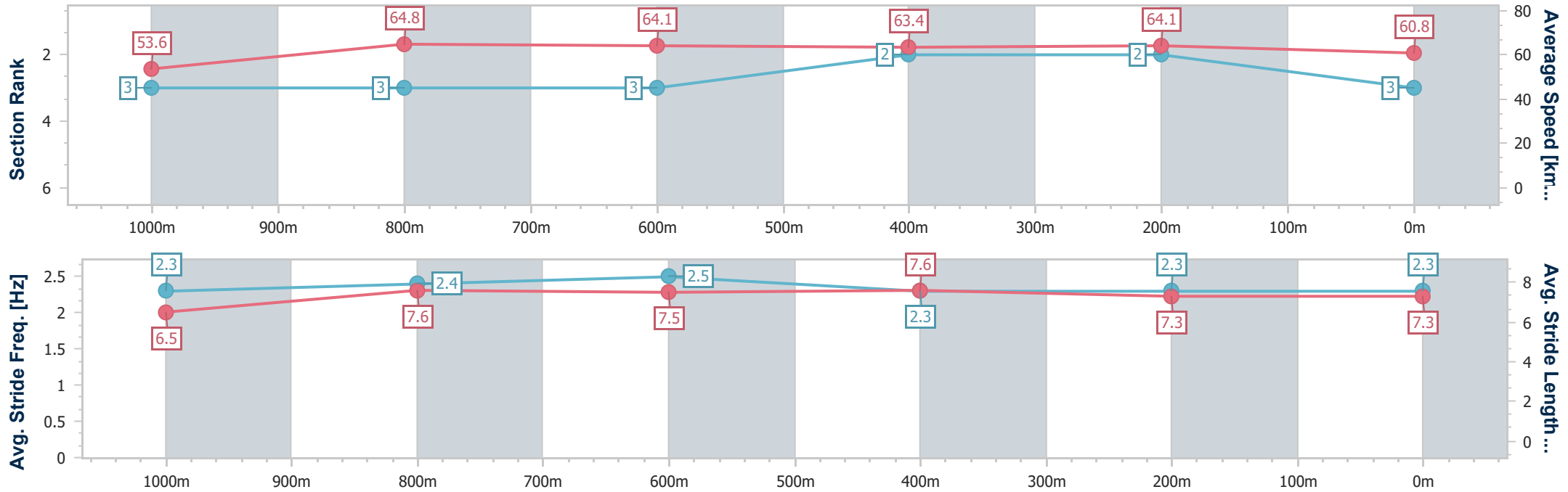
Race 2: FNQ Vending Class 6 Plate - 1250m

03 December 2024 - 15:54

Track Rating: Soft 7, Weather: Fine, Rail Position: +1m 1050m-300m, True Remainder



Section	Overall	1000m	800m	600m	400m	200m
Section Times	1:13.98 [3] (0:16.69)	0:57.29 [3] (0:10.73)	0:46.56 [3] (0:11.10)	0:35.45 [3] (0:11.47)	0:23.98 [2] (0:11.81)	0:12.16 [2] (0:12.16)
Average Speed [km/h]	53.6	64.8	64.1	63.4	64.1	60.8
Top Speed [km/h]	66.6	67.7	66.2	64.4	66.2	62.6
Avg. Dist. to Rail [m]	3.0	3.7	4.0	4.3	6.2	3.0
Avg. Stride Freq. [Hz]	2.3	2.4	2.5	2.3	2.3	2.3
Avg. Stride Length [m]	6.5	7.6	7.5	7.6	7.3	7.3



- [] Ranking at each section and finish
- :-:- No data available at this section
- NA No data available



Horse/Jockey Name	Zi Win
Final Rank	4
Fastest Section Time (Section)	0:10.68 (1000m)
Top Speed [km/h] (Section)	67.7 (1000m)
Race State	Finished



Ladbrokes Cannon Park QLD Professional

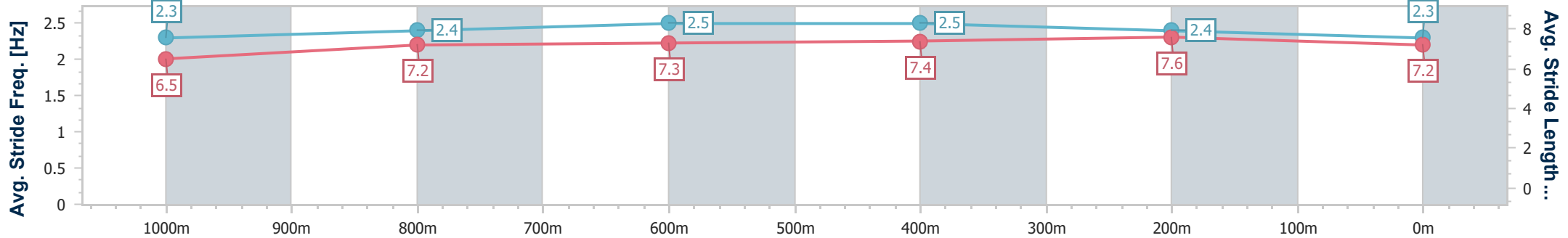
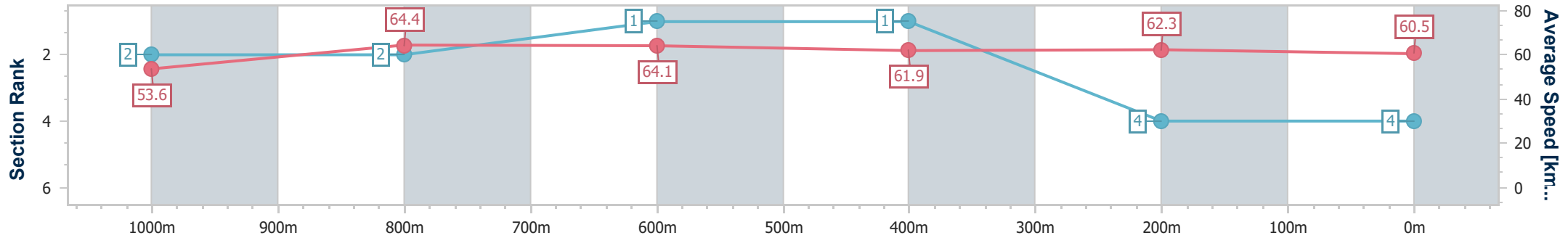
Race 2: FNQ Vending Class 6 Plate - 1250m

03 December 2024 - 15:54

Track Rating: Soft 7, Weather: Fine, Rail Position: +1m 1050m-300m, True Remainder



Section	Overall	1000m	800m	600m	400m	200m
Section Times	1:14.98 [4] (0:16.65)	0:58.33 [2] (0:10.68)	0:47.65 [2] (0:11.00)	0:36.58 [1] (0:11.32)	0:25.26 [1] (0:12.60)	0:12.66 [4] (0:12.66)
Average Speed [km/h]	53.6	64.4	64.1	61.9	62.3	60.5
Top Speed [km/h]	65.2	67.7	67.0	63.7	63.0	62.3
Avg. Dist. to Rail [m]	2.8	2.3	2.4	2.2	3.0	3.2
Avg. Stride Freq. [Hz]	2.3	2.4	2.5	2.5	2.4	2.3
Avg. Stride Length [m]	6.5	7.2	7.3	7.4	7.6	7.2



- [] Ranking at each section and finish
- :-:- No data available at this section
- NA No data available



Horse/Jockey Name	Golden Charles
Final Rank	5
Fastest Section Time (Section)	0:10.58 (1000m)
Top Speed [km/h] (Section)	67.7 (1000m)
Race State	Finished



Ladbrokes Cannon Park QLD Professional

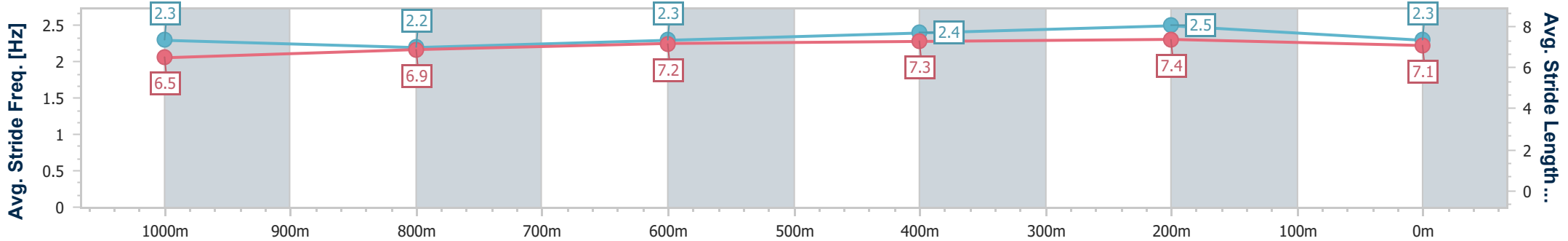
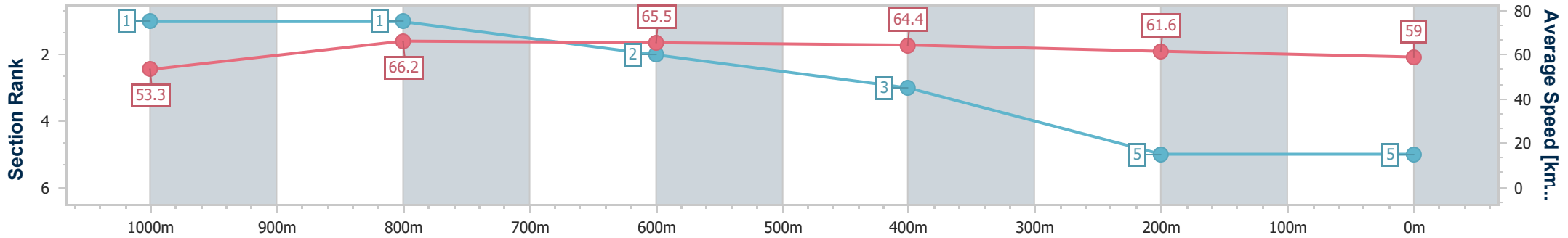
Race 2: FNQ Vending Class 6 Plate - 1250m

03 December 2024 - 15:54

Track Rating: Soft 7, Weather: Fine, Rail Position: +1m 1050m-300m, True Remainder



Section	Overall	1000m	800m	600m	400m	200m
Section Times	1:15.31 [5] (0:16.64)	0:58.67 [1] (0:10.58)	0:48.09 [1] (0:11.30)	0:36.79 [2] (0:11.50)	0:25.29 [3] (0:12.42)	0:12.87 [5] (0:12.86)
Average Speed [km/h]	53.3	66.2	65.5	64.4	61.6	59.0
Top Speed [km/h]	67.0	67.7	67.0	65.9	63.4	61.6
Avg. Dist. to Rail [m]	1.1	0.8	0.9	1.2	2.4	2.7
Avg. Stride Freq. [Hz]	2.3	2.2	2.3	2.4	2.5	2.3
Avg. Stride Length [m]	6.5	6.9	7.2	7.3	7.4	7.1



- [] Ranking at each section and finish
- .-.- No data available at this section
- NA No data available