

Track Rating: Soft 5, Weather: Fine, Rail Position: +6m Entire

Section												Last 600m					
Field Times												0:34.50					
	Overall	1200m	1000m	800m	600m	400m											
	1:21.05 (0:11.54)	1:09.51 (0:11.32)	0:58.19 (0:11.65)	0:46.54 (0:12.04)	0:34.50 (0:11.90)	0:22.60 (0:11.20)											
Rank	TAB	Horse/Jockey	Barrier	Top Speed [km/h]	Fastest Section												Distance Travelled [m]
1	5	SUNLORD Ryan Maloney	9	65.8 400m	0:11.14 400m	1:21.05 [1] (0:12.01)	1:09.04 [6] (0:11.58)	0:57.46 [7] (0:11.76)	0:45.70 [7] (0:11.82)	0:33.88 [7] (0:11.53)	0:22.35 [3] (0:11.14)	0:33.88					
2	2	FLYWHEEL Kyle Wilson-Taylor	6	66.1 1200m	0:11.20 1200m	1:21.18 [2] (0:11.66)	1:09.52 [2] (0:11.20)	0:58.32 [1] (0:11.65)	0:46.67 [1] (0:12.04)	0:34.63 [1] (0:11.90)	0:22.73 [1] (0:11.20)	0:34.63 -3					
3	11	STAR ACT Jace McMurray	7	65.1 400m	0:11.15 400m	1:21.18 [3] (0:12.16)	1:09.02 [7] (0:11.42)	0:57.60 [6] (0:11.54)	0:46.06 [6] (0:11.87)	0:34.19 [5] (0:11.74)	0:22.45 [5] (0:11.15)	0:34.19 -3					
4	3	STARLIGHT NATION James Orman	4	65.6 1000m	0:11.17 400m	1:21.18 [4] (0:11.72)	1:09.46 [4] (0:11.44)	0:58.02 [3] (0:11.50)	0:46.52 [2] (0:12.11)	0:34.41 [2] (0:11.91)	0:22.50 [2] (0:11.17)	0:34.41 +1					
5	1	CRYPTIC PRISM Cody Collis	2	63.7 1200m	0:11.35 400m	1:21.95 [5] (0:11.69)	1:10.26 [3] (0:11.49)	0:58.77 [4] (0:11.58)	0:47.19 [3] (0:12.02)	0:35.17 [3] (0:11.92)	0:23.25 [4] (0:11.35)	0:35.17 -4					
6	8	BLACK 'N' DEADLY Todd Banks	5	63.1 1000m	0:11.49 1200m	1:22.68 [6] (0:11.94)	1:10.74 [5] (0:11.49)	0:59.25 [5] (0:11.67)	0:47.58 [5] (0:12.02)	0:35.56 [6] (0:11.79)	0:23.77 [7] (0:11.82)	0:35.56 +2					
7	6	WANDILLA Georgina Cartwright	8	63.0 1000m	0:11.51 1000m	1:22.86 [7] (0:12.26)	1:10.60 [8] (0:11.71)	0:58.89 [8] (0:11.51)	0:47.38 [8] (0:11.83)	0:35.55 [8] (0:11.76)	0:23.79 [8] (0:11.71)	0:35.55 -5					
8	12	TWOPOINTFOUR Samantha Collett	3	64.3 1200m	0:11.51 1200m	1:23.28 [8] (0:11.54)	1:11.74 [1] (0:11.51)	1:00.23 [2] (0:11.76)	0:48.47 [4] (0:12.08)	0:36.39 [4] (0:11.93)	0:24.46 [6] (0:11.98)	0:36.39 +2					

Scratched: Substance (#4), Frijoles (#9), Rockrata (#7), Kirragirl (#10)



Ipswich QLD Professional

Race 4: BARRIER REEF POOLS Class 1 Plate - 1350m

04 December 2024 - 14:50



Track Rating: Soft 5, Weather: Fine, Rail Position: +6m Entire

Section							200m			Last 600m
Field Times							0:11.40			0:34.50
Rank	TAB	Horse/Jockey	Barrier	Top Speed [km/h]	Fastest Section	Margin				Distance Travelled [m]
1	5	SUNLORD Ryan Maloney	9	65.8 400m	0:11.14 400m	0:11.21 [2] (0:11.21)	1:21.05			0:33.88
2	2	FLYWHEEL Kyle Wilson-Taylor	6	66.1 1200m	0:11.20 1200m	0:11.53 [1] (0:11.53)	0.76L			0:34.63 -3
3	11	STAR ACT Jace McMurray	7	65.1 400m	0:11.15 400m	0:11.30 [4] (0:11.30)	0.8L			0:34.19 -3
4	3	STARLIGHT NATION James Orman	4	65.6 1000m	0:11.17 400m	0:11.33 [3] (0:11.33)	0.8L			0:34.41 +1
5	1	CRYPTIC PRISM Cody Collis	2	63.7 1200m	0:11.35 400m	0:11.90 [5] (0:11.90)	5.34L			0:35.17 -4
6	8	BLACK 'N' DEADLY Todd Banks	5	63.1 1000m	0:11.49 1200m	0:11.95 [6] (0:11.95)	9.62L			0:35.56 +2
7	6	WANDILLA Georgina Cartwright	8	63.0 1000m	0:11.51 1000m	0:12.08 [7] (0:12.08)	10.67L			0:35.55 -5
8	12	TWOPOINTFOUR Samantha Collett	3	64.3 1200m	0:11.51 1200m	0:12.48 [8] (0:12.48)	13.16L			0:36.39 +2

Scratched: Substance (#4), Frijoles (#9), Rockrata (#7), Kirragirl (#10)

[] Ranking at each section and finish
 -:-:- No data available at this section
 NA No data available

SCN Saddle cloth number
 DNF Did not finish
 DNT Did not track



Horse/Jockey Name	Sunlord
Final Rank	1
Fastest Section Time (Section)	0:11.14 (400m)
Top Speed [km/h] (Section)	65.8 (400m)
Race State	Finished



Ipswich QLD Professional

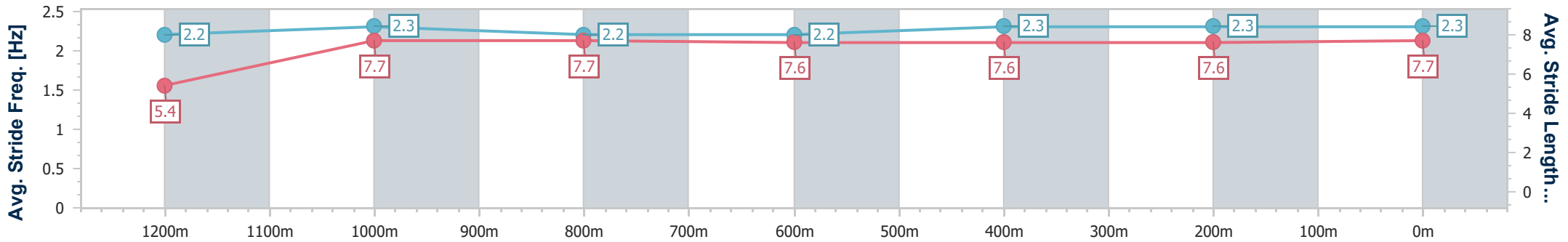
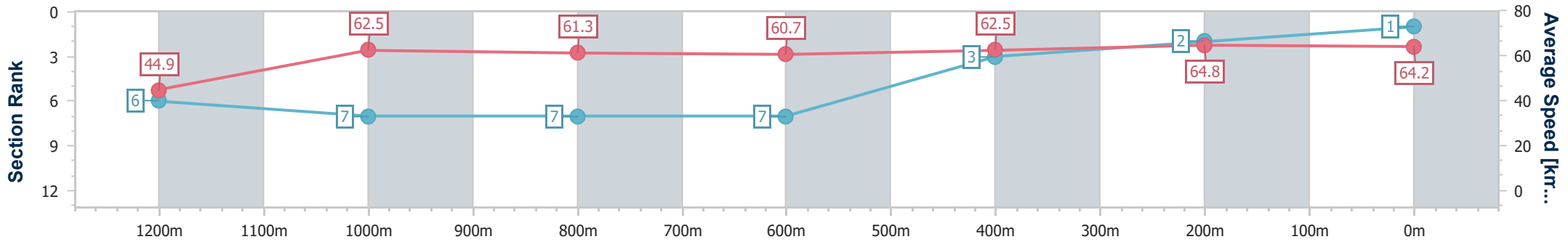
Race 4: BARRIER REEF POOLS Class 1 Plate - 1350m

04 December 2024 - 14:50



Track Rating: Soft 5, Weather: Fine, Rail Position: +6m Entire

Section	Overall	1200m	1000m	800m	600m	400m	200m
Section Times	1:21.05 [1] (0:12.01)	1:09.04 [6] (0:11.58)	0:57.46 [7] (0:11.76)	0:45.70 [7] (0:11.82)	0:33.88 [7] (0:11.53)	0:22.35 [3] (0:11.14)	0:11.21 [2] (0:11.21)
Average Speed [km/h]	44.9	62.5	61.3	60.7	62.5	64.8	64.2
Top Speed [km/h]	61.5	63.2	62.2	61.6	63.9	65.8	65.5
Avg. Dist. to Rail [m]	6.4	2.6	0.8	0.6	0.4	0.4	0.8
Avg. Stride Freq. [Hz]	2.2	2.3	2.2	2.2	2.3	2.3	2.3
Avg. Stride Length [m]	5.4	7.7	7.7	7.6	7.6	7.6	7.7



- [] Ranking at each section and finish
- .-.- No data available at this section
- NA No data available



Horse/Jockey Name	Flywheel
Final Rank	2
Fastest Section Time (Section)	0:11.20 (1200m)
Top Speed [km/h] (Section)	66.1 (1200m)
Race State	Finished



Ipswich QLD Professional

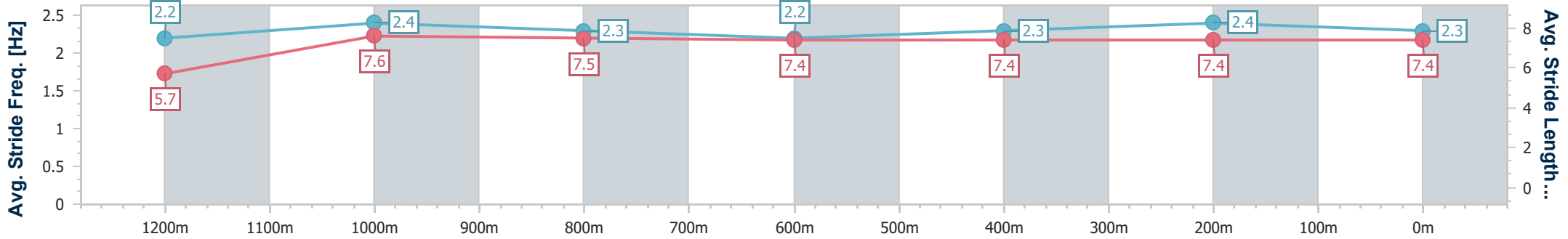
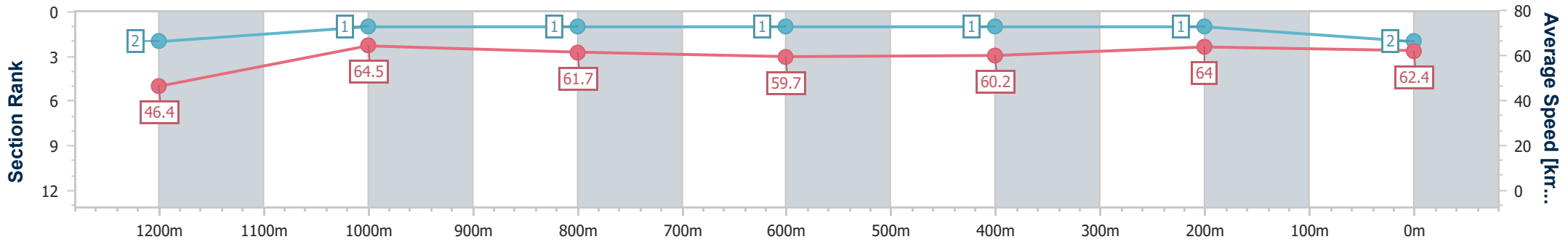
Race 4: BARRIER REEF POOLS Class 1 Plate - 1350m

04 December 2024 - 14:50



Track Rating: Soft 5, Weather: Fine, Rail Position: +6m Entire

Section	Overall	1200m	1000m	800m	600m	400m	200m
Section Times	1:21.18 [2] (0:11.66)	1:09.52 [2] (0:11.20)	0:58.32 [1] (0:11.65)	0:46.67 [1] (0:12.04)	0:34.63 [1] (0:11.90)	0:22.73 [1] (0:11.20)	0:11.53 [1] (0:11.53)
Average Speed [km/h]	46.4	64.5	61.7	59.7	60.2	64.0	62.4
Top Speed [km/h]	63.7	66.1	62.6	61.3	62.7	64.8	64.1
Avg. Dist. to Rail [m]	4.3	3.5	0.3	0.8	1.0	0.7	1.1
Avg. Stride Freq. [Hz]	2.2	2.4	2.3	2.2	2.3	2.4	2.3
Avg. Stride Length [m]	5.7	7.6	7.5	7.4	7.4	7.4	7.4



- [] Ranking at each section and finish
- .-.- No data available at this section
- NA No data available



Horse/Jockey Name	Star Act
Final Rank	3
Fastest Section Time (Section)	0:11.15 (400m)
Top Speed [km/h] (Section)	65.1 (400m)
Race State	Finished



Ipswich QLD Professional

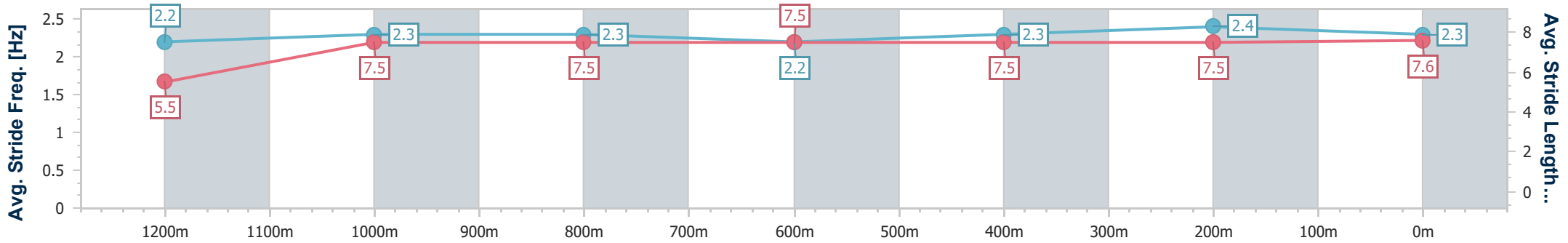
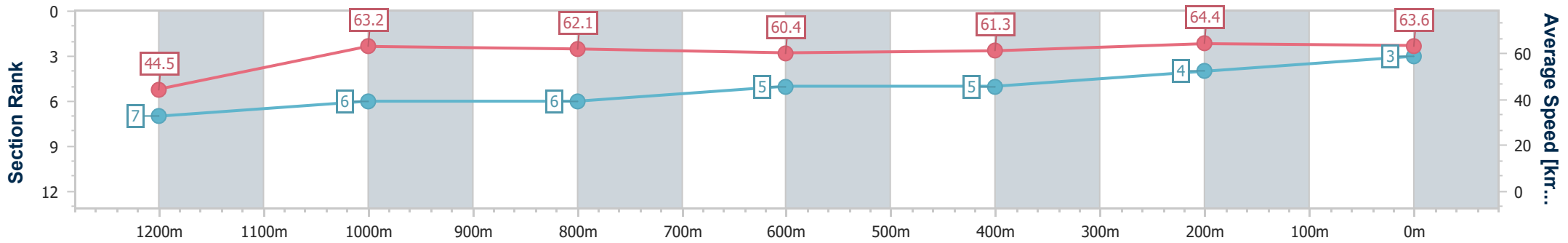
Race 4: BARRIER REEF POOLS Class 1 Plate - 1350m

04 December 2024 - 14:50



Track Rating: Soft 5, Weather: Fine, Rail Position: +6m Entire

Section	Overall	1200m	1000m	800m	600m	400m	200m
Section Times	1:21.18 [3] (0:12.16)	1:09.02 [7] (0:11.42)	0:57.60 [6] (0:11.54)	0:46.06 [6] (0:11.87)	0:34.19 [5] (0:11.74)	0:22.45 [5] (0:11.15)	0:11.30 [4] (0:11.30)
Average Speed [km/h]	44.5	63.2	62.1	60.4	61.3	64.4	63.6
Top Speed [km/h]	61.8	64.4	63.3	62.0	63.6	65.1	64.4
Avg. Dist. to Rail [m]	3.5	0.5	0.7	1.5	0.3	0.3	1.3
Avg. Stride Freq. [Hz]	2.2	2.3	2.3	2.2	2.3	2.4	2.3
Avg. Stride Length [m]	5.5	7.5	7.5	7.5	7.5	7.5	7.6



- [] Ranking at each section and finish
- .-.- No data available at this section
- NA No data available



Horse/Jockey Name	Starlight Nation
Final Rank	4
Fastest Section Time (Section)	0:11.17 (400m)
Top Speed [km/h] (Section)	65.6 (1000m)
Race State	Finished



Ipswich QLD Professional

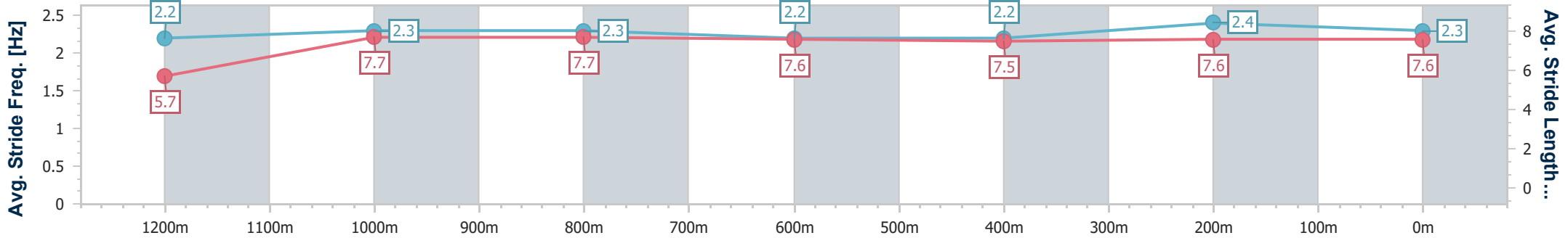
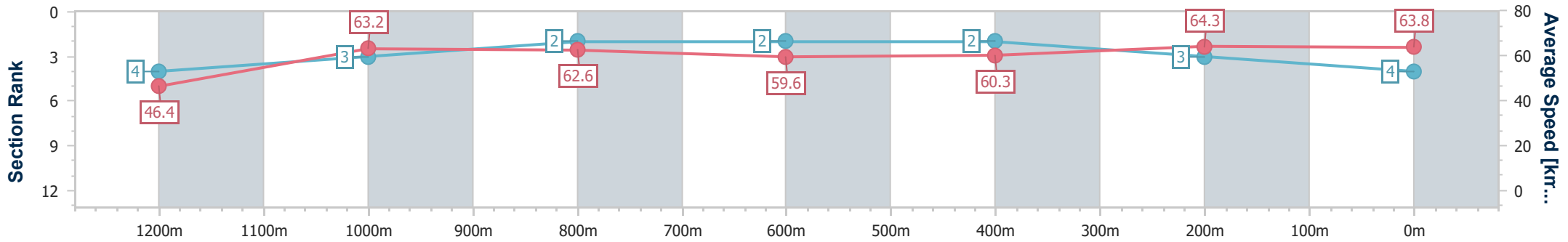
Race 4: BARRIER REEF POOLS Class 1 Plate - 1350m

04 December 2024 - 14:50



Track Rating: Soft 5, Weather: Fine, Rail Position: +6m Entire

Section	Overall	1200m	1000m	800m	600m	400m	200m
Section Times	1:21.18 [4] (0:11.72)	1:09.46 [4] (0:11.44)	0:58.02 [3] (0:11.50)	0:46.52 [2] (0:12.11)	0:34.41 [2] (0:11.91)	0:22.50 [2] (0:11.17)	0:11.33 [3] (0:11.33)
Average Speed [km/h]	46.4	63.2	62.6	59.6	60.3	64.3	63.8
Top Speed [km/h]	63.2	65.4	65.6	61.1	63.6	65.1	65.2
Avg. Dist. to Rail [m]	2.3	2.6	1.3	0.2	0.3	0.7	1.5
Avg. Stride Freq. [Hz]	2.2	2.3	2.3	2.2	2.2	2.4	2.3
Avg. Stride Length [m]	5.7	7.7	7.7	7.6	7.5	7.6	7.6



- [] Ranking at each section and finish
- .-.- No data available at this section
- NA No data available



Horse/Jockey Name	Cryptic Prism
Final Rank	5
Fastest Section Time (Section)	0:11.35 (400m)
Top Speed [km/h] (Section)	63.7 (1200m)
Race State	Finished



Ipswich QLD Professional

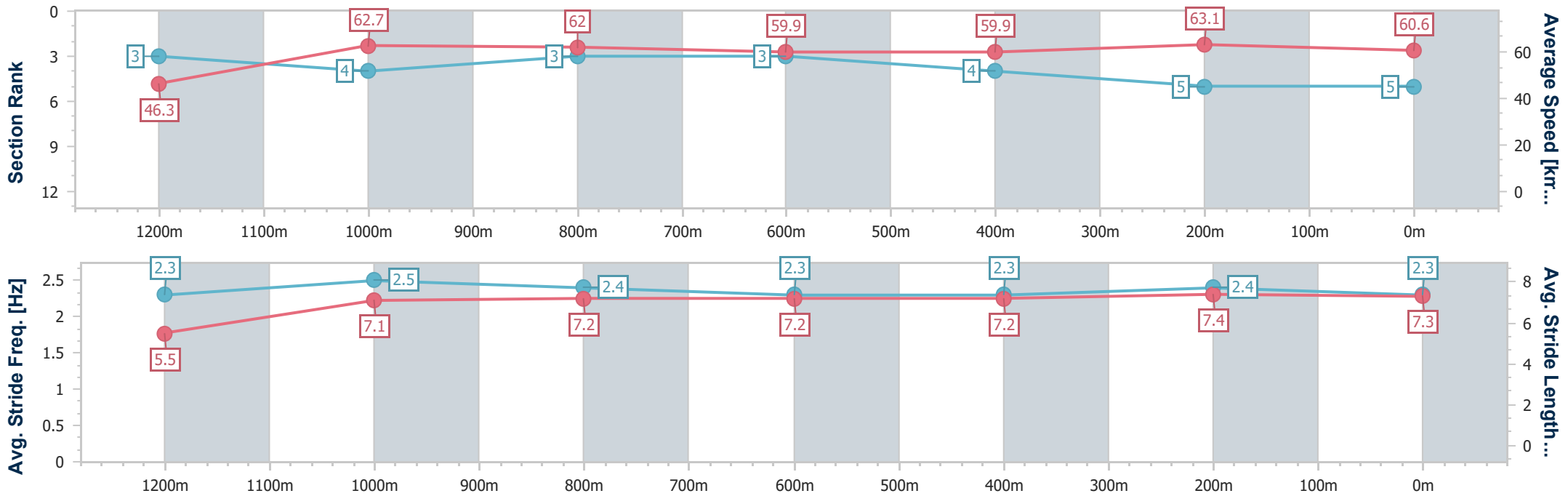
Race 4: BARRIER REEF POOLS Class 1 Plate - 1350m

04 December 2024 - 14:50



Track Rating: Soft 5, Weather: Fine, Rail Position: +6m Entire

Section	Overall	1200m	1000m	800m	600m	400m	200m
Section Times	1:21.95 [5] (0:11.69)	1:10.26 [3] (0:11.49)	0:58.77 [4] (0:11.58)	0:47.19 [3] (0:12.02)	0:35.17 [3] (0:11.92)	0:23.25 [4] (0:11.35)	0:11.90 [5] (0:11.90)
Average Speed [km/h]	46.3	62.7	62.0	59.9	59.9	63.1	60.6
Top Speed [km/h]	61.7	63.7	63.0	61.0	62.6	63.6	62.5
Avg. Dist. to Rail [m]	0.9	0.6	0.2	0.8	1.1	1.4	0.9
Avg. Stride Freq. [Hz]	2.3	2.5	2.4	2.3	2.3	2.4	2.3
Avg. Stride Length [m]	5.5	7.1	7.2	7.2	7.2	7.4	7.3



- [] Ranking at each section and finish
- .-.- No data available at this section
- NA No data available



Horse/Jockey Name	Black 'N' Deadly
Final Rank	6
Fastest Section Time (Section)	0:11.49 (1200m)
Top Speed [km/h] (Section)	63.1 (1000m)
Race State	Finished



Ipswich QLD Professional

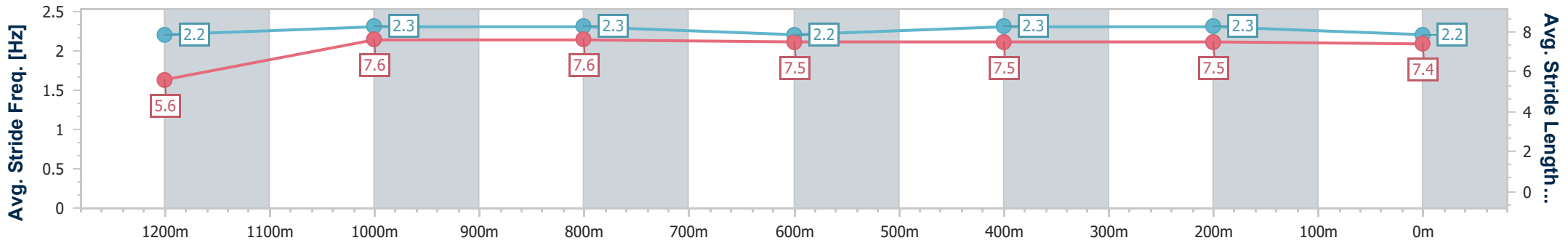
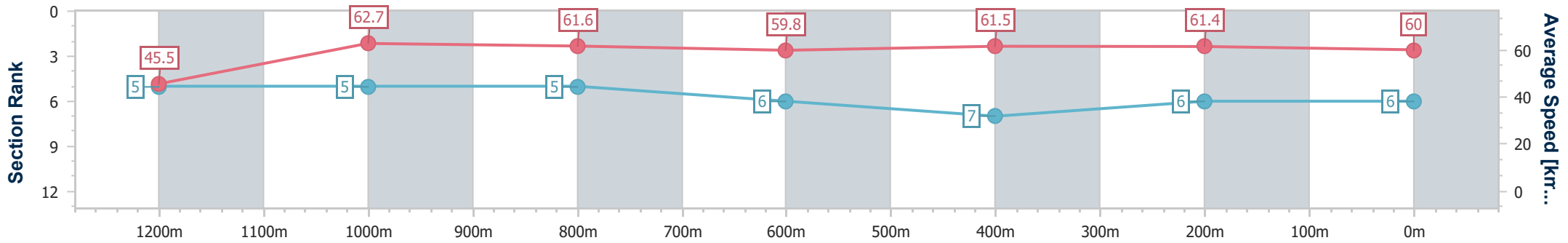
Race 4: BARRIER REEF POOLS Class 1 Plate - 1350m

04 December 2024 - 14:50



Track Rating: Soft 5, Weather: Fine, Rail Position: +6m Entire

Section	Overall	1200m	1000m	800m	600m	400m	200m
Section Times	1:22.68 [6] (0:11.94)	1:10.74 [5] (0:11.49)	0:59.25 [5] (0:11.67)	0:47.58 [5] (0:12.02)	0:35.56 [6] (0:11.79)	0:23.77 [7] (0:11.82)	0:11.95 [6] (0:11.95)
Average Speed [km/h]	45.5	62.7	61.6	59.8	61.5	61.4	60.0
Top Speed [km/h]	61.3	63.0	63.1	62.1	62.2	62.2	61.7
Avg. Dist. to Rail [m]	3.7	1.5	0.3	0.3	1.4	1.9	2.8
Avg. Stride Freq. [Hz]	2.2	2.3	2.3	2.2	2.3	2.3	2.2
Avg. Stride Length [m]	5.6	7.6	7.6	7.5	7.5	7.5	7.4



- [] Ranking at each section and finish
- .-.- No data available at this section
- NA No data available



Horse/Jockey Name	Wandilla
Final Rank	7
Fastest Section Time (Section)	0:11.51 (1000m)
Top Speed [km/h] (Section)	63.0 (1000m)
Race State	Finished



Ipswich QLD Professional

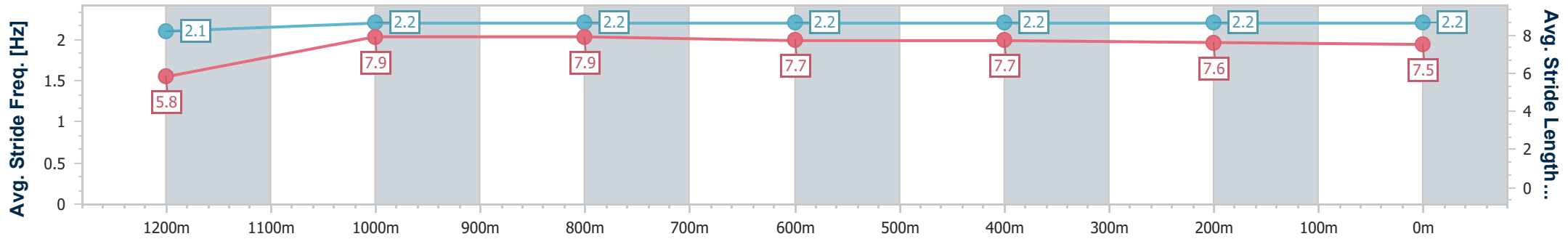
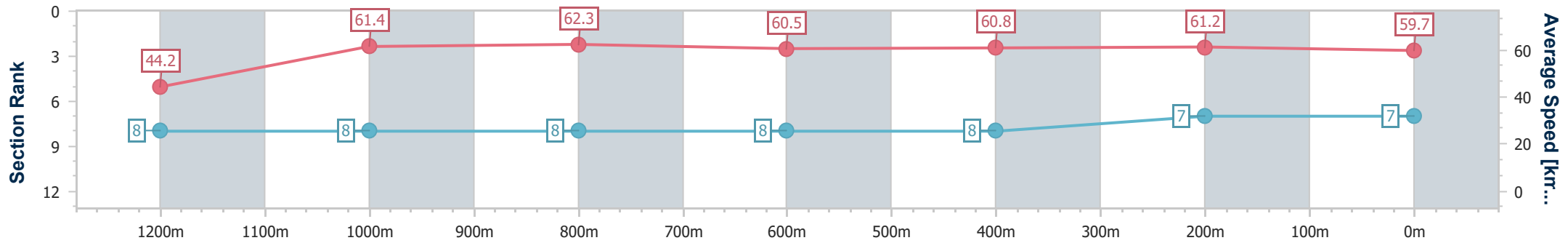
Race 4: BARRIER REEF POOLS Class 1 Plate - 1350m

04 December 2024 - 14:50



Track Rating: Soft 5, Weather: Fine, Rail Position: +6m Entire

Section	Overall	1200m	1000m	800m	600m	400m	200m
Section Times	1:22.86 [7] (0:12.26)	1:10.60 [8] (0:11.71)	0:58.89 [8] (0:11.51)	0:47.38 [8] (0:11.83)	0:35.55 [8] (0:11.76)	0:23.79 [8] (0:11.71)	0:12.08 [7] (0:12.08)
Average Speed [km/h]	44.2	61.4	62.3	60.5	60.8	61.2	59.7
Top Speed [km/h]	61.4	62.0	63.0	61.3	61.5	61.7	61.4
Avg. Dist. to Rail [m]	4.1	0.8	1.2	1.6	1.4	0.8	0.4
Avg. Stride Freq. [Hz]	2.1	2.2	2.2	2.2	2.2	2.2	2.2
Avg. Stride Length [m]	5.8	7.9	7.9	7.7	7.7	7.6	7.5



- [] Ranking at each section and finish
- .-.- No data available at this section
- NA No data available



Horse/Jockey Name	Twopointfour
Final Rank	8
Fastest Section Time (Section)	0:11.51 (1200m)
Top Speed [km/h] (Section)	64.3 (1200m)
Race State	Finished



Ipswich QLD Professional

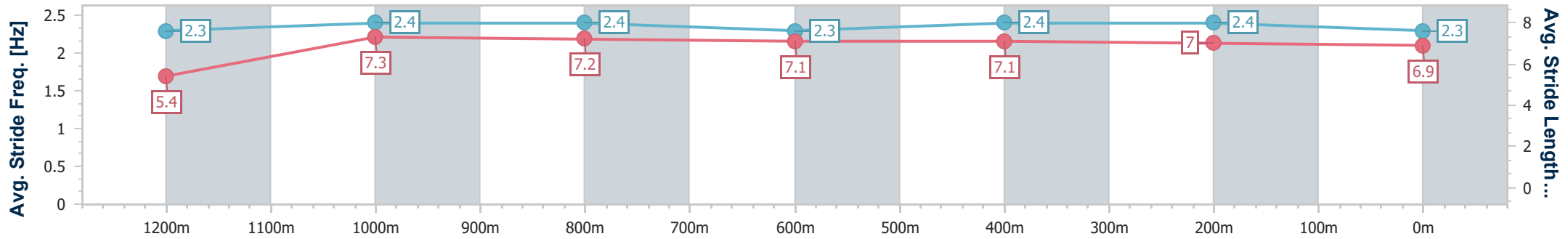
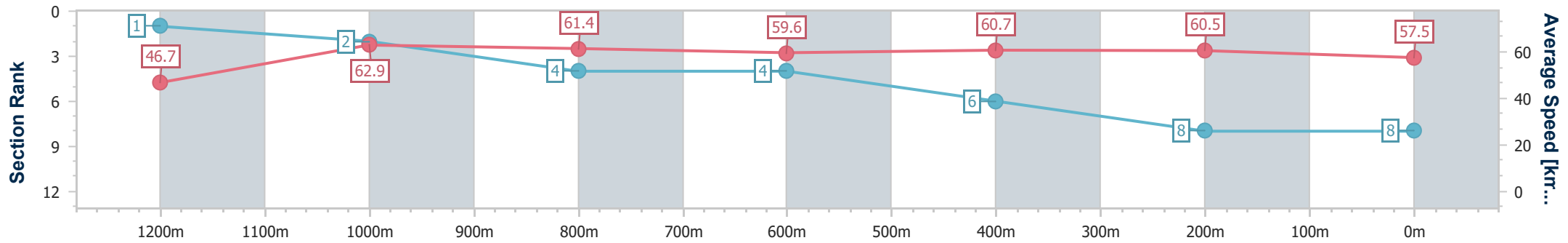
Race 4: BARRIER REEF POOLS Class 1 Plate - 1350m

04 December 2024 - 14:50



Track Rating: Soft 5, Weather: Fine, Rail Position: +6m Entire

Section	Overall	1200m	1000m	800m	600m	400m	200m
Section Times	1:23.28 [8] (0:11.54)	1:11.74 [1] (0:11.51)	1:00.23 [2] (0:11.76)	0:48.47 [4] (0:12.08)	0:36.39 [4] (0:11.93)	0:24.46 [6] (0:11.98)	0:12.48 [8] (0:12.48)
Average Speed [km/h]	46.7	62.9	61.4	59.6	60.7	60.5	57.5
Top Speed [km/h]	62.3	64.3	62.8	60.8	61.1	61.6	61.4
Avg. Dist. to Rail [m]	1.9	1.8	1.2	0.5	1.2	1.2	1.6
Avg. Stride Freq. [Hz]	2.3	2.4	2.4	2.3	2.4	2.4	2.3
Avg. Stride Length [m]	5.4	7.3	7.2	7.1	7.1	7.0	6.9



- [] Ranking at each section and finish
- .-.- No data available at this section
- NA No data available