



Ipswich QLD Professional
Race 8: IPSWICH EVENTS & ENTERTAINMENT CENTRE BENCHMARK
58 Handicap - 1200m
04 December 2024 - 17:10



Track Rating: Good 4, Weather: Fine, Rail Position: +6m Entire

Section												Last 600m		
Field Times		Overall	1000m	800m	600m	400m	200m						0:34.96	
		1:10.70 (0:13.78)	0:56.92 (0:10.74)	0:46.18 (0:11.22)	0:34.96 (0:11.68)	0:23.28 (0:11.69)	0:11.59 (0:11.59)							
Rank	TAB	Horse/Jockey	Barrier	Top Speed [km/h]	Fastest Section							Margin	Distance Travelled [m]	
1	10	HARD TO DISMISS Angela Jones	7	67.4 1000m	0:10.82 1000m	1:10.70 [1] (0:13.94)	0:56.76 [4] (0:10.82)	0:45.94 [4] (0:11.23)	0:34.71 [4] (0:11.65)	0:23.06 [4] (0:11.47)	0:11.59 [1] (0:11.59)	1:10.70	0:34.71	
2	3	BONJOUR RUPERT Andrew Mallyon	13	66.9 1000m	0:10.97 1000m	1:10.72 [2] (0:14.28)	0:56.44 [9] (0:10.97)	0:45.47 [9] (0:11.21)	0:34.26 [10] (0:11.50)	0:22.76 [10] (0:11.57)	0:11.19 [6] (0:11.19)	0.09L	0:34.26	+3
3	13	GRANDEUR ROSE Cejay Graham	12	68.6 1000m	0:10.71 1000m	1:11.19 [3] (0:13.91)	0:57.28 [3] (0:10.71)	0:46.57 [3] (0:11.28)	0:35.29 [3] (0:11.57)	0:23.72 [2] (0:11.80)	0:11.92 [3] (0:11.92)	2.84L	0:35.29	+1
4	11	PRETTY LITTLE LASS Jai Williams	3	68.4 Overall	0:10.79 1000m	1:11.19 [4] (0:14.26)	0:56.93 [8] (0:10.79)	0:46.14 [7] (0:11.13)	0:35.01 [6] (0:11.59)	0:23.42 [6] (0:11.68)	0:11.74 [4] (0:11.74)	2.85L	0:35.01	+1
5	12	ROCKRATA Samantha Collett	8	68.1 1000m	0:10.73 1000m	1:11.19 [5] (0:13.79)	0:57.40 [2] (0:10.73)	0:46.67 [1] (0:11.26)	0:35.41 [2] (0:11.64)	0:23.77 [1] (0:11.83)	0:11.94 [2] (0:11.94)	2.88L	0:35.41	-1
6	6	SMART ACTION Anthony Allen	6	67.3 Overall	0:11.03 1000m	1:11.23 [6] (0:14.43)	0:56.80 [10] (0:11.03)	0:45.77 [11] (0:11.09)	0:34.68 [11] (0:11.60)	0:23.08 [11] (0:11.62)	0:11.46 [11] (0:11.46)	3.13L	0:34.68	-1
7	1	ABLE SEAMAN James Orman	2	67.2 Overall	0:10.98 1000m	1:11.27 [7] (0:13.98)	0:57.29 [5] (0:10.98)	0:46.31 [6] (0:11.25)	0:35.06 [7] (0:11.74)	0:23.32 [9] (0:11.67)	0:11.65 [8] (0:11.65)	3.34L	0:35.06	+2
8	9	VOCALS Jace McMurray	1	67.2 1000m	0:10.80 1000m	1:11.29 [8] (0:14.03)	0:57.26 [6] (0:10.80)	0:46.46 [5] (0:11.23)	0:35.23 [5] (0:11.66)	0:23.57 [5] (0:11.75)	0:11.82 [5] (0:11.82)	3.44L	0:35.23	-2
9	5	RECANATI Nathan Fazackerley	11	67.4 1000m	0:10.88 1000m	1:11.46 [9] (0:14.25)	0:57.21 [7] (0:10.88)	0:46.33 [8] (0:11.13)	0:35.20 [8] (0:11.64)	0:23.56 [8] (0:11.73)	0:11.83 [9] (0:11.83)	4.45L	0:35.20	-3
10	8	YAMUMZA Hannah Richardson	14	68.4 1000m	0:10.76 1000m	1:11.55 [10] (0:14.50)	0:57.05 [12] (0:10.76)	0:46.29 [10] (0:11.19)	0:35.10 [9] (0:11.43)	0:23.67 [7] (0:11.70)	0:11.97 [7] (0:11.97)	4.98L	0:35.10	+6

Scratched: Itza Motza (#4)

[] Ranking at each section and finish
 -:-:- No data available at this section
 NA No data available

SCN Saddle cloth number
 DNF Did not finish
 DNT Did not track



Ipswich QLD Professional
Race 8: IPSWICH EVENTS & ENTERTAINMENT CENTRE BENCHMARK
58 Handicap - 1200m
04 December 2024 - 17:10



Track Rating: Good 4, Weather: Fine, Rail Position: +6m Entire

Section		Overall	1000m	800m	600m	400m	200m	Last 600m					
Field Times		1:10.70 (0:13.78)	0:56.92 (0:10.74)	0:46.18 (0:11.22)	0:34.96 (0:11.68)	0:23.28 (0:11.69)	0:11.59 (0:11.59)	0:34.96					
Rank	TAB Horse/Jockey	Barrier	Top Speed [km/h]	Fastest Section	Margin							Distance Travelled [m]	
11	2 IMEZAAKI Brandon Lerena	9	67.3 1000m	0:10.87 1000m	1:11.55 [11] (0:14.59)	0:56.96 [13] (0:10.87)	0:46.09 [12] (0:11.19)	0:34.90 [13] (0:11.60)	0:23.30 [12] (0:11.68)	0:11.62 [13] (0:11.62)	5.01L	0:34.90	+2
12	7 MIXED SPICE Martin Harley	4	65.5 800m	0:11.06 800m	1:11.64 [12] (0:14.49)	0:57.15 [11] (0:11.35)	0:45.80 [14] (0:11.06)	0:34.74 [14] (0:11.40)	0:23.34 [13] (0:11.47)	0:11.87 [10] (0:11.87)	5.54L	0:34.74	-1
13	14 MISS HELMUT Luke Miller	5	67.8 1000m	0:10.75 1000m	1:12.78 [13] (0:13.78)	0:59.00 [1] (0:10.75)	0:48.25 [2] (0:11.21)	0:37.04 [1] (0:11.80)	0:25.24 [3] (0:12.28)	0:12.96 [12] (0:12.96)	12.21L	0:37.04	-3
14	15 SHAMALIE Anna Bakos-Schrapel	10	67.4 Overall	0:10.90 1000m	1:14.62 [14] (0:14.61)	1:00.01 [14] (0:10.90)	0:49.11 [13] (0:11.06)	0:38.05 [12] (0:11.76)	0:26.29 [14] (0:12.68)	0:13.61 [14] (0:13.61)	23.02L	0:38.05	+7

Scratched: Itza Motza (#4)

[] Ranking at each section and finish
 -:-:-:- No data available at this section
 NA No data available

SCN Saddle cloth number
 DNF Did not finish
 DNT Did not track



Horse/Jockey Name	Hard To Dismiss
Final Rank	1
Fastest Section Time (Section)	0:10.82 (1000m)
Top Speed [km/h] (Section)	67.4 (1000m)
Race State	Finished



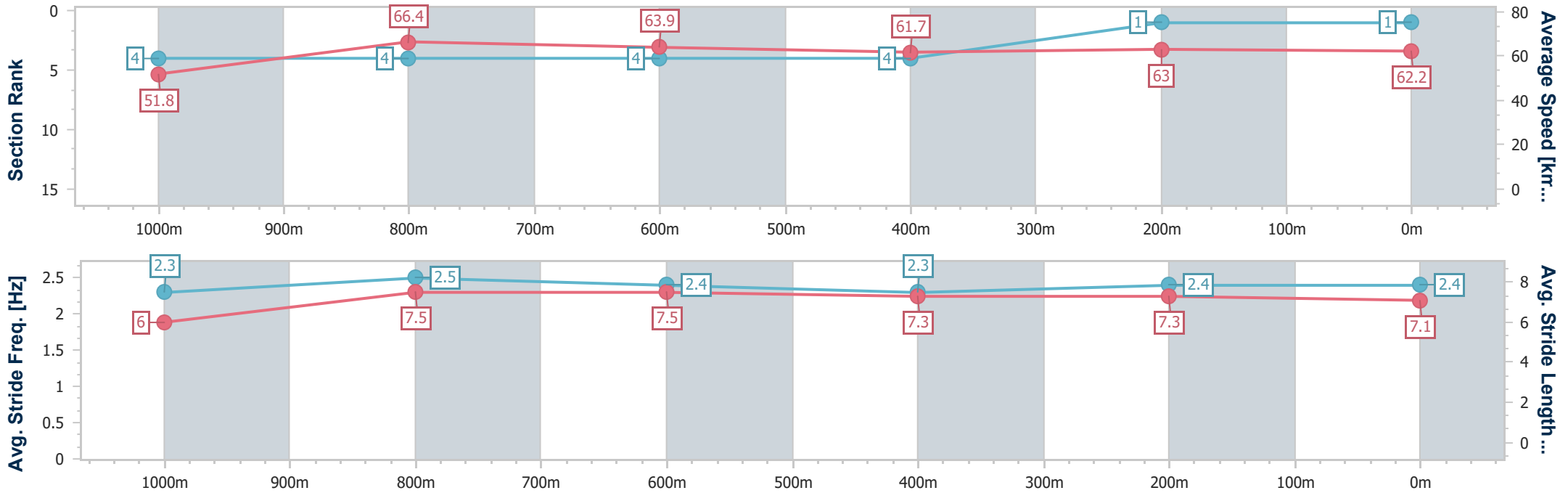
Ipswich QLD Professional
 Race 8: IPSWICH EVENTS & ENTERTAINMENT CENTRE
 BENCHMARK 58 Handicap - 1200m



04 December 2024 - 17:10

Track Rating: Good 4, Weather: Fine, Rail Position: +6m Entire

Section	Overall	1000m	800m	600m	400m	200m
Section Times	1:10.70 [1] (0:13.94)	0:56.76 [4] (0:10.82)	0:45.94 [4] (0:11.23)	0:34.71 [4] (0:11.65)	0:23.06 [4] (0:11.47)	0:11.59 [1] (0:11.59)
Average Speed [km/h]	51.8	66.4	63.9	61.7	63.0	62.2
Top Speed [km/h]	67.4	67.4	66.0	62.4	64.4	63.2
Avg. Dist. to Rail [m]	6.0	0.4	1.2	0.8	1.8	2.2
Avg. Stride Freq. [Hz]	2.3	2.5	2.4	2.3	2.4	2.4
Avg. Stride Length [m]	6.0	7.5	7.5	7.3	7.3	7.1



- [] Ranking at each section and finish
- .-.- No data available at this section
- NA No data available



Horse/Jockey Name	Bonjour Rupert
Final Rank	2
Fastest Section Time (Section)	0:10.97 (1000m)
Top Speed [km/h] (Section)	66.9 (1000m)
Race State	Finished



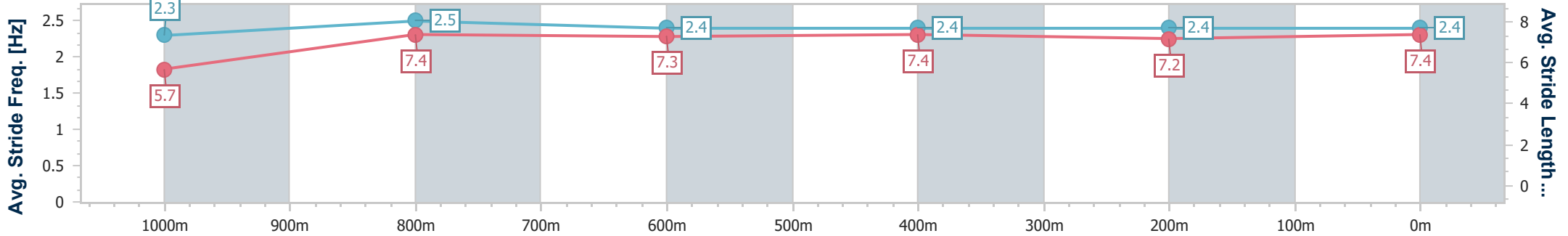
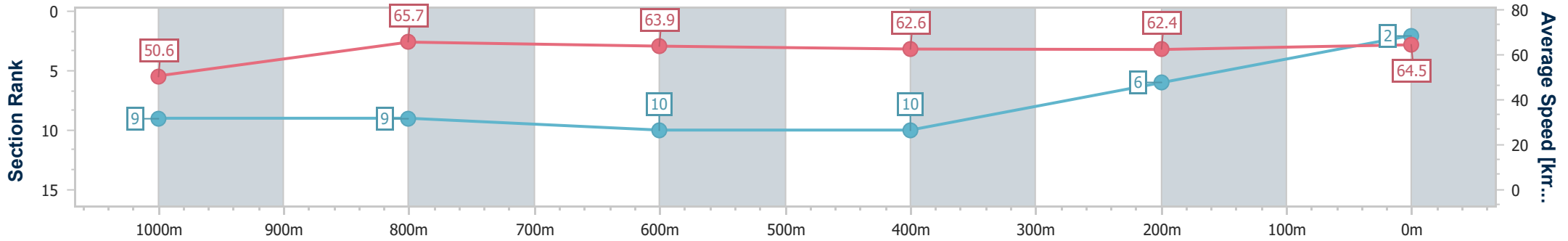
Ipswich QLD Professional
 Race 8: IPSWICH EVENTS & ENTERTAINMENT CENTRE
 BENCHMARK 58 Handicap - 1200m



04 December 2024 - 17:10

Track Rating: Good 4, Weather: Fine, Rail Position: +6m Entire

Section	Overall	1000m	800m	600m	400m	200m
Section Times	1:10.72 [2] (0:14.28)	0:56.44 [9] (0:10.97)	0:45.47 [9] (0:11.21)	0:34.26 [10] (0:11.50)	0:22.76 [10] (0:11.57)	0:11.19 [6] (0:11.19)
Average Speed [km/h]	50.6	65.7	63.9	62.6	62.4	64.5
Top Speed [km/h]	66.8	66.9	65.7	63.1	64.7	65.3
Avg. Dist. to Rail [m]	10.9	0.8	1.1	0.4	2.1	4.0
Avg. Stride Freq. [Hz]	2.3	2.5	2.4	2.4	2.4	2.4
Avg. Stride Length [m]	5.7	7.4	7.3	7.4	7.2	7.4



- [] Ranking at each section and finish
- .-.- No data available at this section
- NA No data available



Horse/Jockey Name	Grandeur Rose
Final Rank	3
Fastest Section Time (Section)	0:10.71 (1000m)
Top Speed [km/h] (Section)	68.6 (1000m)
Race State	Finished



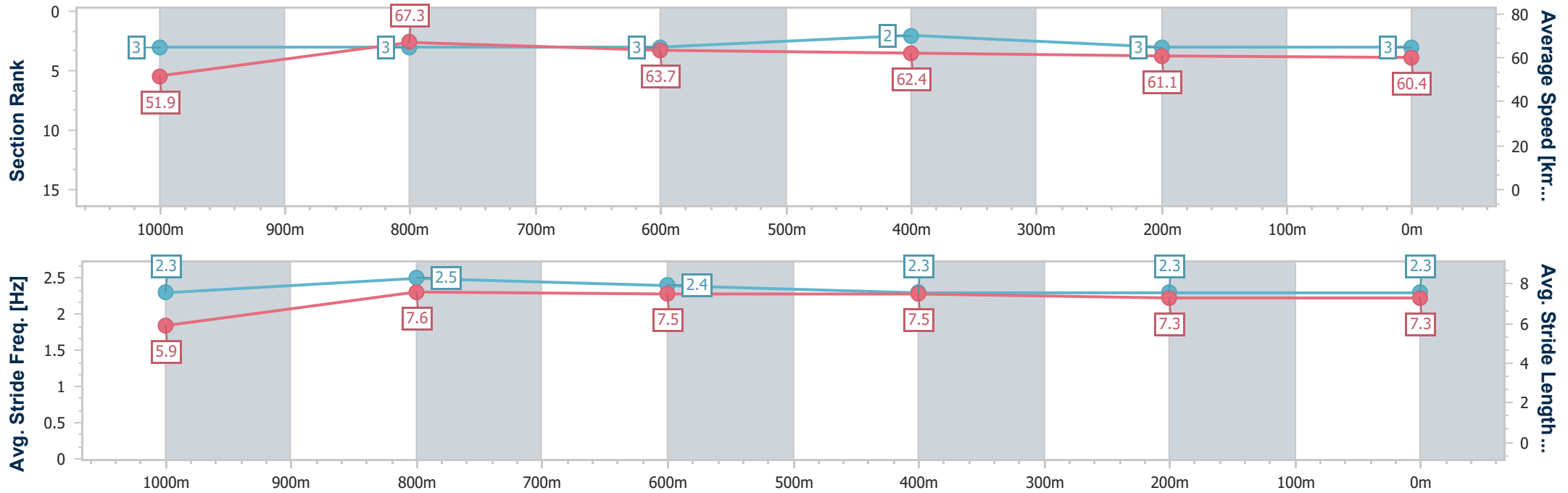
Ipswich QLD Professional
 Race 8: IPSWICH EVENTS & ENTERTAINMENT CENTRE
 BENCHMARK 58 Handicap - 1200m



04 December 2024 - 17:10

Track Rating: Good 4, Weather: Fine, Rail Position: +6m Entire

Section	Overall	1000m	800m	600m	400m	200m
Section Times	1:11.19 [3] (0:13.91)	0:57.28 [3] (0:10.71)	0:46.57 [3] (0:11.28)	0:35.29 [3] (0:11.57)	0:23.72 [2] (0:11.80)	0:11.92 [3] (0:11.92)
Average Speed [km/h]	51.9	67.3	63.7	62.4	61.1	60.4
Top Speed [km/h]	67.2	68.6	65.7	63.0	61.4	61.9
Avg. Dist. to Rail [m]	9.8	1.9	0.3	0.5	0.5	1.1
Avg. Stride Freq. [Hz]	2.3	2.5	2.4	2.3	2.3	2.3
Avg. Stride Length [m]	5.9	7.6	7.5	7.5	7.3	7.3



- [] Ranking at each section and finish
- .-.- No data available at this section
- NA No data available



Horse/Jockey Name	Pretty Little Lass
Final Rank	4
Fastest Section Time (Section)	0:10.79 (1000m)
Top Speed [km/h] (Section)	68.4 (Overall)
Race State	Finished



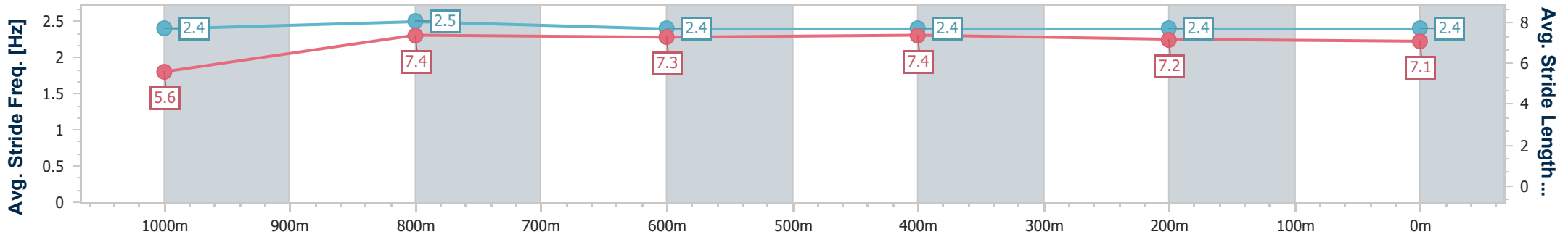
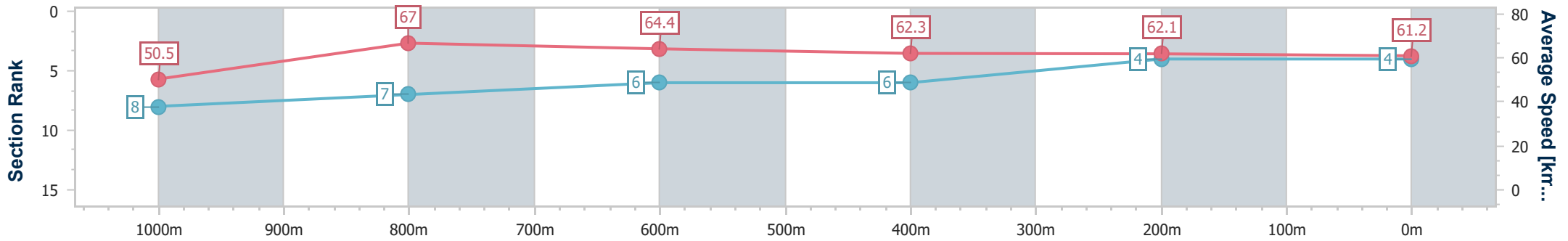
Ipswich QLD Professional
 Race 8: IPSWICH EVENTS & ENTERTAINMENT CENTRE
 BENCHMARK 58 Handicap - 1200m



04 December 2024 - 17:10

Track Rating: Good 4, Weather: Fine, Rail Position: +6m Entire

Section	Overall	1000m	800m	600m	400m	200m
Section Times	1:11.19 [4] (0:14.26)	0:56.93 [8] (0:10.79)	0:46.14 [7] (0:11.13)	0:35.01 [6] (0:11.59)	0:23.42 [6] (0:11.68)	0:11.74 [4] (0:11.74)
Average Speed [km/h]	50.5	67.0	64.4	62.3	62.1	61.2
Top Speed [km/h]	68.4	67.8	66.1	63.3	62.6	63.4
Avg. Dist. to Rail [m]	5.5	1.8	0.2	0.8	2.0	3.2
Avg. Stride Freq. [Hz]	2.4	2.5	2.4	2.4	2.4	2.4
Avg. Stride Length [m]	5.6	7.4	7.3	7.4	7.2	7.1



- [] Ranking at each section and finish
- .-.- No data available at this section
- NA No data available



Horse/Jockey Name	Rockrata
Final Rank	5
Fastest Section Time (Section)	0:10.73 (1000m)
Top Speed [km/h] (Section)	68.1 (1000m)
Race State	Finished



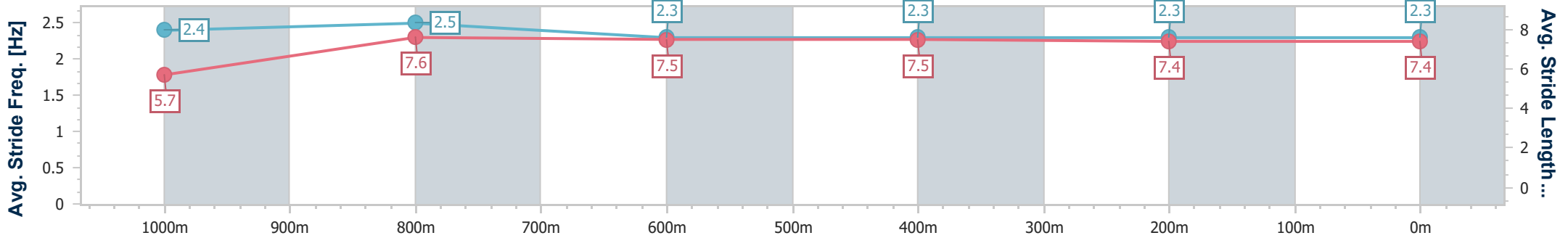
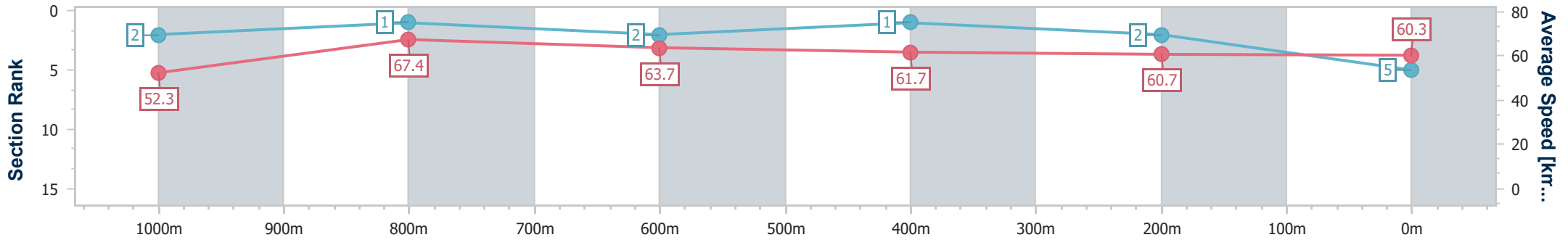
Ipswich QLD Professional
 Race 8: IPSWICH EVENTS & ENTERTAINMENT CENTRE
 BENCHMARK 58 Handicap - 1200m



04 December 2024 - 17:10

Track Rating: Good 4, Weather: Fine, Rail Position: +6m Entire

Section	Overall	1000m	800m	600m	400m	200m
Section Times	1:11.19 [5] (0:13.79)	0:57.40 [2] (0:10.73)	0:46.67 [1] (0:11.26)	0:35.41 [2] (0:11.64)	0:23.77 [1] (0:11.83)	0:11.94 [2] (0:11.94)
Average Speed [km/h]	52.3	67.4	63.7	61.7	60.7	60.3
Top Speed [km/h]	67.5	68.1	66.2	62.2	61.4	61.3
Avg. Dist. to Rail [m]	7.6	1.6	1.0	0.6	0.2	0.2
Avg. Stride Freq. [Hz]	2.4	2.5	2.3	2.3	2.3	2.3
Avg. Stride Length [m]	5.7	7.6	7.5	7.5	7.4	7.4



- [] Ranking at each section and finish
- .-.- No data available at this section
- NA No data available



Horse/Jockey Name	Smart Action
Final Rank	6
Fastest Section Time (Section)	0:11.03 (1000m)
Top Speed [km/h] (Section)	67.3 (Overall)
Race State	Finished



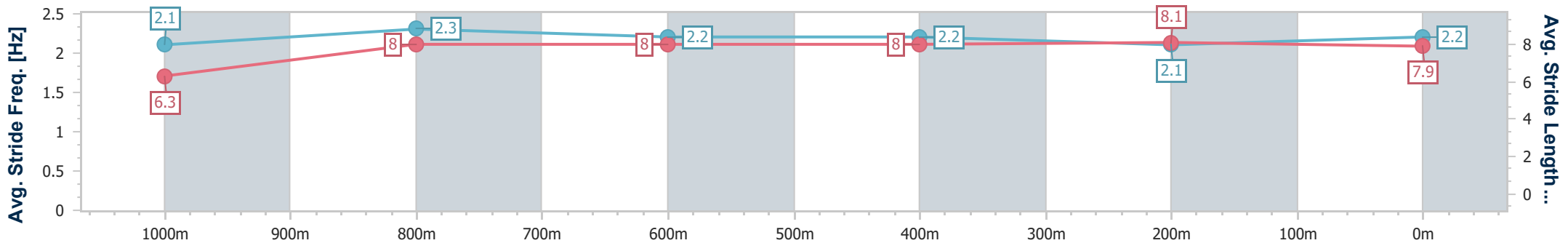
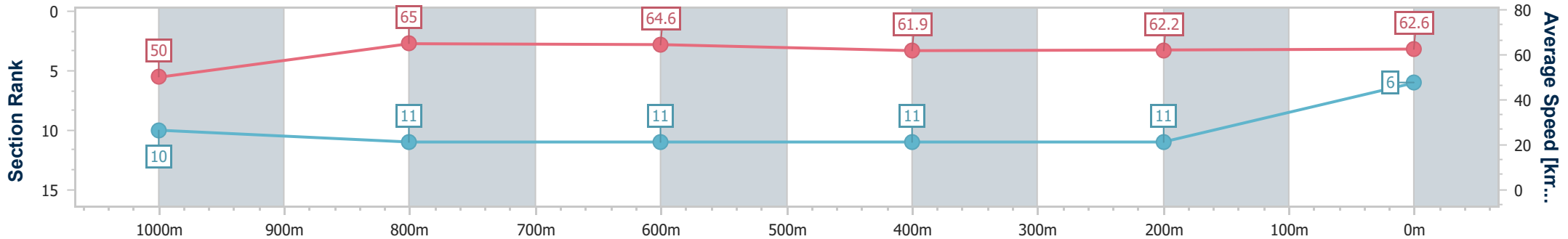
Ipswich QLD Professional
 Race 8: IPSWICH EVENTS & ENTERTAINMENT CENTRE
 BENCHMARK 58 Handicap - 1200m



04 December 2024 - 17:10

Track Rating: Good 4, Weather: Fine, Rail Position: +6m Entire

Section	Overall	1000m	800m	600m	400m	200m
Section Times	1:11.23 [6] (0:14.43)	0:56.80 [10] (0:11.03)	0:45.77 [11] (0:11.09)	0:34.68 [11] (0:11.60)	0:23.08 [11] (0:11.62)	0:11.46 [11] (0:11.46)
Average Speed [km/h]	50.0	65.0	64.6	61.9	62.2	62.6
Top Speed [km/h]	67.3	67.2	66.3	63.0	63.3	64.2
Avg. Dist. to Rail [m]	3.9	0.6	1.3	0.8	0.7	1.2
Avg. Stride Freq. [Hz]	2.1	2.3	2.2	2.2	2.1	2.2
Avg. Stride Length [m]	6.3	8.0	8.0	8.0	8.1	7.9



- [] Ranking at each section and finish
- .-.- No data available at this section
- NA No data available



Horse/Jockey Name	Able Seaman
Final Rank	7
Fastest Section Time (Section)	0:10.98 (1000m)
Top Speed [km/h] (Section)	67.2 (Overall)
Race State	Finished



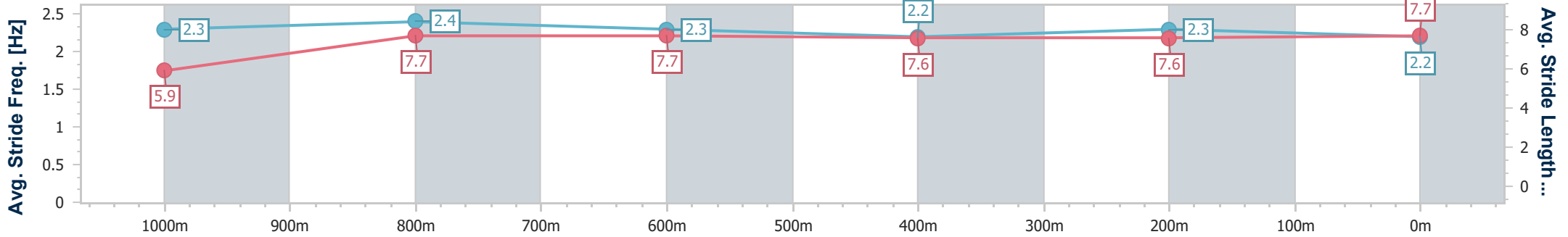
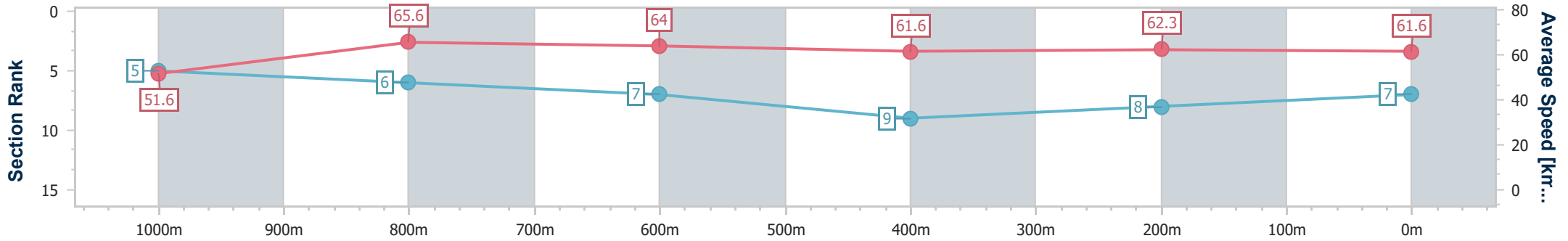
Ipswich QLD Professional
 Race 8: IPSWICH EVENTS & ENTERTAINMENT CENTRE
 BENCHMARK 58 Handicap - 1200m



04 December 2024 - 17:10

Track Rating: Good 4, Weather: Fine, Rail Position: +6m Entire

Section	Overall	1000m	800m	600m	400m	200m
Section Times	1:11.27 [7] (0:13.98)	0:57.29 [5] (0:10.98)	0:46.31 [6] (0:11.25)	0:35.06 [7] (0:11.74)	0:23.32 [9] (0:11.67)	0:11.65 [8] (0:11.65)
Average Speed [km/h]	51.6	65.6	64.0	61.6	62.3	61.6
Top Speed [km/h]	67.2	67.1	65.3	62.8	64.9	65.4
Avg. Dist. to Rail [m]	2.4	1.0	0.2	0.5	2.1	3.7
Avg. Stride Freq. [Hz]	2.3	2.4	2.3	2.2	2.3	2.2
Avg. Stride Length [m]	5.9	7.7	7.7	7.6	7.6	7.7



- [] Ranking at each section and finish
- .-.- No data available at this section
- NA No data available



Horse/Jockey Name	Vocals
Final Rank	8
Fastest Section Time (Section)	0:10.80 (1000m)
Top Speed [km/h] (Section)	67.2 (1000m)
Race State	Finished



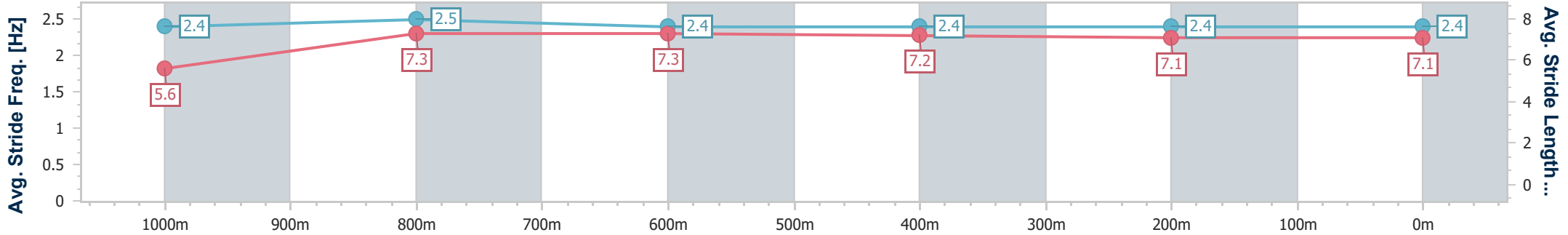
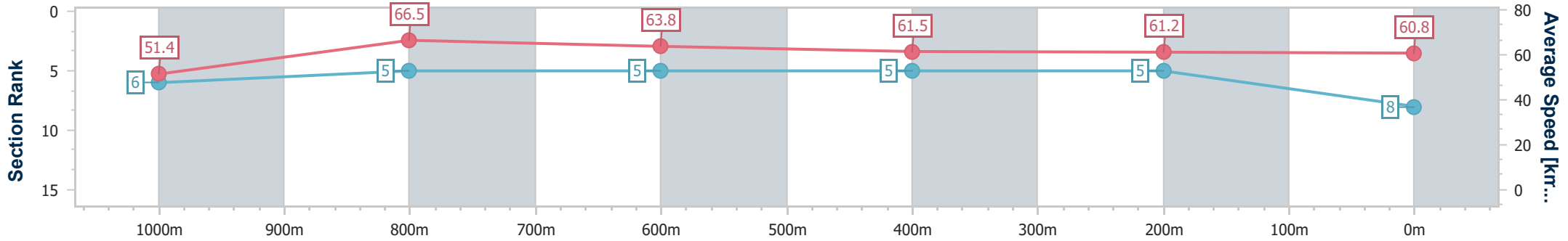
Ipswich QLD Professional
 Race 8: IPSWICH EVENTS & ENTERTAINMENT CENTRE
 BENCHMARK 58 Handicap - 1200m



04 December 2024 - 17:10

Track Rating: Good 4, Weather: Fine, Rail Position: +6m Entire

Section	Overall	1000m	800m	600m	400m	200m
Section Times	1:11.29 [8] (0:14.03)	0:57.26 [6] (0:10.80)	0:46.46 [5] (0:11.23)	0:35.23 [5] (0:11.66)	0:23.57 [5] (0:11.75)	0:11.82 [5] (0:11.82)
Average Speed [km/h]	51.4	66.5	63.8	61.5	61.2	60.8
Top Speed [km/h]	66.9	67.2	65.4	62.6	61.7	61.8
Avg. Dist. to Rail [m]	1.8	0.7	1.2	1.0	0.6	1.3
Avg. Stride Freq. [Hz]	2.4	2.5	2.4	2.4	2.4	2.4
Avg. Stride Length [m]	5.6	7.3	7.3	7.2	7.1	7.1



- [] Ranking at each section and finish
- .-.- No data available at this section
- NA No data available



Horse/Jockey Name	Recanati
Final Rank	9
Fastest Section Time (Section)	0:10.88 (1000m)
Top Speed [km/h] (Section)	67.4 (1000m)
Race State	Finished



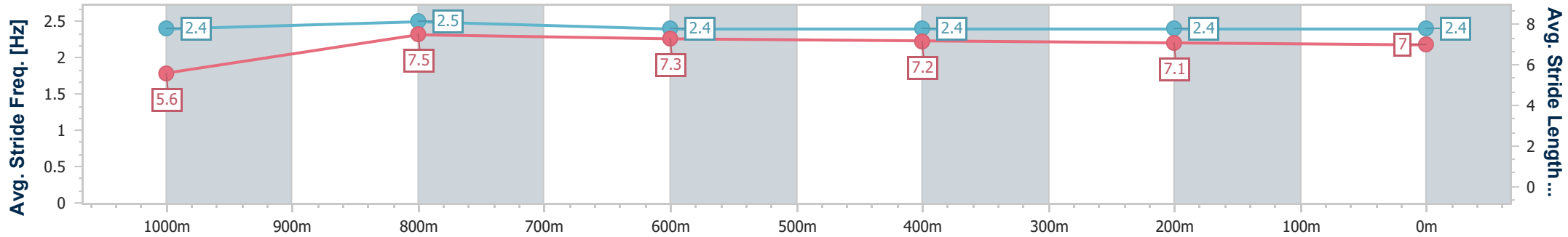
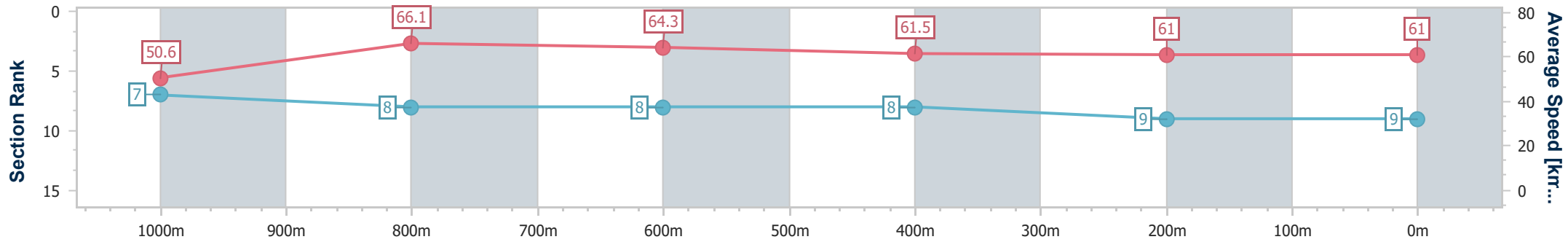
Ipswich QLD Professional
 Race 8: IPSWICH EVENTS & ENTERTAINMENT CENTRE
 BENCHMARK 58 Handicap - 1200m



04 December 2024 - 17:10

Track Rating: Good 4, Weather: Fine, Rail Position: +6m Entire

Section	Overall	1000m	800m	600m	400m	200m
Section Times	1:11.46 [9] (0:14.25)	0:57.21 [7] (0:10.88)	0:46.33 [8] (0:11.13)	0:35.20 [8] (0:11.64)	0:23.56 [8] (0:11.73)	0:11.83 [9] (0:11.83)
Average Speed [km/h]	50.6	66.1	64.3	61.5	61.0	61.0
Top Speed [km/h]	65.6	67.4	66.9	63.2	62.0	62.4
Avg. Dist. to Rail [m]	8.5	1.2	1.8	1.4	0.5	0.4
Avg. Stride Freq. [Hz]	2.4	2.5	2.4	2.4	2.4	2.4
Avg. Stride Length [m]	5.6	7.5	7.3	7.2	7.1	7.0



- [] Ranking at each section and finish
- .-.- No data available at this section
- NA No data available



Horse/Jockey Name	Yamumza
Final Rank	10
Fastest Section Time (Section)	0:10.76 (1000m)
Top Speed [km/h] (Section)	68.4 (1000m)
Race State	Finished



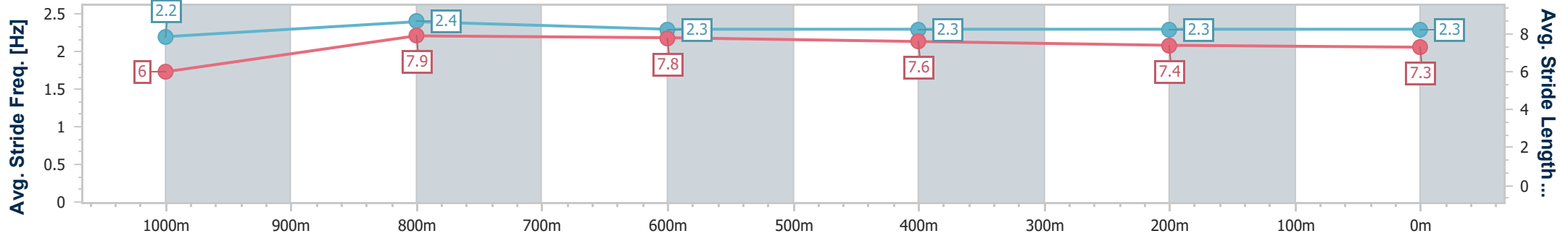
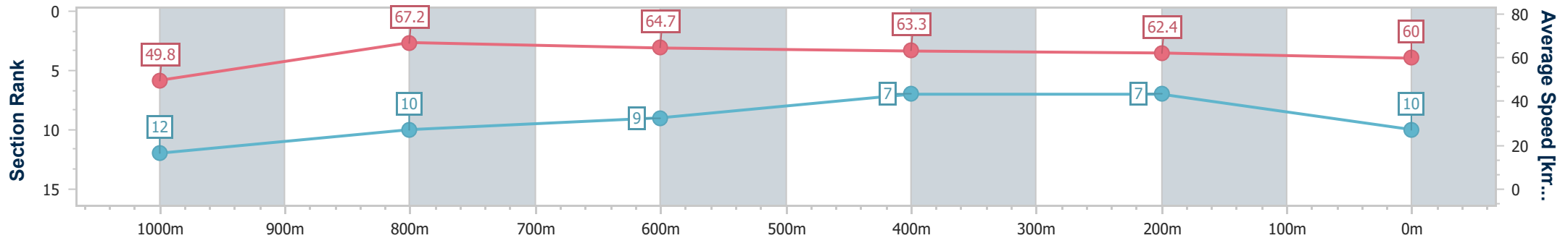
Ipswich QLD Professional
 Race 8: IPSWICH EVENTS & ENTERTAINMENT CENTRE
 BENCHMARK 58 Handicap - 1200m



04 December 2024 - 17:10

Track Rating: Good 4, Weather: Fine, Rail Position: +6m Entire

Section	Overall	1000m	800m	600m	400m	200m
Section Times	1:11.55 [10] (0:14.50)	0:57.05 [12] (0:10.76)	0:46.29 [10] (0:11.19)	0:35.10 [9] (0:11.43)	0:23.67 [7] (0:11.70)	0:11.97 [7] (0:11.97)
Average Speed [km/h]	49.8	67.2	64.7	63.3	62.4	60.0
Top Speed [km/h]	65.3	68.4	66.6	64.5	62.8	62.3
Avg. Dist. to Rail [m]	12.1	3.0	0.9	1.9	4.3	5.7
Avg. Stride Freq. [Hz]	2.2	2.4	2.3	2.3	2.3	2.3
Avg. Stride Length [m]	6.0	7.9	7.8	7.6	7.4	7.3



- [] Ranking at each section and finish
- .-.- No data available at this section
- NA No data available



Horse/Jockey Name	Imezaaki
Final Rank	11
Fastest Section Time (Section)	0:10.87 (1000m)
Top Speed [km/h] (Section)	67.3 (1000m)
Race State	Finished



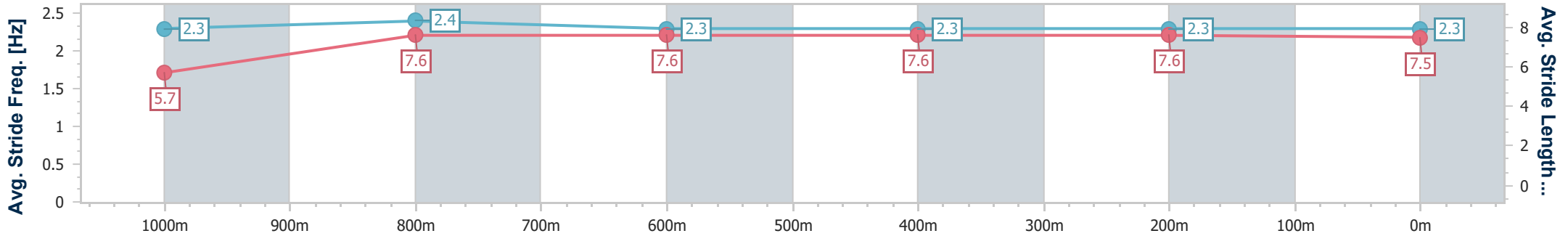
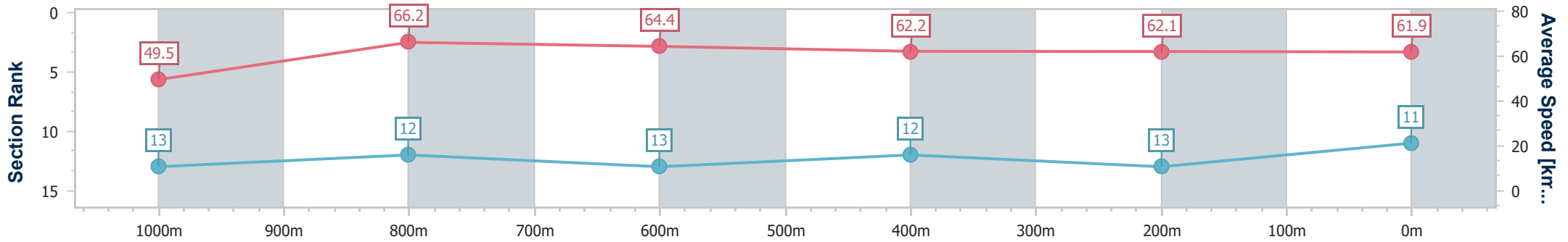
Ipswich QLD Professional
 Race 8: IPSWICH EVENTS & ENTERTAINMENT CENTRE
 BENCHMARK 58 Handicap - 1200m



04 December 2024 - 17:10

Track Rating: Good 4, Weather: Fine, Rail Position: +6m Entire

Section	Overall	1000m	800m	600m	400m	200m
Section Times	1:11.55 [11] (0:14.59)	0:56.96 [13] (0:10.87)	0:46.09 [12] (0:11.19)	0:34.90 [13] (0:11.60)	0:23.30 [12] (0:11.68)	0:11.62 [13] (0:11.62)
Average Speed [km/h]	49.5	66.2	64.4	62.2	62.1	61.9
Top Speed [km/h]	67.1	67.3	65.6	63.2	62.9	63.4
Avg. Dist. to Rail [m]	7.3	1.3	0.2	0.7	1.9	4.3
Avg. Stride Freq. [Hz]	2.3	2.4	2.3	2.3	2.3	2.3
Avg. Stride Length [m]	5.7	7.6	7.6	7.6	7.6	7.5



- [] Ranking at each section and finish
- .-.- No data available at this section
- NA No data available



Horse/Jockey Name	Mixed Spice
Final Rank	12
Fastest Section Time (Section)	0:11.06 (800m)
Top Speed [km/h] (Section)	65.5 (800m)
Race State	Finished



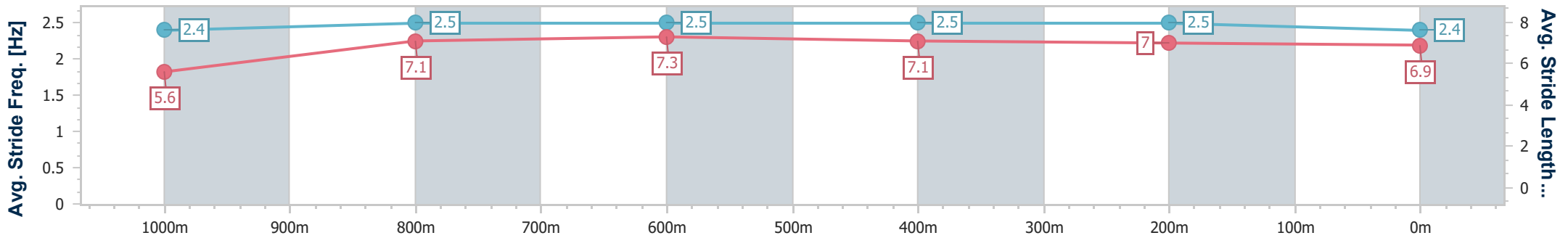
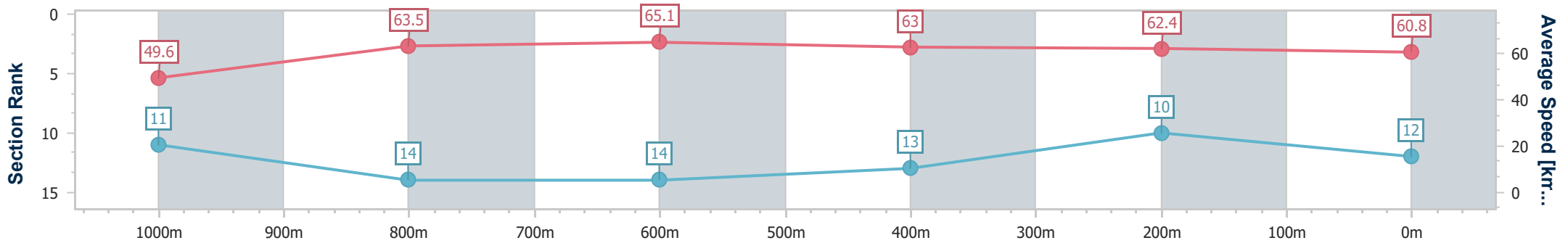
Ipswich QLD Professional
 Race 8: IPSWICH EVENTS & ENTERTAINMENT CENTRE
 BENCHMARK 58 Handicap - 1200m



04 December 2024 - 17:10

Track Rating: Good 4, Weather: Fine, Rail Position: +6m Entire

Section	Overall	1000m	800m	600m	400m	200m
Section Times	1:11.64 [12] (0:14.49)	0:57.15 [11] (0:11.35)	0:45.80 [14] (0:11.06)	0:34.74 [14] (0:11.40)	0:23.34 [13] (0:11.47)	0:11.87 [10] (0:11.87)
Average Speed [km/h]	49.6	63.5	65.1	63.0	62.4	60.8
Top Speed [km/h]	63.7	64.8	65.5	64.1	64.2	61.9
Avg. Dist. to Rail [m]	4.6	1.1	0.5	0.5	0.9	0.5
Avg. Stride Freq. [Hz]	2.4	2.5	2.5	2.5	2.5	2.4
Avg. Stride Length [m]	5.6	7.1	7.3	7.1	7.0	6.9



- [] Ranking at each section and finish
- .-.- No data available at this section
- NA No data available



Horse/Jockey Name	Miss Helmut
Final Rank	13
Fastest Section Time (Section)	0:10.75 (1000m)
Top Speed [km/h] (Section)	67.8 (1000m)
Race State	Finished



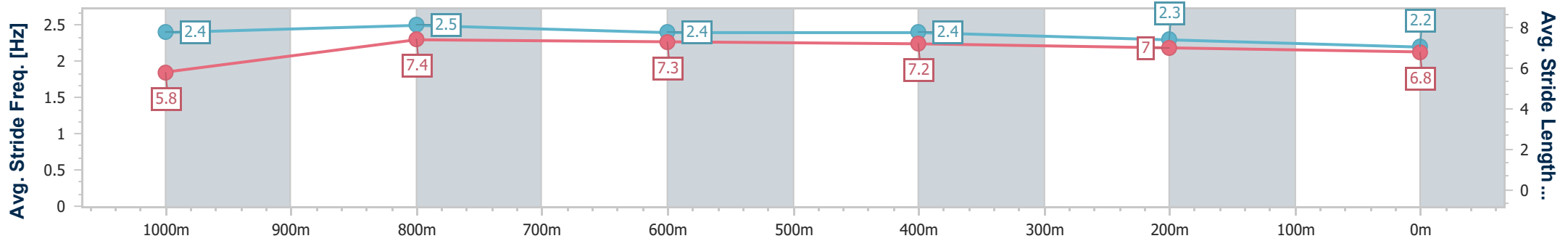
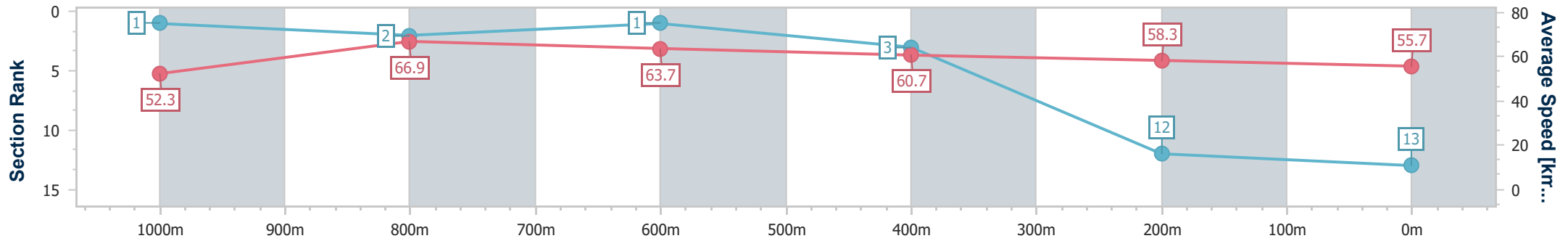
Ipswich QLD Professional
 Race 8: IPSWICH EVENTS & ENTERTAINMENT CENTRE
 BENCHMARK 58 Handicap - 1200m



04 December 2024 - 17:10

Track Rating: Good 4, Weather: Fine, Rail Position: +6m Entire

Section	Overall	1000m	800m	600m	400m	200m
Section Times	1:12.78 [13] (0:13.78)	0:59.00 [1] (0:10.75)	0:48.25 [2] (0:11.21)	0:37.04 [1] (0:11.80)	0:25.24 [3] (0:12.28)	0:12.96 [12] (0:12.96)
Average Speed [km/h]	52.3	66.9	63.7	60.7	58.3	55.7
Top Speed [km/h]	67.7	67.8	65.2	61.8	60.1	57.1
Avg. Dist. to Rail [m]	5.0	0.8	1.5	1.4	0.9	0.6
Avg. Stride Freq. [Hz]	2.4	2.5	2.4	2.4	2.3	2.2
Avg. Stride Length [m]	5.8	7.4	7.3	7.2	7.0	6.8



- [] Ranking at each section and finish
- .-.- No data available at this section
- NA No data available



Horse/Jockey Name	Shamalie
Final Rank	14
Fastest Section Time (Section)	0:10.90 (1000m)
Top Speed [km/h] (Section)	67.4 (Overall)
Race State	Finished



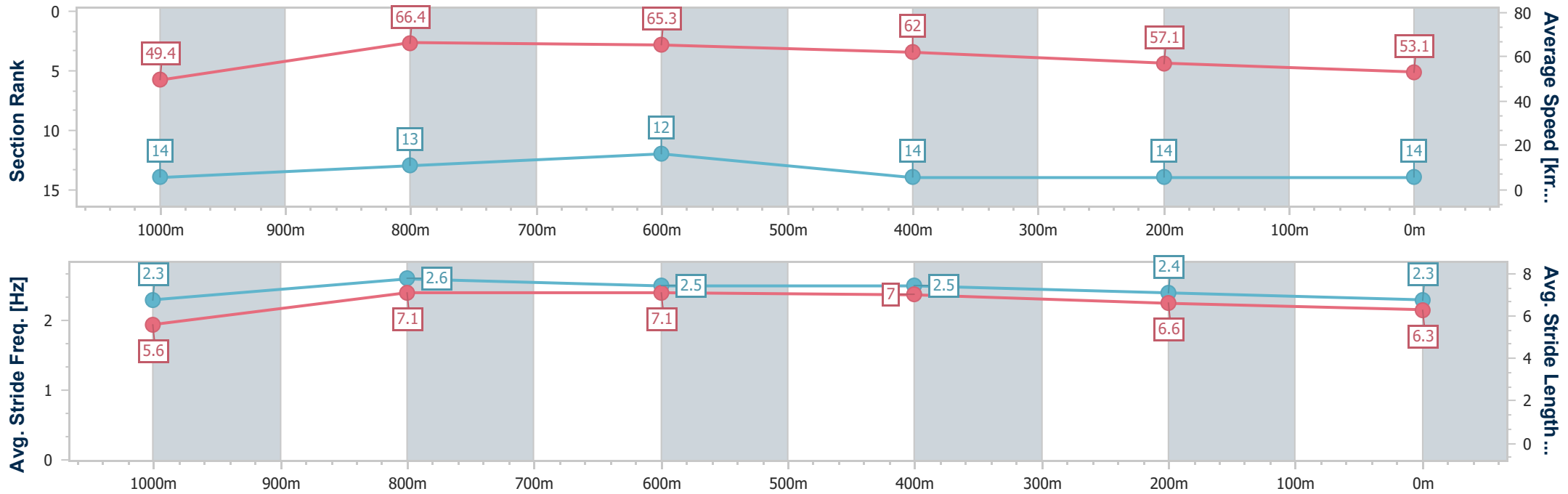
Ipswich QLD Professional
 Race 8: IPSWICH EVENTS & ENTERTAINMENT CENTRE
 BENCHMARK 58 Handicap - 1200m



04 December 2024 - 17:10

Track Rating: Good 4, Weather: Fine, Rail Position: +6m Entire

Section	Overall	1000m	800m	600m	400m	200m
Section Times	1:14.62 [14] (0:14.61)	1:00.01 [14] (0:10.90)	0:49.11 [13] (0:11.06)	0:38.05 [12] (0:11.76)	0:26.29 [14] (0:12.68)	0:13.61 [14] (0:13.61)
Average Speed [km/h]	49.4	66.4	65.3	62.0	57.1	53.1
Top Speed [km/h]	67.4	67.4	66.7	64.1	60.0	55.4
Avg. Dist. to Rail [m]	8.7	1.6	0.7	3.1	2.2	1.3
Avg. Stride Freq. [Hz]	2.3	2.6	2.5	2.5	2.4	2.3
Avg. Stride Length [m]	5.6	7.1	7.1	7.0	6.6	6.3



- [] Ranking at each section and finish
- .-.- No data available at this section
- NA No data available