



Townsville QLD Professional

Race 7: MITAVITE Class 3 Plate - 1400m

05 December 2024 - 16:50



Track Rating: Soft 6, Weather: Overcast, Rail Position: +6m 1000m-W/Post; +2m Remainder

Section												Last 600m	
Field Times		Overall	1200m	1000m	800m	600m	400m						0:34.73
		1:23.32 (0:14.60)	1:08.72 (0:11.26)	0:57.46 (0:11.39)	0:46.07 (0:11.34)	0:34.73 (0:11.20)	0:23.53 (0:11.54)						
Rank	TAB	Horse/Jockey	Barrier	Top Speed [km/h]	Fastest Section								Distance Travelled [m]
1	4	VALENKI Lacey Morrison	8	65.9 800m	0:11.15 600m	1:23.32 [1] (0:15.08)	1:08.24 [6] (0:11.53)	0:56.71 [7] (0:11.44)	0:45.27 [8] (0:11.26)	0:34.01 [8] (0:11.15)	0:22.86 [8] (0:11.28)	0:34.01	
2	5	BRASCO Adam Sewell	1	65.6 400m	0:11.20 600m	1:23.42 [2] (0:15.11)	1:08.31 [7] (0:11.31)	0:57.00 [6] (0:11.27)	0:45.73 [5] (0:11.30)	0:34.43 [5] (0:11.20)	0:23.23 [5] (0:11.35)	0:34.43	-5
3	8	READY TO PARDON Ryan Wiggins	6	66.0 600m	0:11.22 1200m	1:23.52 [3] (0:14.72)	1:08.80 [2] (0:11.22)	0:57.58 [2] (0:11.31)	0:46.27 [1] (0:11.34)	0:34.93 [1] (0:11.30)	0:23.63 [2] (0:11.44)	0:34.93	-2
4	6	CANDLELIT Jackson Murphy	9	65.2 600m	0:11.19 800m	1:23.62 [4] (0:14.96)	1:08.66 [5] (0:11.41)	0:57.25 [5] (0:11.46)	0:45.79 [6] (0:11.19)	0:34.60 [6] (0:11.28)	0:23.32 [6] (0:11.34)	0:34.60	+1
5	3	TALONS Sean Cormack	3	66.1 600m	0:11.18 600m	1:23.74 [5] (0:15.15)	1:08.59 [8] (0:11.46)	0:57.13 [8] (0:11.30)	0:45.83 [7] (0:11.30)	0:34.53 [7] (0:11.18)	0:23.35 [7] (0:11.26)	0:34.53	-1
6	2	SO OUTRAGEOUS Gabrielle Semmens	4	65.5 600m	0:11.19 600m	1:23.85 [6] (0:14.60)	1:09.25 [1] (0:11.26)	0:57.99 [1] (0:11.43)	0:46.56 [2] (0:11.31)	0:35.25 [2] (0:11.19)	0:24.06 [1] (0:11.60)	0:35.25	-4
7	9	SPECIALTIE Ashley Butler	7	65.9 600m	0:11.28 1200m	1:24.00 [7] (0:14.94)	1:09.06 [4] (0:11.28)	0:57.78 [3] (0:11.32)	0:46.46 [4] (0:11.28)	0:35.18 [4] (0:11.32)	0:23.86 [3] (0:11.56)	0:35.18	+1
8	1	OUTBACK STEP Nikki Olzard	2	65.1 600m	0:11.27 800m	1:24.03 [8] (0:14.89)	1:09.14 [3] (0:11.36)	0:57.78 [4] (0:11.28)	0:46.50 [3] (0:11.27)	0:35.23 [3] (0:11.37)	0:23.86 [4] (0:11.51)	0:35.23	+1
9	10	SHE'S REWARDING Pietro Romeo	5	68.4 600m	0:11.05 600m	1:24.10 [9] (0:15.35)	1:08.75 [9] (0:11.45)	0:57.30 [9] (0:11.42)	0:45.88 [9] (0:11.27)	0:34.61 [9] (0:11.05)	0:23.56 [9] (0:11.29)	0:34.61	+1

Scratched: Eyes Are Lion (#7), Naheightkay (#11)

[] Ranking at each section and finish
 -:-:- No data available at this section
 NA No data available

SCN Saddle cloth number
 DNF Did not finish
 DNT Did not track



Townsville QLD Professional

Race 7: MITAVITE Class 3 Plate - 1400m

05 December 2024 - 16:50



Track Rating: Soft 6, Weather: Overcast, Rail Position: +6m 1000m-W/Post; +2m Remainder

Section							200m			Last 600m
Field Times							0:11.99			0:34.73
Rank	TAB	Horse/Jockey	Barrier	Top Speed [km/h]	Fastest Section	Margin			Distance Travelled [m]	
1	4	VALENKI Lacey Morrison	8	65.9 800m	0:11.15 600m	0:11.58 [8] (0:11.58)	1:23.32		0:34.01	
2	5	BRASCO Adam Sewell	1	65.6 400m	0:11.20 600m	0:11.88 [3] (0:11.88)	0.59L		0:34.43 -5	
3	8	READY TO PARDON Ryan Wiggins	6	66.0 600m	0:11.22 1200m	0:12.19 [1] (0:12.19)	1.14L		0:34.93 -2	
4	6	CANDLELIT Jackson Murphy	9	65.2 600m	0:11.19 800m	0:11.98 [4] (0:11.98)	1.78L		0:34.60 +1	
5	3	TALONS Sean Cormack	3	66.1 600m	0:11.18 600m	0:12.09 [5] (0:12.09)	2.44L		0:34.53 -1	
6	2	SO OUTRAGEOUS Gabrielle Semmens	4	65.5 600m	0:11.19 600m	0:12.46 [2] (0:12.46)	3.13L		0:35.25 -4	
7	9	SPECIALTIE Ashley Butler	7	65.9 600m	0:11.28 1200m	0:12.30 [7] (0:12.30)	3.97L		0:35.18 +1	
8	1	OUTBACK STEP Nikki Olzard	2	65.1 600m	0:11.27 800m	0:12.35 [6] (0:12.35)	4.15L		0:35.23 +1	
9	10	SHE'S REWARDING Pietro Romeo	5	68.4 600m	0:11.05 600m	0:12.27 [9] (0:12.27)	4.57L		0:34.61 +1	

Scratched: Eyes Are Lion (#7), Naheightkay (#11)



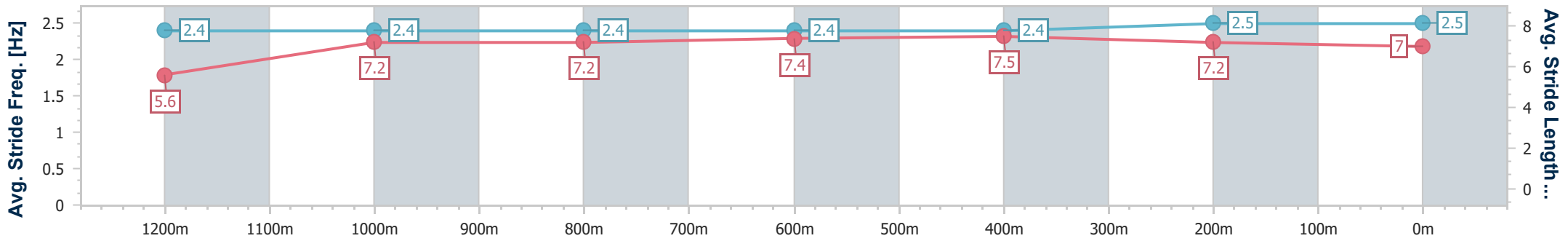
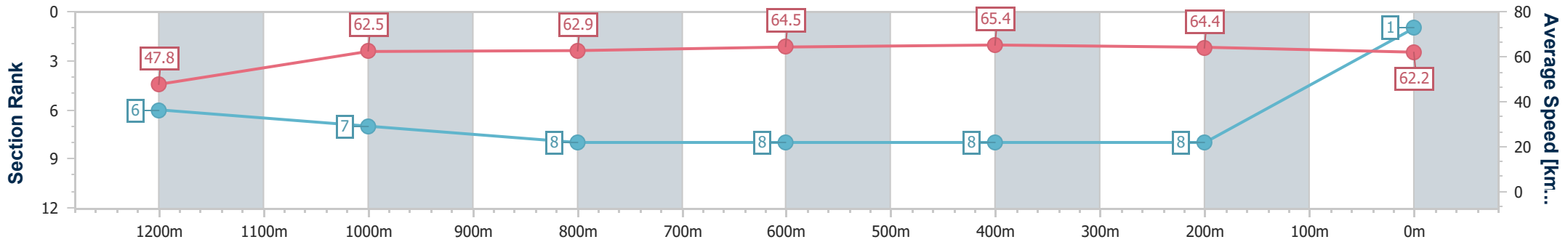
Horse/Jockey Name	Valenki
Final Rank	1
Fastest Section Time (Section)	0:11.15 (600m)
Top Speed [km/h] (Section)	65.9 (800m)
Race State	Finished



Townsville QLD Professional
 Race 7: MITAVITE Class 3 Plate - 1400m
 05 December 2024 - 16:50
 Track Rating: Soft 6, Weather: Overcast, Rail Position: +6m 1000m-
 W/Post; +2m Remainder



Section	Overall	1200m	1000m	800m	600m	400m	200m
Section Times	1:23.32 [1] (0:15.08)	1:08.24 [6] (0:11.53)	0:56.71 [7] (0:11.44)	0:45.27 [8] (0:11.26)	0:34.01 [8] (0:11.15)	0:22.86 [8] (0:11.28)	0:11.58 [8] (0:11.58)
Average Speed [km/h]	47.8	62.5	62.9	64.5	65.4	64.4	62.2
Top Speed [km/h]	63.3	63.6	63.9	65.9	65.9	65.1	63.8
Avg. Dist. to Rail [m]	7.4	0.9	0.6	1.7	2.5	5.8	7.8
Avg. Stride Freq. [Hz]	2.4	2.4	2.4	2.4	2.4	2.5	2.5
Avg. Stride Length [m]	5.6	7.2	7.2	7.4	7.5	7.2	7.0



- [] Ranking at each section and finish
- .-.- No data available at this section
- NA No data available



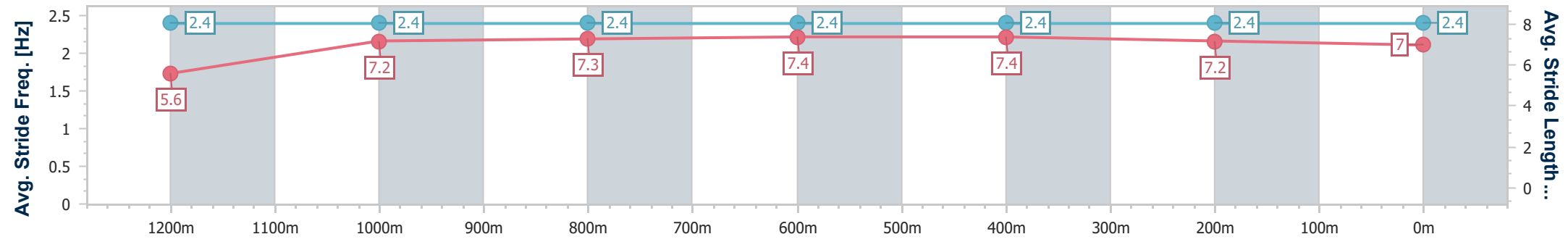
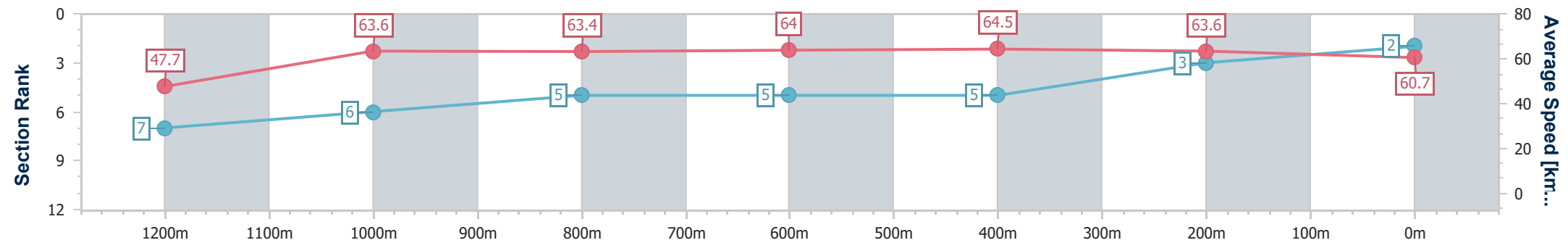
Horse/Jockey Name	Brasco
Final Rank	2
Fastest Section Time (Section)	0:11.20 (600m)
Top Speed [km/h] (Section)	65.6 (400m)
Race State	Finished



Townsville QLD Professional
 Race 7: MITAVITE Class 3 Plate - 1400m
 05 December 2024 - 16:50
 Track Rating: Soft 6, Weather: Overcast, Rail Position: +6m 1000m-
 W/Post; +2m Remainder



Section	Overall	1200m	1000m	800m	600m	400m	200m
Section Times	1:23.42 [2] (0:15.11)	1:08.31 [7] (0:11.31)	0:57.00 [6] (0:11.27)	0:45.73 [5] (0:11.30)	0:34.43 [5] (0:11.20)	0:23.23 [5] (0:11.35)	0:11.88 [3] (0:11.88)
Average Speed [km/h]	47.7	63.6	63.4	64.0	64.5	63.6	60.7
Top Speed [km/h]	64.6	64.3	63.8	65.0	65.4	65.6	62.6
Avg. Dist. to Rail [m]	3.4	1.2	1.5	1.2	1.0	2.5	5.1
Avg. Stride Freq. [Hz]	2.4	2.4	2.4	2.4	2.4	2.4	2.4
Avg. Stride Length [m]	5.6	7.2	7.3	7.4	7.4	7.2	7.0



- [] Ranking at each section and finish
- .-.- No data available at this section
- NA No data available



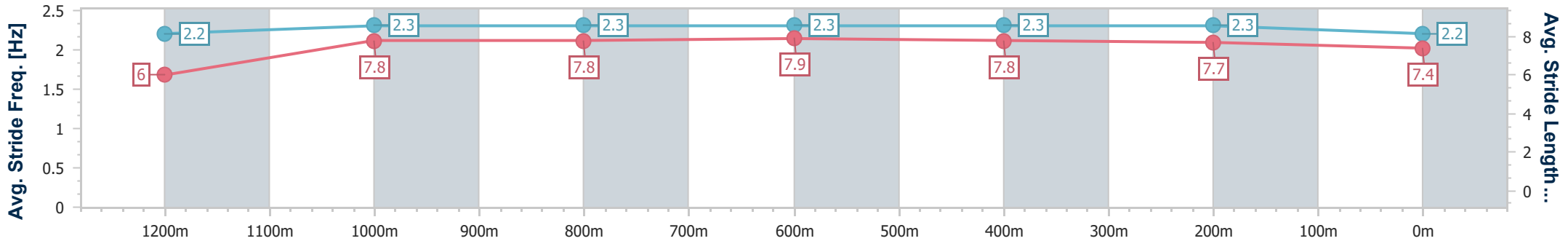
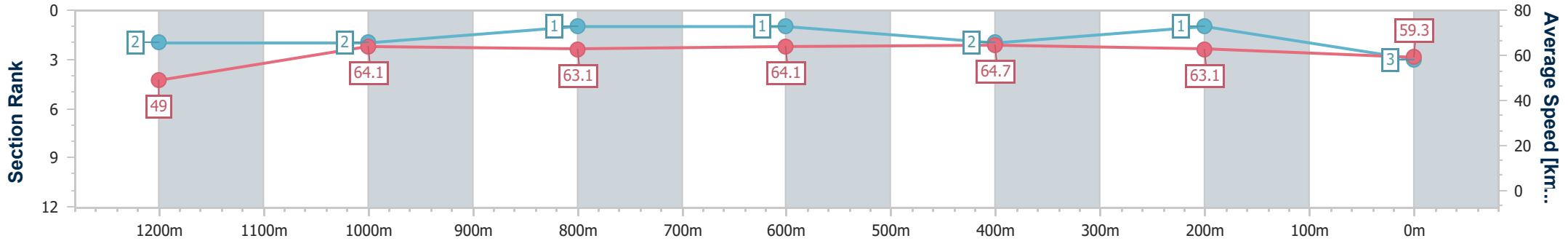
Horse/Jockey Name	Ready To Pardon
Final Rank	3
Fastest Section Time (Section)	0:11.22 (1200m)
Top Speed [km/h] (Section)	66.0 (600m)
Race State	Finished



Townsville QLD Professional
Race 7: MITAVITE Class 3 Plate - 1400m
 05 December 2024 - 16:50
 Track Rating: Soft 6, Weather: Overcast, Rail Position: +6m 1000m-
 W/Post; +2m Remainder



Section	Overall	1200m	1000m	800m	600m	400m	200m
Section Times	1:23.52 [3] (0:14.72)	1:08.80 [2] (0:11.22)	0:57.58 [2] (0:11.31)	0:46.27 [1] (0:11.34)	0:34.93 [1] (0:11.30)	0:23.63 [2] (0:11.44)	0:12.19 [1] (0:12.19)
Average Speed [km/h]	49.0	64.1	63.1	64.1	64.7	63.1	59.3
Top Speed [km/h]	65.9	64.6	63.7	64.6	66.0	64.7	61.9
Avg. Dist. to Rail [m]	4.5	1.5	1.6	2.1	3.1	1.8	1.7
Avg. Stride Freq. [Hz]	2.2	2.3	2.3	2.3	2.3	2.3	2.2
Avg. Stride Length [m]	6.0	7.8	7.8	7.9	7.8	7.7	7.4



- [] Ranking at each section and finish
- .-.- No data available at this section
- NA No data available



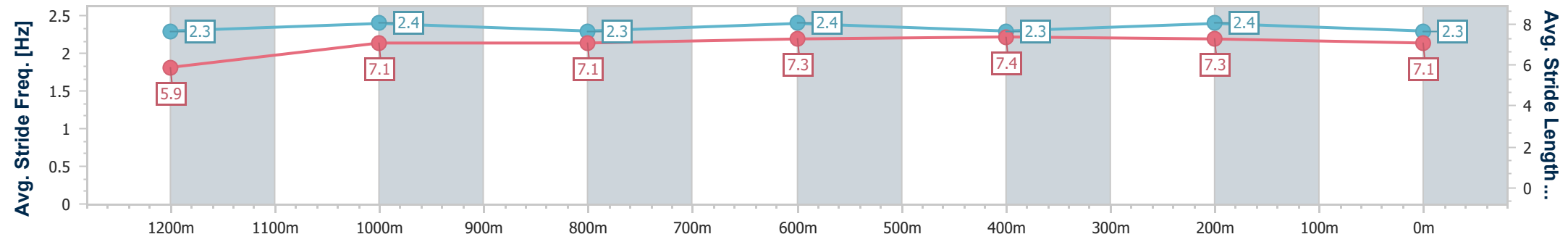
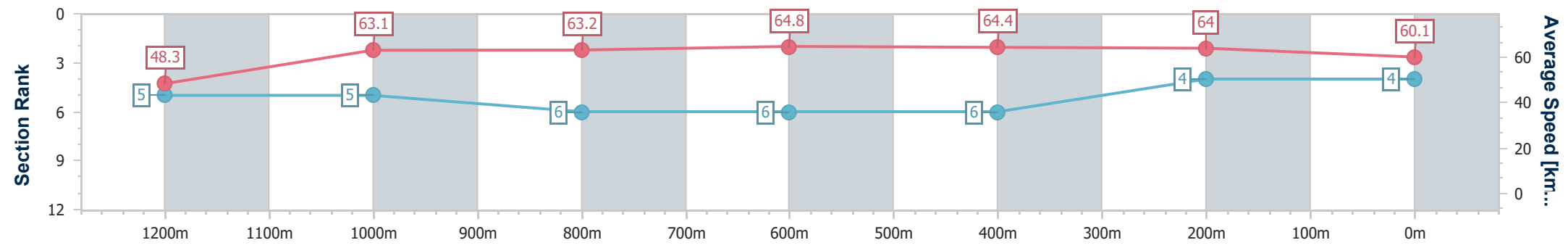
Horse/Jockey Name	Candlelit
Final Rank	4
Fastest Section Time (Section)	0:11.19 (800m)
Top Speed [km/h] (Section)	65.2 (600m)
Race State	Finished



Townsville QLD Professional
 Race 7: MITAVITE Class 3 Plate - 1400m
 05 December 2024 - 16:50
 Track Rating: Soft 6, Weather: Overcast, Rail Position: +6m 1000m-
 W/Post; +2m Remainder



Section	Overall	1200m	1000m	800m	600m	400m	200m
Section Times	1:23.62 [4] (0:14.96)	1:08.66 [5] (0:11.41)	0:57.25 [5] (0:11.46)	0:45.79 [6] (0:11.19)	0:34.60 [6] (0:11.28)	0:23.32 [6] (0:11.34)	0:11.98 [4] (0:11.98)
Average Speed [km/h]	48.3	63.1	63.2	64.8	64.4	64.0	60.1
Top Speed [km/h]	63.8	63.6	64.1	65.2	65.2	64.4	62.7
Avg. Dist. to Rail [m]	10.3	3.3	1.1	1.6	2.3	4.3	5.6
Avg. Stride Freq. [Hz]	2.3	2.4	2.3	2.4	2.3	2.4	2.3
Avg. Stride Length [m]	5.9	7.1	7.1	7.3	7.4	7.3	7.1



- [] Ranking at each section and finish
- .-.- No data available at this section
- NA No data available



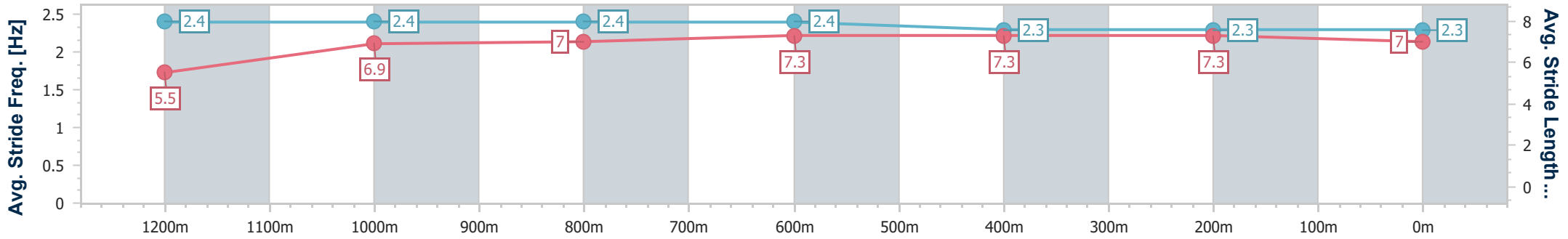
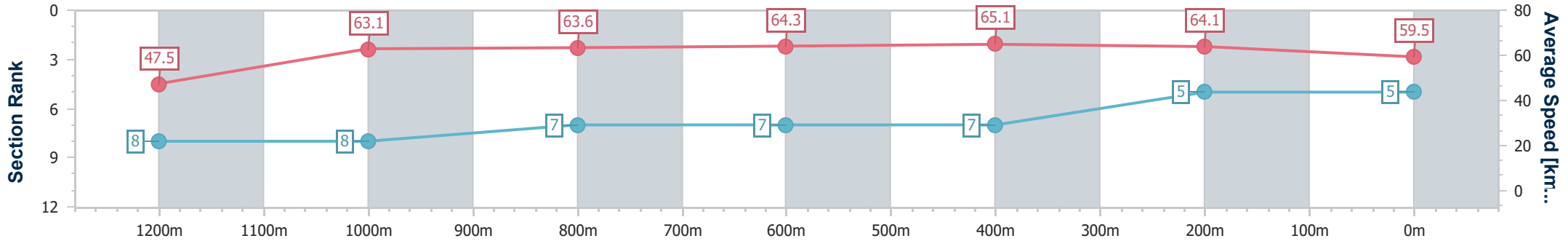
Horse/Jockey Name	Talons
Final Rank	5
Fastest Section Time (Section)	0:11.18 (600m)
Top Speed [km/h] (Section)	66.1 (600m)
Race State	Finished



Townsville QLD Professional
Race 7: MITAVITE Class 3 Plate - 1400m
 05 December 2024 - 16:50
 Track Rating: Soft 6, Weather: Overcast, Rail Position: +6m 1000m-
 W/Post; +2m Remainder



Section	Overall	1200m	1000m	800m	600m	400m	200m						
Section Times	1:23.74 [5] (0:15.15)	1:08.59 [8] (0:11.46)	0:57.13 [8] (0:11.30)	0:45.83 [7] (0:11.30)	0:34.53 [7] (0:11.18)	0:23.35 [7] (0:11.26)	0:12.09 [5] (0:12.09)						
Average Speed [km/h]	47.5	63.1	63.6	64.3	65.1	64.1	59.5						
Top Speed [km/h]	63.1	64.0	64.7	65.4	66.1	65.0	62.5						
Avg. Dist. to Rail [m]	5.4	1.2	0.8	2.3	2.0	1.2	1.5						
Avg. Stride Freq. [Hz]	2.4	2.4	2.4	2.4	2.3	2.3	2.3						
Avg. Stride Length [m]	5.5	6.9	7.0	7.3	7.3	7.3	7.0						



- [] Ranking at each section and finish
- .-.- No data available at this section
- NA No data available



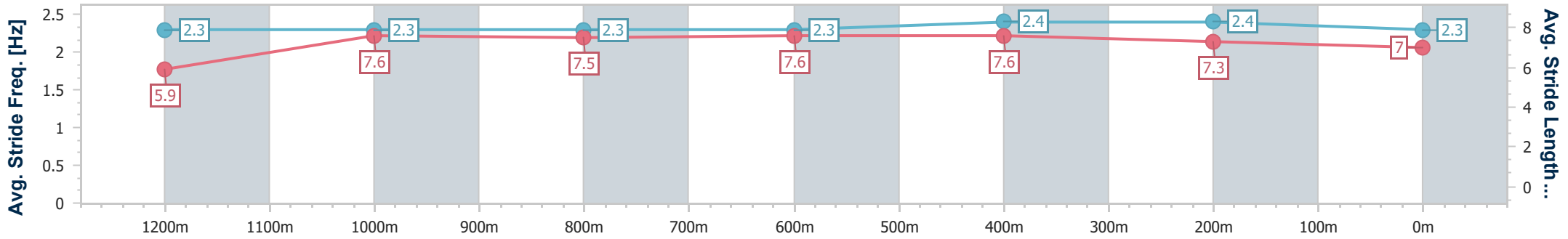
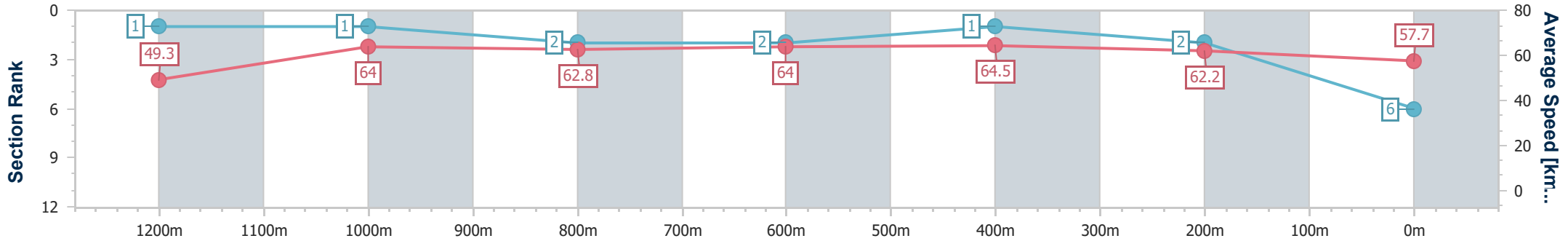
Horse/Jockey Name	So Outrageous
Final Rank	6
Fastest Section Time (Section)	0:11.19 (600m)
Top Speed [km/h] (Section)	65.5 (600m)
Race State	Finished



Townsville QLD Professional
 Race 7: MITAVITE Class 3 Plate - 1400m
 05 December 2024 - 16:50
 Track Rating: Soft 6, Weather: Overcast, Rail Position: +6m 1000m-
 W/Post; +2m Remainder



Section	Overall	1200m	1000m	800m	600m	400m	200m
Section Times	1:23.85 [6] (0:14.60)	1:09.25 [1] (0:11.26)	0:57.99 [1] (0:11.43)	0:46.56 [2] (0:11.31)	0:35.25 [2] (0:11.19)	0:24.06 [1] (0:11.60)	0:12.46 [2] (0:12.46)
Average Speed [km/h]	49.3	64.0	62.8	64.0	64.5	62.2	57.7
Top Speed [km/h]	64.6	65.1	63.8	64.9	65.5	63.9	59.9
Avg. Dist. to Rail [m]	4.6	0.4	0.6	1.1	0.7	1.0	0.7
Avg. Stride Freq. [Hz]	2.3	2.3	2.3	2.3	2.4	2.4	2.3
Avg. Stride Length [m]	5.9	7.6	7.5	7.6	7.6	7.3	7.0



- [] Ranking at each section and finish
- .-.- No data available at this section
- NA No data available



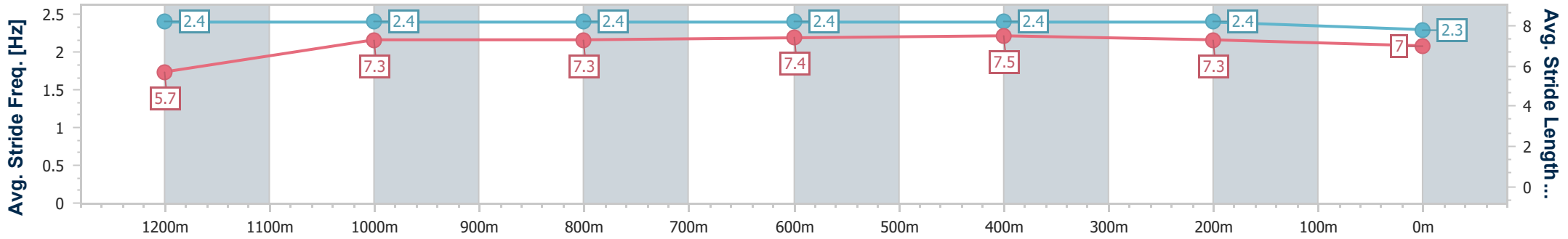
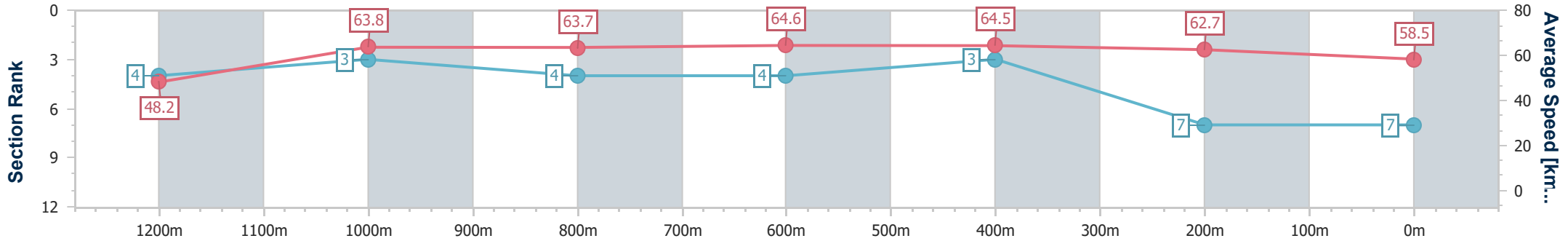
Horse/Jockey Name	Specialtie
Final Rank	7
Fastest Section Time (Section)	0:11.28 (1200m)
Top Speed [km/h] (Section)	65.9 (600m)
Race State	Finished



Townsville QLD Professional
 Race 7: MITAVITE Class 3 Plate - 1400m
 05 December 2024 - 16:50
 Track Rating: Soft 6, Weather: Overcast, Rail Position: +6m 1000m-
 W/Post; +2m Remainder



Section	Overall	1200m	1000m	800m	600m	400m	200m
Section Times	1:24.00 [7] (0:14.94)	1:09.06 [4] (0:11.28)	0:57.78 [3] (0:11.32)	0:46.46 [4] (0:11.28)	0:35.18 [4] (0:11.32)	0:23.86 [3] (0:11.56)	0:12.30 [7] (0:12.30)
Average Speed [km/h]	48.2	63.8	63.7	64.6	64.5	62.7	58.5
Top Speed [km/h]	64.3	64.5	64.8	65.2	65.9	64.2	60.7
Avg. Dist. to Rail [m]	5.8	0.6	0.8	2.5	3.2	4.4	6.3
Avg. Stride Freq. [Hz]	2.4	2.4	2.4	2.4	2.4	2.4	2.3
Avg. Stride Length [m]	5.7	7.3	7.3	7.4	7.5	7.3	7.0



- [] Ranking at each section and finish
- .-.- No data available at this section
- NA No data available



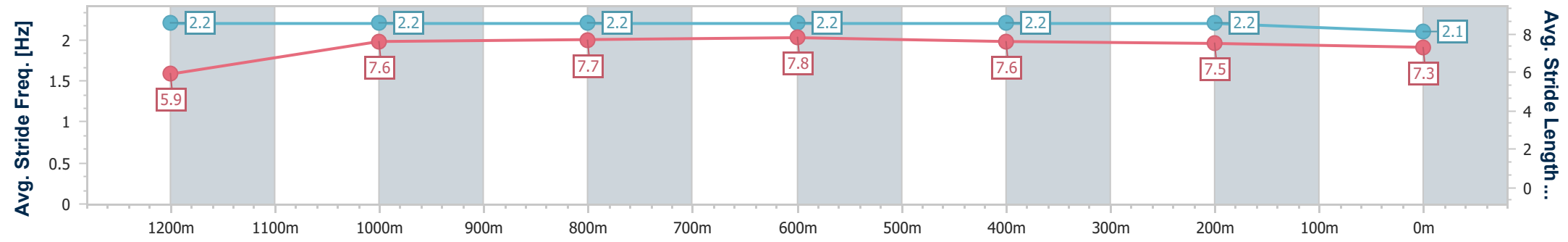
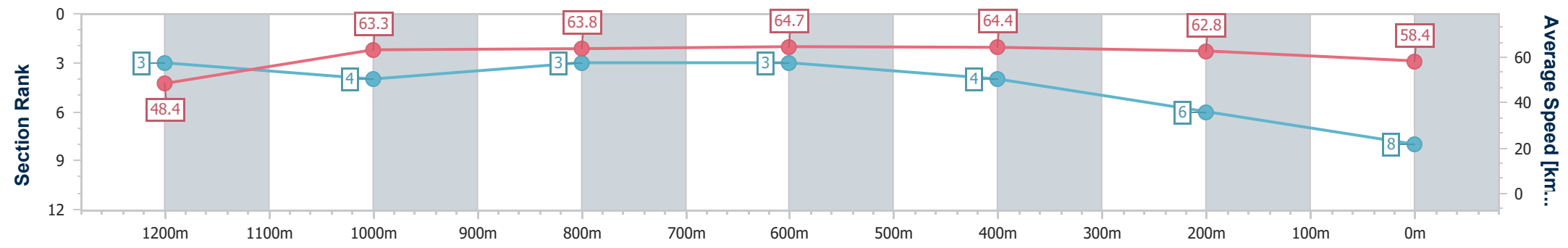
Horse/Jockey Name	Outback Step
Final Rank	8
Fastest Section Time (Section)	0:11.27 (800m)
Top Speed [km/h] (Section)	65.1 (600m)
Race State	Finished



Townsville QLD Professional
 Race 7: MITAVITE Class 3 Plate - 1400m
 05 December 2024 - 16:50
 Track Rating: Soft 6, Weather: Overcast, Rail Position: +6m 1000m-
 W/Post; +2m Remainder



Section	Overall	1200m	1000m	800m	600m	400m	200m
Section Times	1:24.03 [8] (0:14.89)	1:09.14 [3] (0:11.36)	0:57.78 [4] (0:11.28)	0:46.50 [3] (0:11.27)	0:35.23 [3] (0:11.37)	0:23.86 [4] (0:11.51)	0:12.35 [6] (0:12.35)
Average Speed [km/h]	48.4	63.3	63.8	64.7	64.4	62.8	58.4
Top Speed [km/h]	64.1	64.3	64.9	65.0	65.1	64.0	60.6
Avg. Dist. to Rail [m]	4.1	0.7	0.9	2.6	3.4	3.9	4.3
Avg. Stride Freq. [Hz]	2.2	2.2	2.2	2.2	2.2	2.2	2.1
Avg. Stride Length [m]	5.9	7.6	7.7	7.8	7.6	7.5	7.3



- [] Ranking at each section and finish
- .-.- No data available at this section
- NA No data available



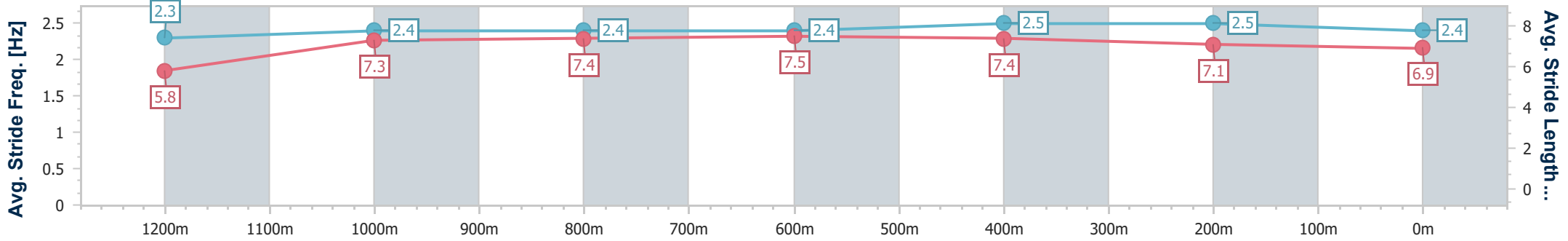
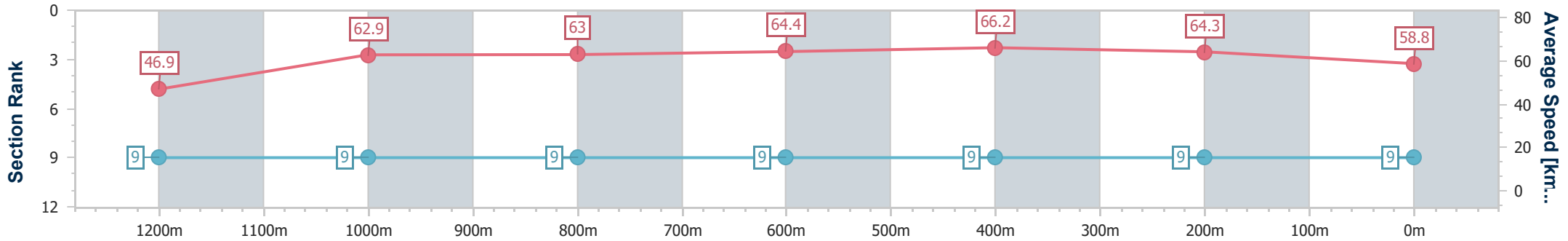
Horse/Jockey Name	She's Rewarding
Final Rank	9
Fastest Section Time (Section)	0:11.05 (600m)
Top Speed [km/h] (Section)	68.4 (600m)
Race State	Finished



Townsville QLD Professional
Race 7: MITAVITE Class 3 Plate - 1400m
 05 December 2024 - 16:50
 Track Rating: Soft 6, Weather: Overcast, Rail Position: +6m 1000m-
 W/Post; +2m Remainder



Section	Overall	1200m	1000m	800m	600m	400m	200m
Section Times	1:24.10 [9] (0:15.35)	1:08.75 [9] (0:11.45)	0:57.30 [9] (0:11.42)	0:45.88 [9] (0:11.27)	0:34.61 [9] (0:11.05)	0:23.56 [9] (0:11.29)	0:12.27 [9] (0:12.27)
Average Speed [km/h]	46.9	62.9	63.0	64.4	66.2	64.3	58.8
Top Speed [km/h]	63.8	64.0	64.4	66.2	68.4	65.6	61.7
Avg. Dist. to Rail [m]	4.8	0.3	0.8	1.6	3.0	6.7	9.4
Avg. Stride Freq. [Hz]	2.3	2.4	2.4	2.4	2.5	2.5	2.4
Avg. Stride Length [m]	5.8	7.3	7.4	7.5	7.4	7.1	6.9



- [] Ranking at each section and finish
- .-.- No data available at this section
- NA No data available