



Doomben QLD Professional

Race 5: NUTURF BENCHMARK 65 Handicap - 1660m

06 December 2024 - 16:02



BRISBANE
RACING CLUB

Track Rating: Soft 7, Weather: Fine, Rail Position: +10m Entire

Section														
Field Times	Overall	1400m	1200m	1000m	800m	600m	400m	Last 600m						
	1:42.60 (0:17.95)	1:24.65 (0:12.06)	1:12.59 (0:11.85)	1:00.74 (0:12.32)	0:48.42 (0:12.43)	0:35.99 (0:12.05)	0:23.94 (0:11.58)	0:35.99						
Rank	TAB	Horse/Jockey	Barrier	Top Speed [km/h]	Fastest Section									Distance Travelled [m]
1	4	PLEADEEL Tahlia Fenlon	3	64.7 400m	0:11.40 400m	1:42.60 [1] (0:18.49)	1:24.11 [5] (0:12.08)	1:12.03 [6] (0:11.85)	1:00.18 [6] (0:12.44)	0:47.74 [6] (0:12.30)	0:35.44 [5] (0:11.72)	0:23.72 [4] (0:11.40)	0:35.44	
2	1	EXPECTANT Georgina Cartwright	4	65.1 400m	0:11.44 400m	1:42.61 [2] (0:18.38)	1:24.23 [4] (0:12.04)	1:12.19 [5] (0:11.91)	1:00.28 [5] (0:12.50)	0:47.78 [5] (0:12.46)	0:35.32 [6] (0:11.63)	0:23.69 [5] (0:11.44)	0:35.32	+5
3	2	OUTBURST Emily Lang	5	64.0 400m	0:11.58 400m	1:42.82 [3] (0:18.17)	1:24.65 [2] (0:12.04)	1:12.61 [2] (0:11.92)	1:00.69 [3] (0:12.46)	0:48.23 [4] (0:12.43)	0:35.80 [4] (0:11.64)	0:24.16 [1] (0:11.58)	0:35.80	+5
4	6	SAXINOUE Ryan Maloney	6	62.5 400m	0:11.66 400m	1:43.16 [4] (0:17.95)	1:25.21 [1] (0:12.06)	1:13.15 [1] (0:11.85)	1:01.30 [1] (0:12.32)	0:48.98 [1] (0:12.43)	0:36.55 [1] (0:12.08)	0:24.47 [2] (0:11.66)	0:36.55	-5
5	10	KIRRAGIRL Andrew Mallyon	2	64.1 400m	0:11.53 400m	1:43.45 [5] (0:18.24)	1:25.21 [3] (0:12.05)	1:13.16 [4] (0:11.87)	1:01.29 [4] (0:12.42)	0:48.87 [3] (0:12.38)	0:36.49 [3] (0:11.86)	0:24.63 [3] (0:11.53)	0:36.49	+0
6	9	MAGIC GAME Justin Stanley	1	62.9 600m	0:11.76 600m	1:43.57 [6] (0:18.67)	1:24.90 [7] (0:12.05)	1:12.85 [7] (0:11.83)	1:01.02 [7] (0:12.45)	0:48.57 [7] (0:12.35)	0:36.22 [7] (0:11.76)	0:24.46 [7] (0:11.88)	0:36.22	+4
7	7	AUTORA James Orman	7	64.8 1400m	0:11.72 1200m	1:45.95 [7] (0:18.51)	1:27.44 [6] (0:11.75)	1:15.69 [3] (0:11.72)	1:03.97 [2] (0:12.42)	0:51.55 [2] (0:12.46)	0:39.09 [2] (0:12.17)	0:26.92 [6] (0:12.24)	0:39.09	+2

Scratched: Damiani (#5), Powerful Eagle (#3), Reel Wild (#11), Aperitivo (#8)

[] Ranking at each section and finish
 -:-:- No data available at this section
 NA No data available

SCN Saddle cloth number
 DNF Did not finish
 DNT Did not track



Doomben QLD Professional

Race 5: NUTURF BENCHMARK 65 Handicap - 1660m

06 December 2024 - 16:02



BRISBANE
RACING CLUB

Track Rating: Soft 7, Weather: Fine, Rail Position: +10m Entire

Section							200m			Last 600m
Field Times							0:12.36			0:35.99
Rank	TAB	Horse/Jockey	Barrier	Top Speed [km/h]	Fastest Section	Margin				Distance Travelled [m]
1	4	PLEADEEL Tahlia Fenlon	3	64.7 400m	0:11.40 400m	0:12.32 [2] (0:12.32)	1:42.60		0:35.44	
2	1	EXPECTANT Georgina Cartwright	4	65.1 400m	0:11.44 400m	0:12.25 [5] (0:12.25)	0.03L		0:35.32	+5
3	2	OUTBURST Emily Lang	5	64.0 400m	0:11.58 400m	0:12.58 [1] (0:12.58)	1.28L		0:35.80	+5
4	6	SAXINOUE Ryan Maloney	6	62.5 400m	0:11.66 400m	0:12.81 [3] (0:12.81)	3.27L		0:36.55	-5
5	10	KIRRAGIRL Andrew Mallyon	2	64.1 400m	0:11.53 400m	0:13.10 [4] (0:13.10)	4.95L		0:36.49	+0
6	9	MAGIC GAME Justin Stanley	1	62.9 600m	0:11.76 600m	0:12.58 [6] (0:12.58)	5.69L		0:36.22	+4
7	7	AUTORA James Orman	7	64.8 1400m	0:11.72 1200m	0:14.68 [7] (0:14.68)	19.66L		0:39.09	+2

Scratched: Damiani (#5), Powerful Eagle (#3), Reel Wild (#11), Aperitivo (#8)



Horse/Jockey Name	Pleadeel
Final Rank	1
Fastest Section Time (Section)	0:11.40 (400m)
Top Speed [km/h] (Section)	64.7 (400m)
Race State	Finished



Doomben QLD Professional

Race 5: NUTURF BENCHMARK 65 Handicap - 1660m

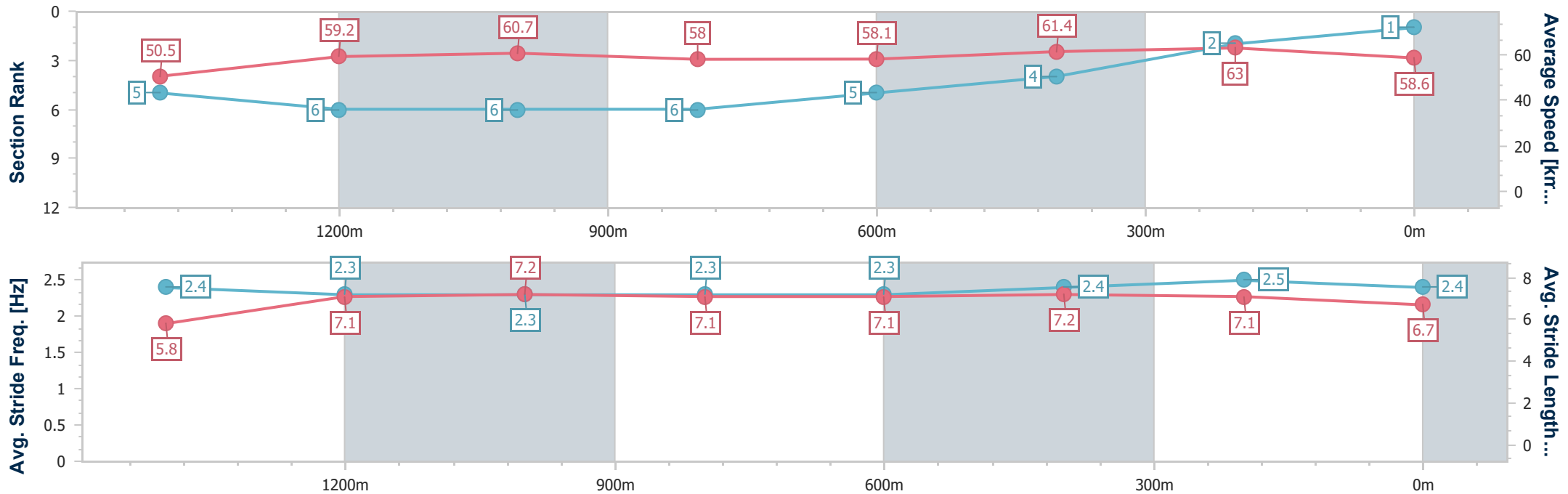
06 December 2024 - 16:02

Track Rating: Soft 7, Weather: Fine, Rail Position: +10m Entire



BRISBANE RACING CLUB

Section	Overall	1400m	1200m	1000m	800m	600m	400m	200m
Section Times	1:42.60 [1] (0:18.49)	1:24.11 [5] (0:12.08)	1:12.03 [6] (0:11.85)	1:00.18 [6] (0:12.44)	0:47.74 [6] (0:12.30)	0:35.44 [5] (0:11.72)	0:23.72 [4] (0:11.40)	0:12.32 [2] (0:12.32)
Average Speed [km/h]	50.5	59.2	60.7	58.0	58.1	61.4	63.0	58.6
Top Speed [km/h]	61.9	60.5	61.9	59.7	60.9	62.7	64.7	61.8
Avg. Dist. to Rail [m]	0.9	1.5	0.4	0.3	0.7	0.6	0.6	1.3
Avg. Stride Freq. [Hz]	2.4	2.3	2.3	2.3	2.3	2.4	2.5	2.4
Avg. Stride Length [m]	5.8	7.1	7.2	7.1	7.1	7.2	7.1	6.7



- [] Ranking at each section and finish
- .-.- No data available at this section
- NA No data available



Horse/Jockey Name	Expectant
Final Rank	2
Fastest Section Time (Section)	0:11.44 (400m)
Top Speed [km/h] (Section)	65.1 (400m)
Race State	Finished



Doomben QLD Professional

Race 5: NUTURF BENCHMARK 65 Handicap - 1660m

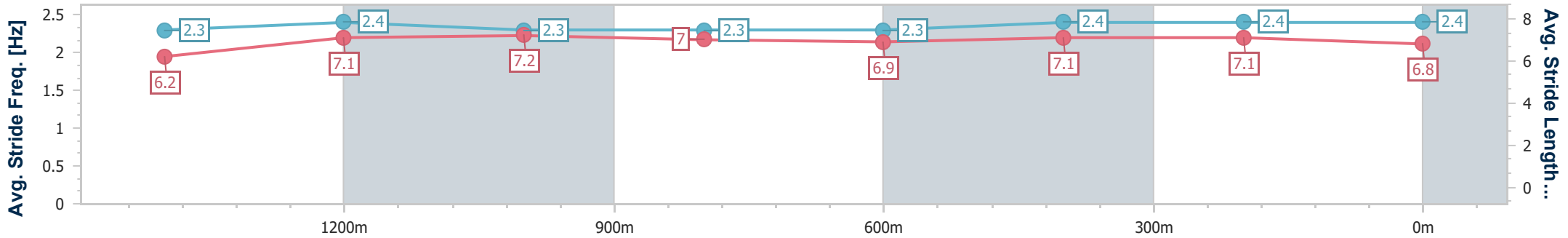
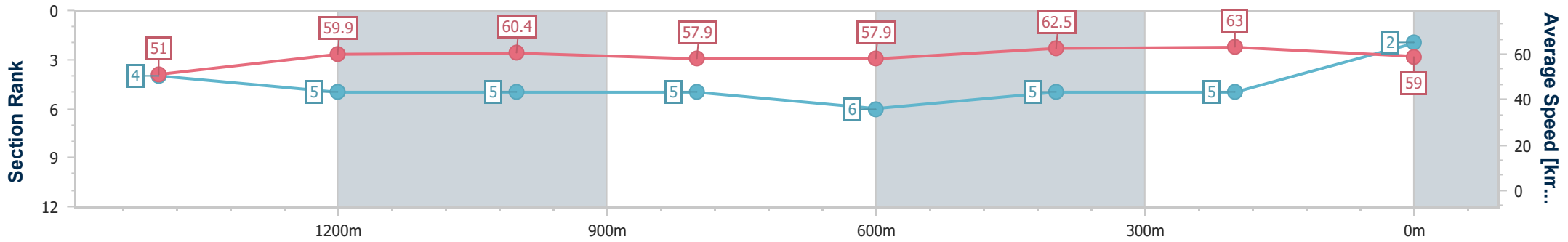
06 December 2024 - 16:02

Track Rating: Soft 7, Weather: Fine, Rail Position: +10m Entire



BRISBANE RACING CLUB

Section	Overall	1400m	1200m	1000m	800m	600m	400m	200m
Section Times	1:42.61 [2] (0:18.38)	1:24.23 [4] (0:12.04)	1:12.19 [5] (0:11.91)	1:00.28 [5] (0:12.50)	0:47.78 [5] (0:12.46)	0:35.32 [6] (0:11.63)	0:23.69 [5] (0:11.44)	0:12.25 [5] (0:12.25)
Average Speed [km/h]	51.0	59.9	60.4	57.9	57.9	62.5	63.0	59.0
Top Speed [km/h]	61.7	60.7	61.4	58.7	60.5	63.3	65.1	61.8
Avg. Dist. to Rail [m]	0.6	0.8	1.1	1.2	0.8	1.1	2.3	3.4
Avg. Stride Freq. [Hz]	2.3	2.4	2.3	2.3	2.3	2.4	2.4	2.4
Avg. Stride Length [m]	6.2	7.1	7.2	7.0	6.9	7.1	7.1	6.8



- [] Ranking at each section and finish
- .-.- No data available at this section
- NA No data available



Horse/Jockey Name	Outburst
Final Rank	3
Fastest Section Time (Section)	0:11.58 (400m)
Top Speed [km/h] (Section)	64.0 (400m)
Race State	Finished



Doomben QLD Professional

Race 5: NUTURF BENCHMARK 65 Handicap - 1660m

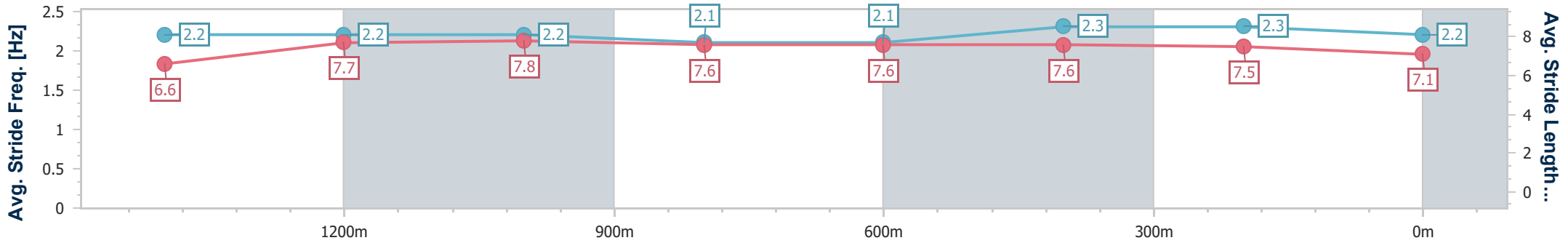
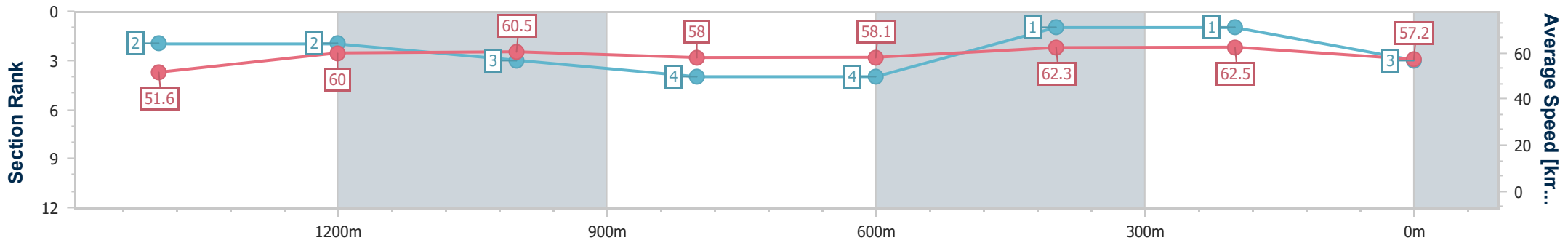
06 December 2024 - 16:02

Track Rating: Soft 7, Weather: Fine, Rail Position: +10m Entire



BRISBANE RACING CLUB

Section	Overall	1400m	1200m	1000m	800m	600m	400m	200m
Section Times	1:42.82 [3] (0:18.17)	1:24.65 [2] (0:12.04)	1:12.61 [2] (0:11.92)	1:00.69 [3] (0:12.46)	0:48.23 [4] (0:12.43)	0:35.80 [4] (0:11.64)	0:24.16 [1] (0:11.58)	0:12.58 [1] (0:12.58)
Average Speed [km/h]	51.6	60.0	60.5	58.0	58.1	62.3	62.5	57.2
Top Speed [km/h]	61.5	61.3	61.2	59.0	61.1	63.3	64.0	60.5
Avg. Dist. to Rail [m]	0.7	1.1	1.5	1.9	0.9	1.3	1.7	2.9
Avg. Stride Freq. [Hz]	2.2	2.2	2.2	2.1	2.1	2.3	2.3	2.2
Avg. Stride Length [m]	6.6	7.7	7.8	7.6	7.6	7.6	7.5	7.1



- [] Ranking at each section and finish
- .-.- No data available at this section
- NA No data available



Horse/Jockey Name	Saxinoue
Final Rank	4
Fastest Section Time (Section)	0:11.66 (400m)
Top Speed [km/h] (Section)	62.5 (400m)
Race State	Finished



Doomben QLD Professional

Race 5: NUTURF BENCHMARK 65 Handicap - 1660m

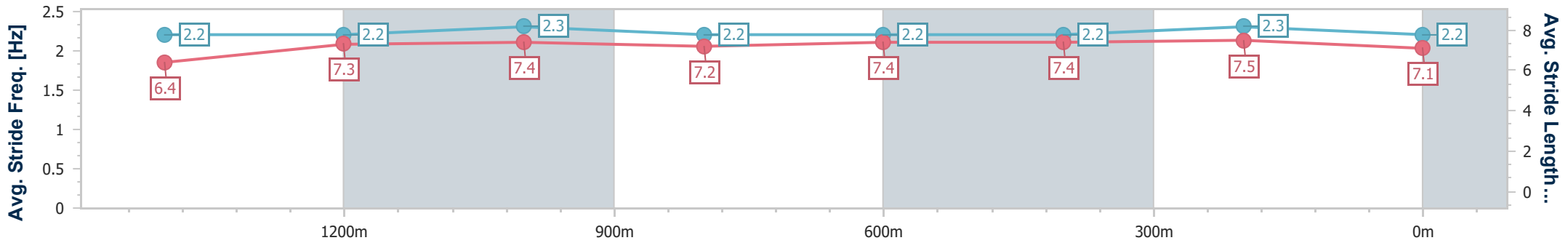
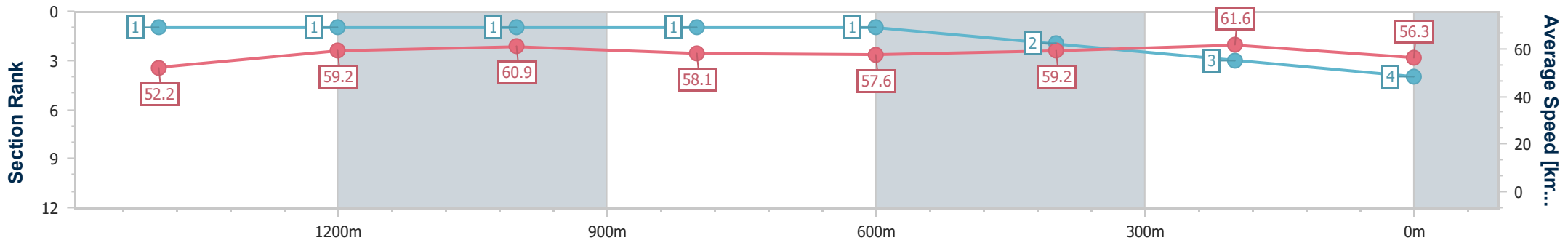
06 December 2024 - 16:02

Track Rating: Soft 7, Weather: Fine, Rail Position: +10m Entire



BRISBANE RACING CLUB

Section	Overall	1400m	1200m	1000m	800m	600m	400m	200m
Section Times	1:43.16 [4] (0:17.95)	1:25.21 [1] (0:12.06)	1:13.15 [1] (0:11.85)	1:01.30 [1] (0:12.32)	0:48.98 [1] (0:12.43)	0:36.55 [1] (0:12.08)	0:24.47 [2] (0:11.66)	0:12.81 [3] (0:12.81)
Average Speed [km/h]	52.2	59.2	60.9	58.1	57.6	59.2	61.6	56.3
Top Speed [km/h]	61.6	60.6	62.1	60.2	59.4	61.7	62.5	59.7
Avg. Dist. to Rail [m]	1.5	0.8	1.0	1.3	1.0	1.1	0.7	0.7
Avg. Stride Freq. [Hz]	2.2	2.2	2.3	2.2	2.2	2.2	2.3	2.2
Avg. Stride Length [m]	6.4	7.3	7.4	7.2	7.4	7.4	7.5	7.1



- [] Ranking at each section and finish
- .-.- No data available at this section
- NA No data available



Horse/Jockey Name	Kirragirl
Final Rank	5
Fastest Section Time (Section)	0:11.53 (400m)
Top Speed [km/h] (Section)	64.1 (400m)
Race State	Finished



Doomben QLD Professional

Race 5: NUTURF BENCHMARK 65 Handicap - 1660m

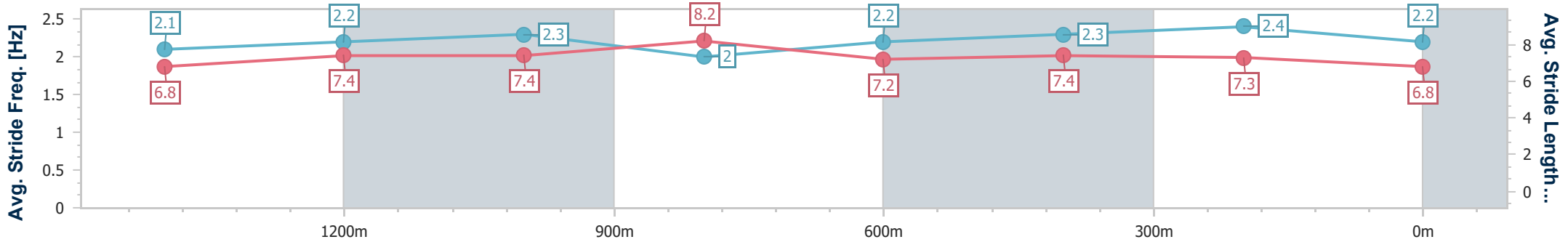
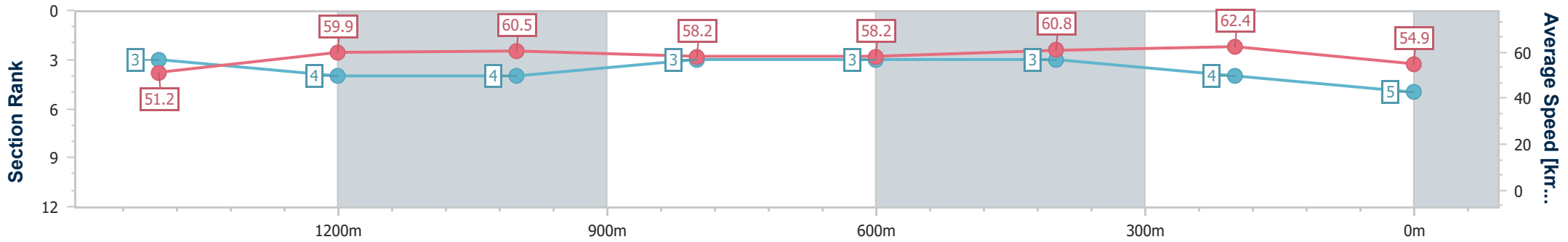
06 December 2024 - 16:02

Track Rating: Soft 7, Weather: Fine, Rail Position: +10m Entire



BRISBANE RACING CLUB

Section	Overall	1400m	1200m	1000m	800m	600m	400m	200m
Section Times	1:43.45 [5] (0:18.24)	1:25.21 [3] (0:12.05)	1:13.16 [4] (0:11.87)	1:01.29 [4] (0:12.42)	0:48.87 [3] (0:12.38)	0:36.49 [3] (0:11.86)	0:24.63 [3] (0:11.53)	0:13.10 [4]
Average Speed [km/h]	51.2	59.9	60.5	58.2	58.2	60.8	62.4	54.9
Top Speed [km/h]	60.9	60.7	61.4	59.2	60.3	62.8	64.1	60.3
Avg. Dist. to Rail [m]	1.1	0.3	0.4	0.7	0.3	0.4	0.3	0.9
Avg. Stride Freq. [Hz]	2.1	2.2	2.3	2.0	2.2	2.3	2.4	2.2
Avg. Stride Length [m]	6.8	7.4	7.4	8.2	7.2	7.4	7.3	6.8



- [] Ranking at each section and finish
- .-.- No data available at this section
- NA No data available



Horse/Jockey Name	Magic Game
Final Rank	6
Fastest Section Time (Section)	0:11.76 (600m)
Top Speed [km/h] (Section)	62.9 (600m)
Race State	Finished



Doomben QLD Professional

Race 5: NUTURF BENCHMARK 65 Handicap - 1660m

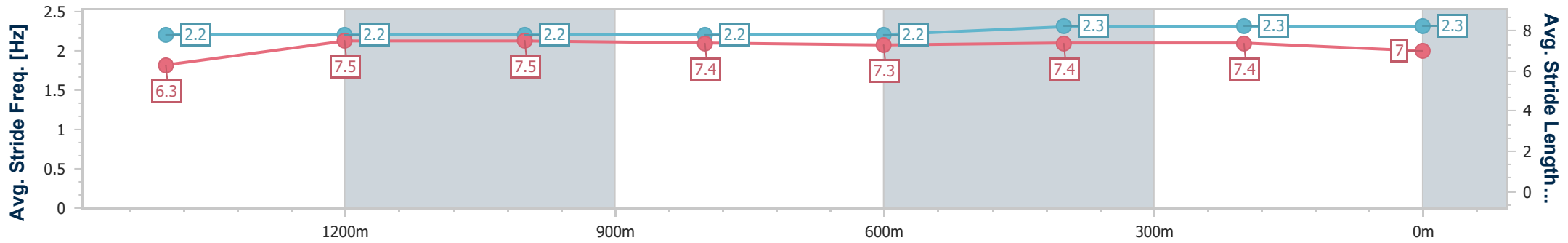
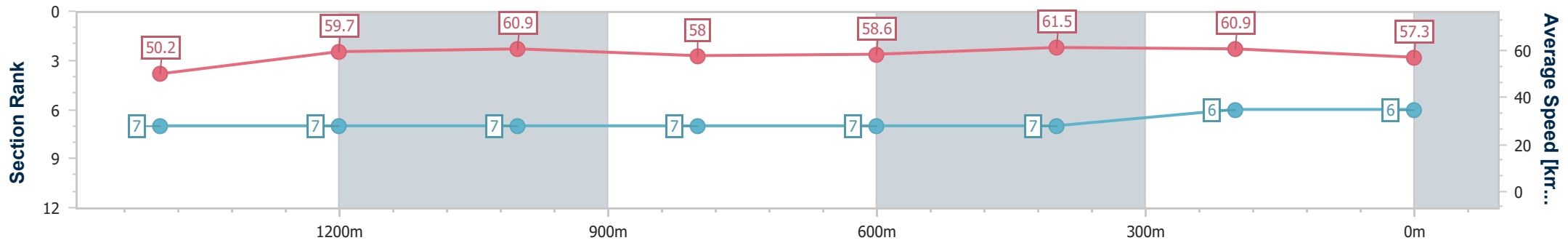
06 December 2024 - 16:02

Track Rating: Soft 7, Weather: Fine, Rail Position: +10m Entire



BRISBANE RACING CLUB

Section	Overall	1400m	1200m	1000m	800m	600m	400m	200m
Section Times	1:43.57 [6] (0:18.67)	1:24.90 [7] (0:12.05)	1:12.85 [7] (0:11.83)	1:01.02 [7] (0:12.45)	0:48.57 [7] (0:12.35)	0:36.22 [7] (0:11.76)	0:24.46 [7] (0:11.88)	0:12.58 [6] (0:12.58)
Average Speed [km/h]	50.2	59.7	60.9	58.0	58.6	61.5	60.9	57.3
Top Speed [km/h]	60.3	60.3	61.9	59.2	62.1	62.9	61.5	60.5
Avg. Dist. to Rail [m]	1.0	0.2	0.8	1.3	0.6	1.2	1.8	2.6
Avg. Stride Freq. [Hz]	2.2	2.2	2.2	2.2	2.2	2.3	2.3	2.3
Avg. Stride Length [m]	6.3	7.5	7.5	7.4	7.3	7.4	7.4	7.0



- [] Ranking at each section and finish
- .-.- No data available at this section
- NA No data available



Horse/Jockey Name	Autura
Final Rank	7
Fastest Section Time (Section)	0:11.72 (1200m)
Top Speed [km/h] (Section)	64.8 (1400m)
Race State	Finished



Doomben QLD Professional

Race 5: NUTURF BENCHMARK 65 Handicap - 1660m

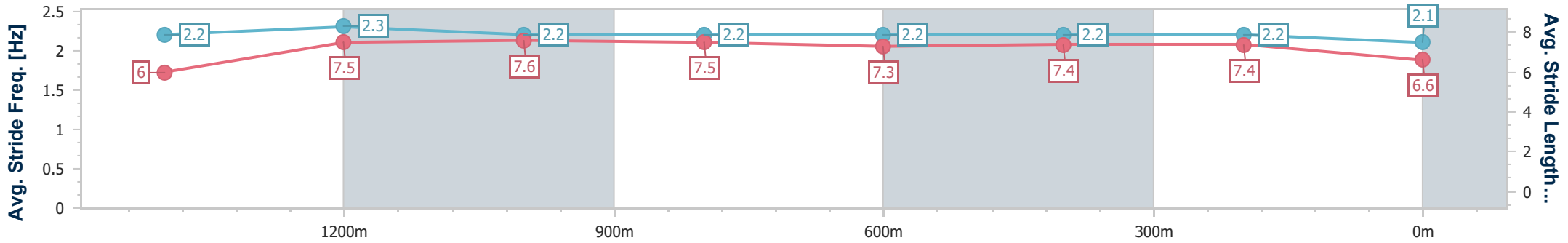
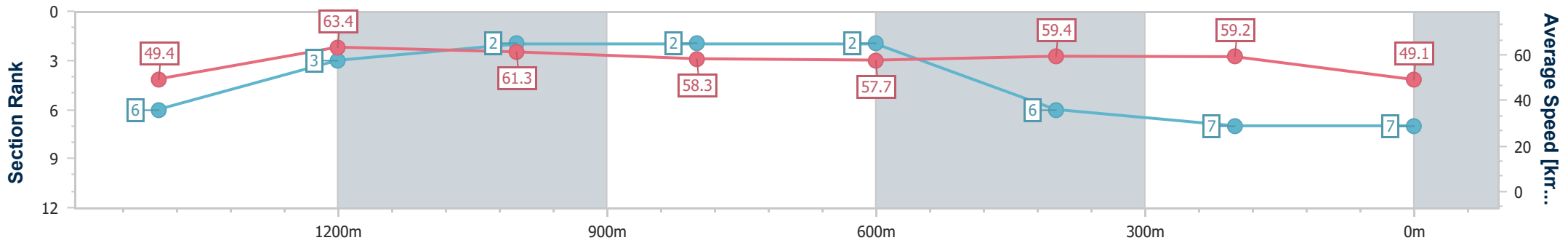
06 December 2024 - 16:02

Track Rating: Soft 7, Weather: Fine, Rail Position: +10m Entire



BRISBANE RACING CLUB

Section	Overall	1400m	1200m	1000m	800m	600m	400m	200m
Section Times	1:45.95 [7] (0:18.51)	1:27.44 [6] (0:11.75)	1:15.69 [3] (0:11.72)	1:03.97 [2] (0:12.42)	0:51.55 [2] (0:12.46)	0:39.09 [2] (0:12.17)	0:26.92 [6] (0:12.24)	0:14.68 [7] (0:14.68)
Average Speed [km/h]	49.4	63.4	61.3	58.3	57.7	59.4	59.2	49.1
Top Speed [km/h]	63.0	64.8	63.4	59.6	59.5	60.3	60.4	58.0
Avg. Dist. to Rail [m]	4.8	1.1	1.2	1.5	0.5	1.1	3.2	2.0
Avg. Stride Freq. [Hz]	2.2	2.3	2.2	2.2	2.2	2.2	2.2	2.1
Avg. Stride Length [m]	6.0	7.5	7.6	7.5	7.3	7.4	7.4	6.6



- [] Ranking at each section and finish
- .-.- No data available at this section
- NA No data available