



Eagle Farm QLD Professional
Race 1: PORTLAND SKY FIRST CROP YEARLINGS @ WIDDEN QTIS Two
-Year-Old Handicap - 1200m
07 December 2024 - 12:14



BRISBANE
RACING CLUB

Track Rating: Soft 5, Weather: Fine, Rail Position: True

Section		Overall	1000m	800m	600m	400m	200m	Last 600m					
Field Times		1:11.67 (0:13.08)	0:58.59 (0:11.29)	0:47.30 (0:11.62)	0:35.68 (0:11.75)	0:23.93 (0:11.54)	0:12.39 (0:12.39)	0:35.68					
Rank	TAB Horse/Jockey	Barrier	Top Speed [km/h]	Fastest Section							Margin	Distance Travelled [m]	
1	9 FORMULA ROSSA Angela Jones	7	68.8	0:11.19	1:11.67 [1] (0:13.19)	0:58.48 [2] (0:11.19)	0:47.29 [2] (0:11.62)	0:35.67 [2] (0:11.74)	0:23.93 [1] (0:11.56)	0:12.37 [2] (0:12.37)	1:11.67	0:35.67	
2	4 MORTAL HALO Jag Guthmann-Chester	3	66.7	0:11.32	1:11.72 [2] (0:13.36)	0:58.36 [4] (0:11.32)	0:47.04 [4] (0:11.57)	0:35.47 [3] (0:11.68)	0:23.79 [3] (0:11.35)	0:12.44 [1] (0:12.44)	0.3L	0:35.47	-2
3	10 ZOU ZOU JENNIKA Taylor Marshall	2	66.0	0:11.21	1:11.77 [3] (0:14.01)	0:57.76 [10] (0:11.50)	0:46.26 [10] (0:11.52)	0:34.74 [10] (0:11.65)	0:23.09 [11] (0:11.21)	0:11.88 [8] (0:11.88)	0.57L	0:34.74	-4
4	3 COOL ARCHIE Martin Harley	10	66.2	0:11.18	1:11.77 [4] (0:13.64)	0:58.13 [7] (0:11.46)	0:46.67 [7] (0:11.61)	0:35.06 [8] (0:11.72)	0:23.34 [6] (0:11.18)	0:12.16 [4] (0:12.16)	0.58L	0:35.06	-1
5	1 LOCKYER James Orman	11	66.3	0:11.11	1:11.96 [5] (0:14.11)	0:57.85 [11] (0:11.66)	0:46.19 [11] (0:11.36)	0:34.83 [11] (0:11.35)	0:23.48 [9] (0:11.11)	0:12.37 [3] (0:12.37)	1.72L	0:34.83	-3
6	5 MR DEMOCRAT Damien Thornton	9	65.6	0:11.24	1:12.06 [6] (0:13.84)	0:58.22 [9] (0:11.59)	0:46.63 [9] (0:11.49)	0:35.14 [9] (0:11.57)	0:23.57 [10] (0:11.24)	0:12.33 [6] (0:12.33)	2.32L	0:35.14	+1
7	6 WANNABE BRUTAL Emily Lang	1	66.4	0:11.33	1:12.27 [7] (0:13.33)	0:58.94 [3] (0:11.33)	0:47.61 [3] (0:11.64)	0:35.97 [4] (0:11.79)	0:24.18 [4] (0:11.63)	0:12.55 [5] (0:12.55)	3.55L	0:35.97	-4
8	11 LOVEBUG Bailey Wheeler	5	65.9	0:11.39	1:12.32 [8] (0:13.47)	0:58.85 [5] (0:11.39)	0:47.46 [5] (0:11.71)	0:35.75 [6] (0:11.80)	0:23.95 [5] (0:11.75)	0:12.20 [10] (0:12.20)	3.85L	0:35.75	-5
9	2 ASTERN EFFORT Cejay Graham	6	66.3	0:11.37	1:12.35 [9] (0:13.81)	0:58.54 [8] (0:11.37)	0:47.17 [8] (0:11.53)	0:35.64 [7] (0:11.77)	0:23.87 [8] (0:11.41)	0:12.46 [9] (0:12.46)	4.03L	0:35.64	-5
10	8 MEET GEORGE Samantha Collett	4	68.4	0:11.29	1:13.61 [10] (0:13.08)	1:00.53 [1] (0:11.29)	0:49.24 [1] (0:11.62)	0:37.62 [1] (0:11.87)	0:25.75 [2] (0:11.88)	0:13.87 [7] (0:13.87)	11.41L	0:37.62	-5

[] Ranking at each section and finish
 -:-:- No data available at this section
 NA No data available

SCN Saddle cloth number
 DNF Did not finish
 DNT Did not track



Horse/Jockey Name	Formula Rossa
Final Rank	1
Fastest Section Time (Section)	0:11.19 (1000m)
Top Speed [km/h] (Section)	68.8 (Overall)
Race State	Finished



Eagle Farm QLD Professional
 Race 1: PORTLAND SKY FIRST CROP YEARLINGS @ WIDDEN
 QTIS Two-Year-Old Handicap - 1200m

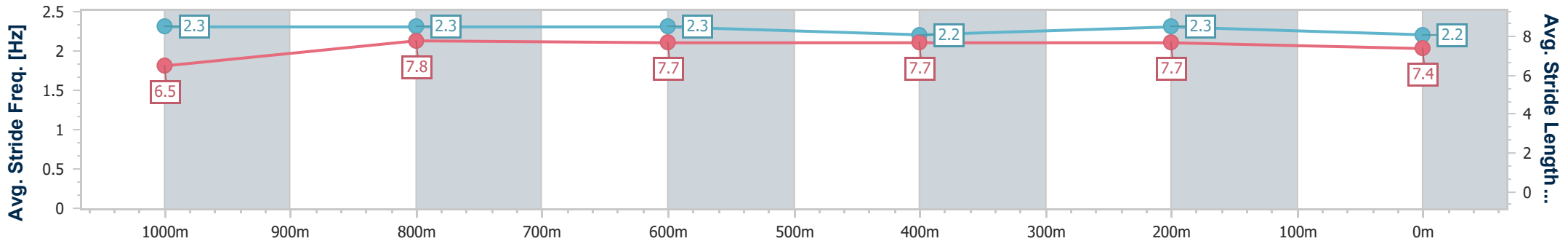
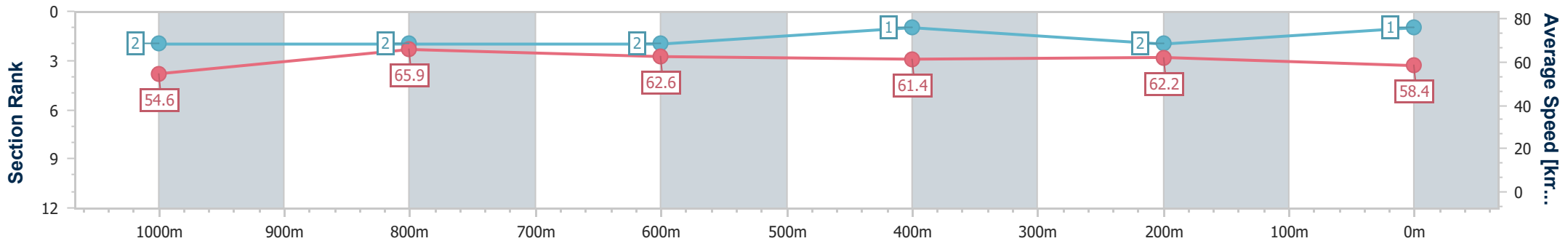


BRISBANE
 RACING CLUB

07 December 2024 - 12:14

Track Rating: Soft 5, Weather: Fine, Rail Position: True

Section	Overall	1000m	800m	600m	400m	200m
Section Times	1:11.67 [1] (0:13.19)	0:58.48 [2] (0:11.19)	0:47.29 [2] (0:11.62)	0:35.67 [2] (0:11.74)	0:23.93 [1] (0:11.56)	0:12.37 [2] (0:12.37)
Average Speed [km/h]	54.6	65.9	62.6	61.4	62.2	58.4
Top Speed [km/h]	68.8	68.3	63.4	62.3	62.8	62.0
Avg. Dist. to Rail [m]	4.5	4.0	2.9	0.5	2.8	3.6
Avg. Stride Freq. [Hz]	2.3	2.3	2.3	2.2	2.3	2.2
Avg. Stride Length [m]	6.5	7.8	7.7	7.7	7.7	7.4



- [] Ranking at each section and finish
- .-.- No data available at this section
- NA No data available



Horse/Jockey Name	Mortal Halo
Final Rank	2
Fastest Section Time (Section)	0:11.32 (1000m)
Top Speed [km/h] (Section)	66.7 (Overall)
Race State	Finished



Eagle Farm QLD Professional
 Race 1: PORTLAND SKY FIRST CROP YEARLINGS @ WIDDEN
 QTIS Two-Year-Old Handicap - 1200m

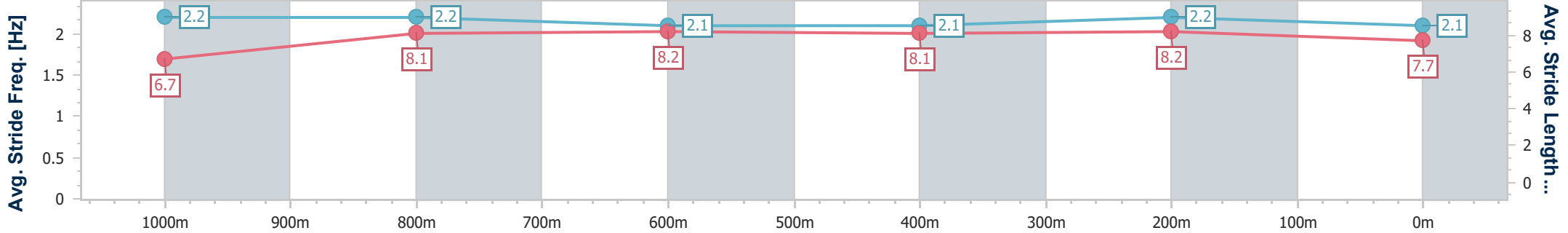
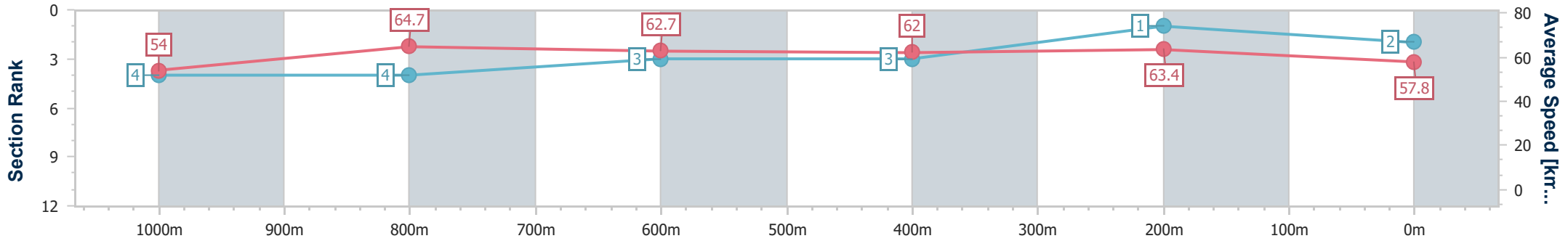


BRISBANE
 RACING CLUB

07 December 2024 - 12:14

Track Rating: Soft 5, Weather: Fine, Rail Position: True

Section	Overall	1000m	800m	600m	400m	200m
Section Times	1:11.72 [2] (0:13.36)	0:58.36 [4] (0:11.32)	0:47.04 [4] (0:11.57)	0:35.47 [3] (0:11.68)	0:23.79 [3] (0:11.35)	0:12.44 [1] (0:12.44)
Average Speed [km/h]	54.0	64.7	62.7	62.0	63.4	57.8
Top Speed [km/h]	66.7	66.3	63.5	64.2	64.3	61.7
Avg. Dist. to Rail [m]	2.4	3.0	1.8	1.2	4.6	4.8
Avg. Stride Freq. [Hz]	2.2	2.2	2.1	2.1	2.2	2.1
Avg. Stride Length [m]	6.7	8.1	8.2	8.1	8.2	7.7



- [] Ranking at each section and finish
- .-.- No data available at this section
- NA No data available



Horse/Jockey Name	Zou Zou Jennika
Final Rank	3
Fastest Section Time (Section)	0:11.21 (400m)
Top Speed [km/h] (Section)	66.0 (Overall)
Race State	Finished

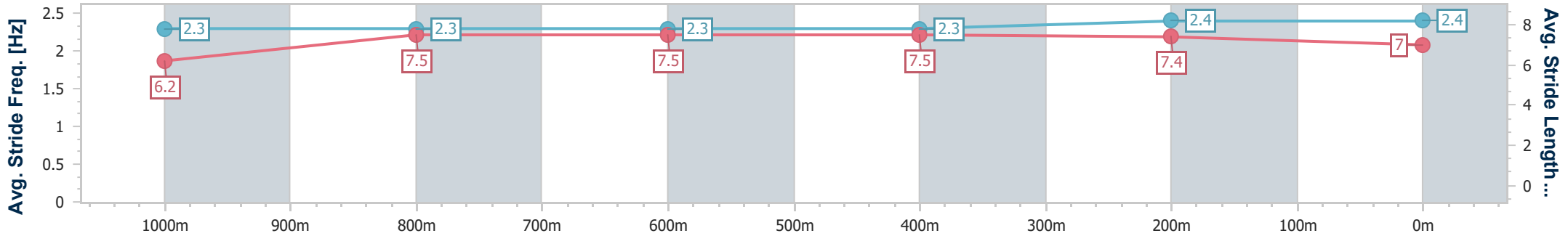
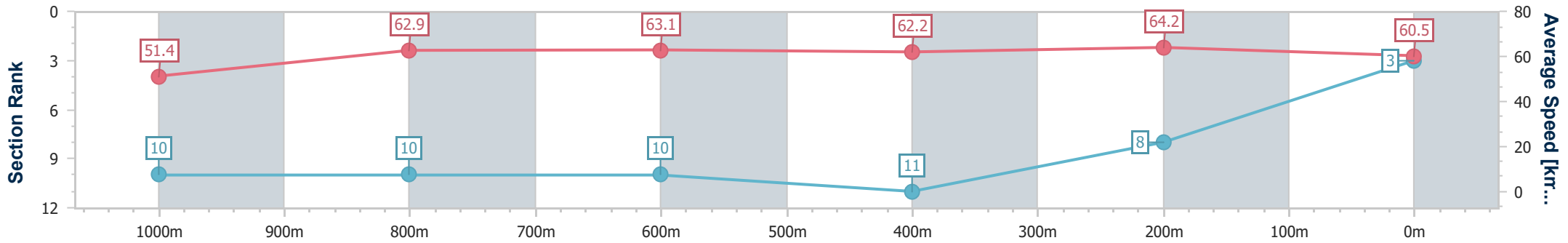


Eagle Farm QLD Professional
 Race 1: PORTLAND SKY FIRST CROP YEARLINGS @ WIDDEN
 QTIS Two-Year-Old Handicap - 1200m
 07 December 2024 - 12:14
 Track Rating: Soft 5, Weather: Fine, Rail Position: True



BRISBANE
 RACING CLUB

Section	Overall	1000m	800m	600m	400m	200m
Section Times	1:11.77 [3] (0:14.01)	0:57.76 [10] (0:11.50)	0:46.26 [10] (0:11.52)	0:34.74 [10] (0:11.65)	0:23.09 [11] (0:11.21)	0:11.88 [8] (0:11.88)
Average Speed [km/h]	51.4	62.9	63.1	62.2	64.2	60.5
Top Speed [km/h]	66.0	64.9	64.8	63.9	65.2	63.4
Avg. Dist. to Rail [m]	0.9	1.3	2.2	0.8	5.4	7.7
Avg. Stride Freq. [Hz]	2.3	2.3	2.3	2.3	2.4	2.4
Avg. Stride Length [m]	6.2	7.5	7.5	7.5	7.4	7.0



- [] Ranking at each section and finish
- .-.- No data available at this section
- NA No data available



Horse/Jockey Name	Cool Archie
Final Rank	4
Fastest Section Time (Section)	0:11.18 (400m)
Top Speed [km/h] (Section)	66.2 (1000m)
Race State	Finished

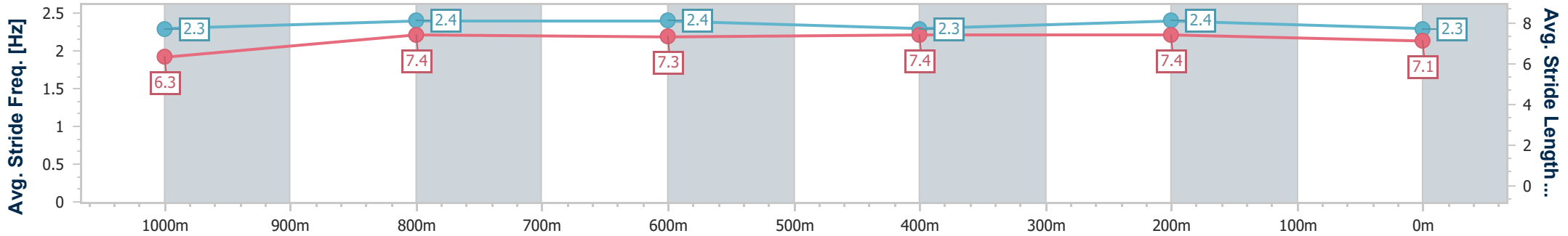
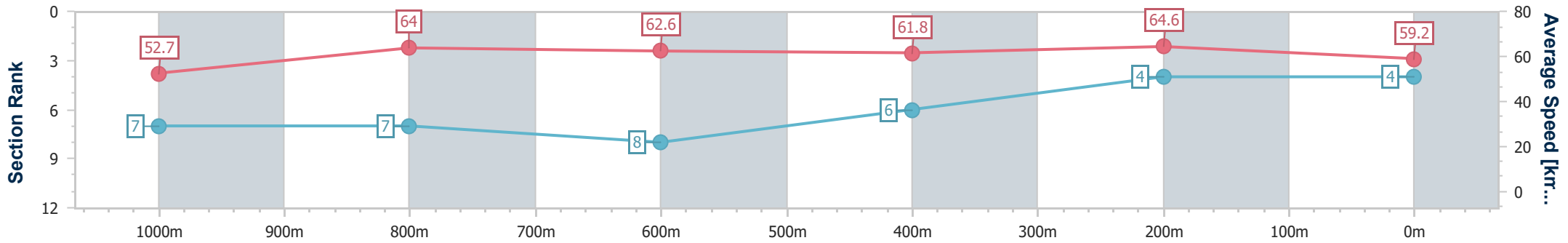


Eagle Farm QLD Professional
 Race 1: PORTLAND SKY FIRST CROP YEARLINGS @ WIDDEN
 QTIS Two-Year-Old Handicap - 1200m
 07 December 2024 - 12:14
 Track Rating: Soft 5, Weather: Fine, Rail Position: True



BRISBANE
RACING CLUB

Section	Overall	1000m	800m	600m	400m	200m
Section Times	1:11.77 [4] (0:13.64)	0:58.13 [7] (0:11.46)	0:46.67 [7] (0:11.61)	0:35.06 [8] (0:11.72)	0:23.34 [6] (0:11.18)	0:12.16 [4] (0:12.16)
Average Speed [km/h]	52.7	64.0	62.6	61.8	64.6	59.2
Top Speed [km/h]	65.4	66.2	64.8	64.2	65.4	63.1
Avg. Dist. to Rail [m]	7.2	3.1	2.6	1.2	4.4	2.9
Avg. Stride Freq. [Hz]	2.3	2.4	2.4	2.3	2.4	2.3
Avg. Stride Length [m]	6.3	7.4	7.3	7.4	7.4	7.1



- [] Ranking at each section and finish
- .-.- No data available at this section
- NA No data available



Horse/Jockey Name	Lockyer
Final Rank	5
Fastest Section Time (Section)	0:11.11 (400m)
Top Speed [km/h] (Section)	66.3 (400m)
Race State	Finished



Eagle Farm QLD Professional
Race 1: PORTLAND SKY FIRST CROP YEARLINGS @ WIDDEN
QTIS Two-Year-Old Handicap - 1200m

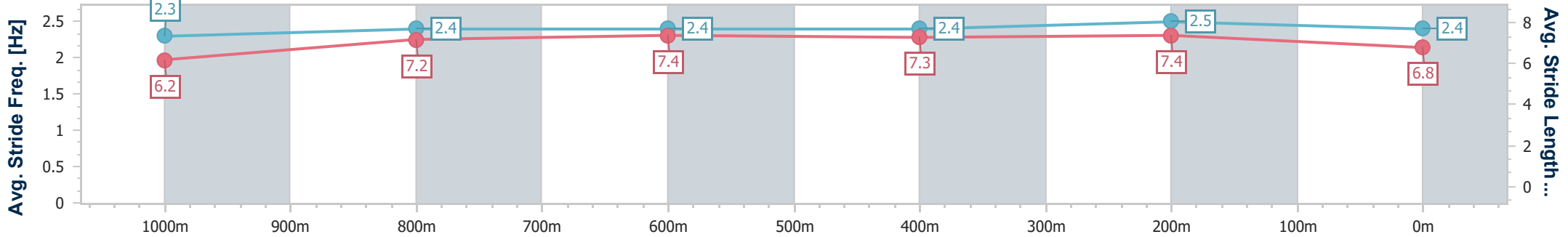
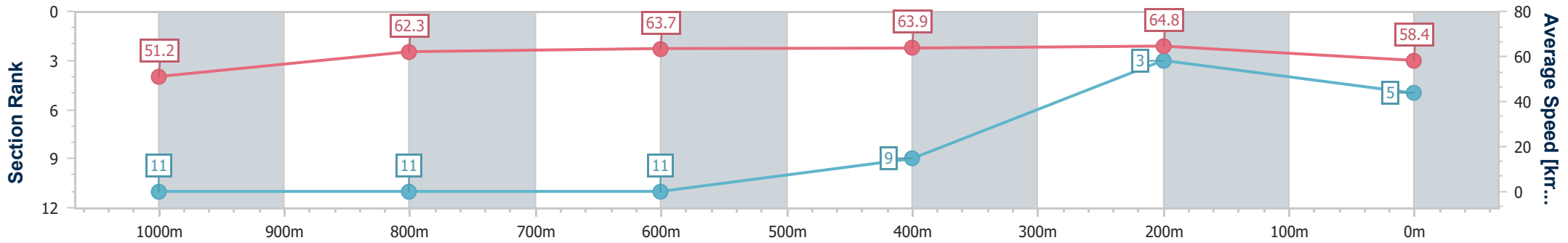


BRISBANE
RACING CLUB

07 December 2024 - 12:14

Track Rating: Soft 5, Weather: Fine, Rail Position: True

Section	Overall	1000m	800m	600m	400m	200m
Section Times	1:11.96 [5] (0:14.11)	0:57.85 [11] (0:11.66)	0:46.19 [11] (0:11.36)	0:34.83 [11] (0:11.35)	0:23.48 [9] (0:11.11)	0:12.37 [3] (0:12.37)
Average Speed [km/h]	51.2	62.3	63.7	63.9	64.8	58.4
Top Speed [km/h]	64.3	65.3	65.8	65.2	66.3	62.9
Avg. Dist. to Rail [m]	6.9	1.8	0.8	1.9	7.3	6.6
Avg. Stride Freq. [Hz]	2.3	2.4	2.4	2.4	2.5	2.4
Avg. Stride Length [m]	6.2	7.2	7.4	7.3	7.4	6.8



- [] Ranking at each section and finish
- .-.- No data available at this section
- NA No data available



Horse/Jockey Name	Mr Democrat
Final Rank	6
Fastest Section Time (Section)	0:11.24 (400m)
Top Speed [km/h] (Section)	65.6 (Overall)
Race State	Finished



Eagle Farm QLD Professional
 Race 1: PORTLAND SKY FIRST CROP YEARLINGS @ WIDDEN
 QTIS Two-Year-Old Handicap - 1200m

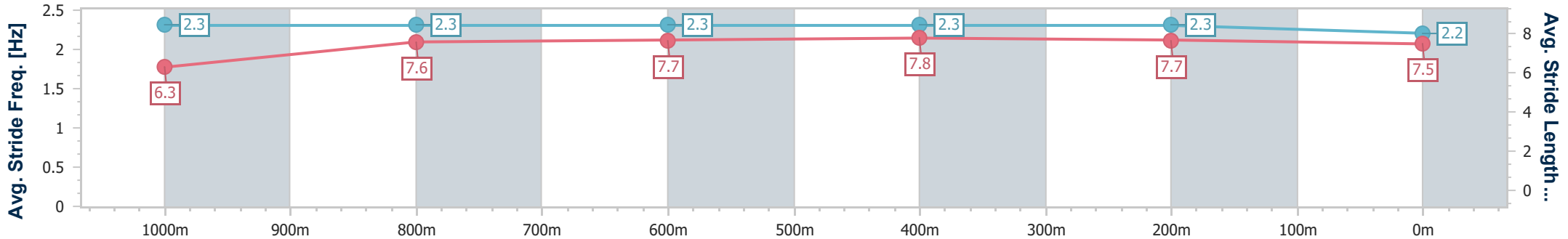
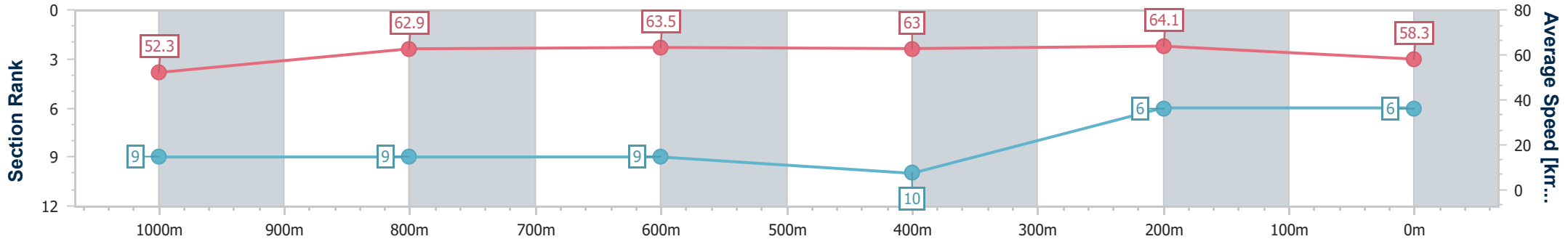


BRISBANE
 RACING CLUB

07 December 2024 - 12:14

Track Rating: Soft 5, Weather: Fine, Rail Position: True

Section	Overall	1000m	800m	600m	400m	200m
Section Times	1:12.06 [6] (0:13.84)	0:58.22 [9] (0:11.59)	0:46.63 [9] (0:11.49)	0:35.14 [9] (0:11.57)	0:23.57 [10] (0:11.24)	0:12.33 [6] (0:12.33)
Average Speed [km/h]	52.3	62.9	63.5	63.0	64.1	58.3
Top Speed [km/h]	65.6	65.1	65.6	64.6	65.4	62.3
Avg. Dist. to Rail [m]	6.3	2.6	3.2	2.5	6.5	4.5
Avg. Stride Freq. [Hz]	2.3	2.3	2.3	2.3	2.3	2.2
Avg. Stride Length [m]	6.3	7.6	7.7	7.8	7.7	7.5



- [] Ranking at each section and finish
- .-.- No data available at this section
- NA No data available



Horse/Jockey Name	Wannabe Brutal
Final Rank	7
Fastest Section Time (Section)	0:11.33 (1000m)
Top Speed [km/h] (Section)	66.4 (Overall)
Race State	Finished



Eagle Farm QLD Professional
 Race 1: PORTLAND SKY FIRST CROP YEARLINGS @ WIDDEN
 QTIS Two-Year-Old Handicap - 1200m

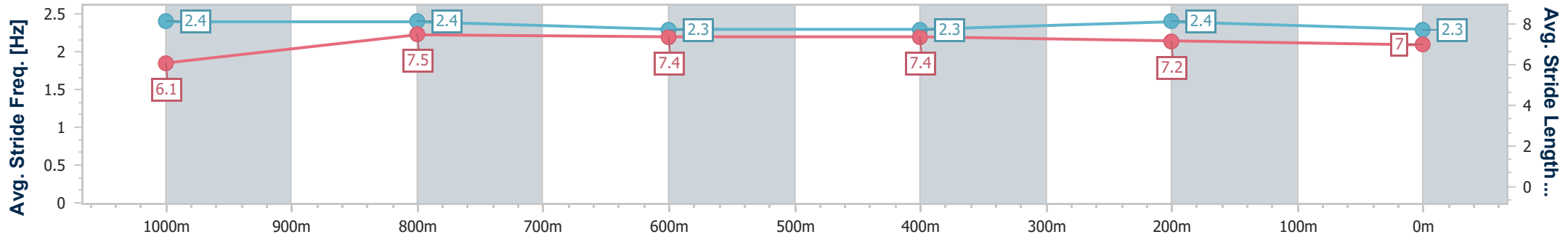
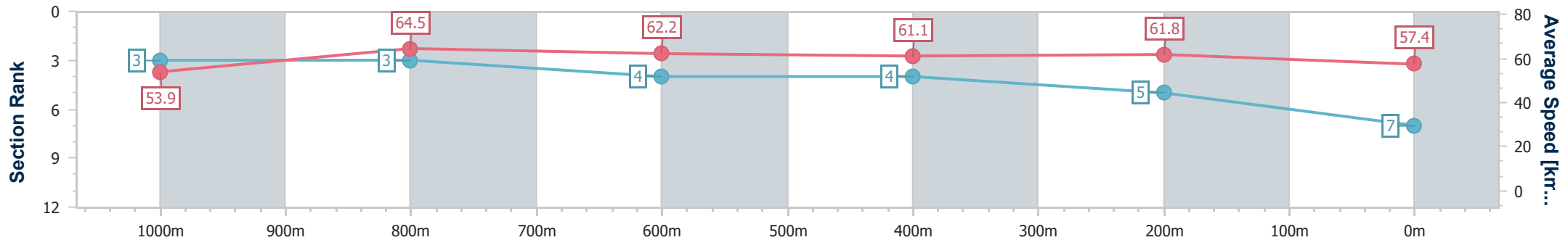


BRISBANE
 RACING CLUB

07 December 2024 - 12:14

Track Rating: Soft 5, Weather: Fine, Rail Position: True

Section	Overall	1000m	800m	600m	400m	200m
Section Times	1:12.27 [7] (0:13.33)	0:58.94 [3] (0:11.33)	0:47.61 [3] (0:11.64)	0:35.97 [4] (0:11.79)	0:24.18 [4] (0:11.63)	0:12.55 [5] (0:12.55)
Average Speed [km/h]	53.9	64.5	62.2	61.1	61.8	57.4
Top Speed [km/h]	66.4	65.9	63.3	61.6	62.4	61.1
Avg. Dist. to Rail [m]	1.3	2.0	1.9	0.5	1.5	0.6
Avg. Stride Freq. [Hz]	2.4	2.4	2.3	2.3	2.4	2.3
Avg. Stride Length [m]	6.1	7.5	7.4	7.4	7.2	7.0



- [] Ranking at each section and finish
- .-.- No data available at this section
- NA No data available



Horse/Jockey Name	Lovebug
Final Rank	8
Fastest Section Time (Section)	0:11.39 (1000m)
Top Speed [km/h] (Section)	65.9 (1000m)
Race State	Finished



Eagle Farm QLD Professional
 Race 1: PORTLAND SKY FIRST CROP YEARLINGS @ WIDDEN
 QTIS Two-Year-Old Handicap - 1200m

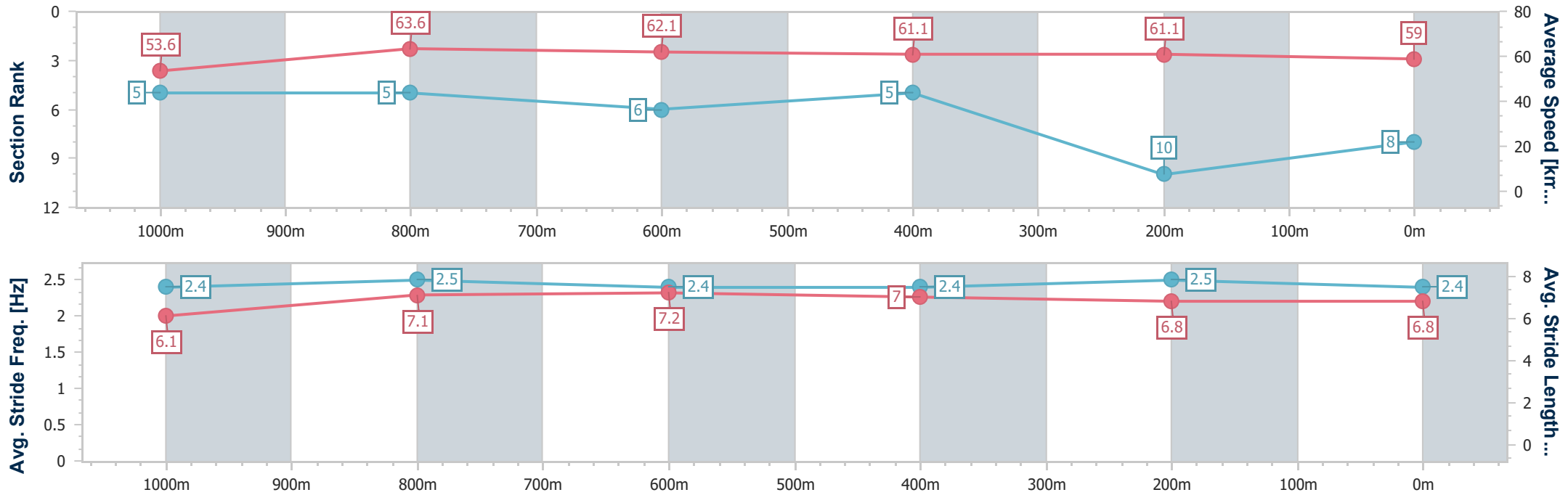


BRISBANE
 RACING CLUB

07 December 2024 - 12:14

Track Rating: Soft 5, Weather: Fine, Rail Position: True

Section	Overall	1000m	800m	600m	400m	200m
Section Times	1:12.32 [8] (0:13.47)	0:58.85 [5] (0:11.39)	0:47.46 [5] (0:11.71)	0:35.75 [6] (0:11.80)	0:23.95 [5] (0:11.75)	0:12.20 [10] (0:12.20)
Average Speed [km/h]	53.6	63.6	62.1	61.1	61.1	59.0
Top Speed [km/h]	65.3	65.9	63.6	63.3	61.9	61.5
Avg. Dist. to Rail [m]	3.2	1.7	1.5	0.3	2.2	2.2
Avg. Stride Freq. [Hz]	2.4	2.5	2.4	2.4	2.5	2.4
Avg. Stride Length [m]	6.1	7.1	7.2	7.0	6.8	6.8



- [] Ranking at each section and finish
- .-.- No data available at this section
- NA No data available



Horse/Jockey Name	Astern Effort
Final Rank	9
Fastest Section Time (Section)	0:11.37 (1000m)
Top Speed [km/h] (Section)	66.3 (Overall)
Race State	Finished



Eagle Farm QLD Professional
 Race 1: PORTLAND SKY FIRST CROP YEARLINGS @ WIDDEN
 QTIS Two-Year-Old Handicap - 1200m

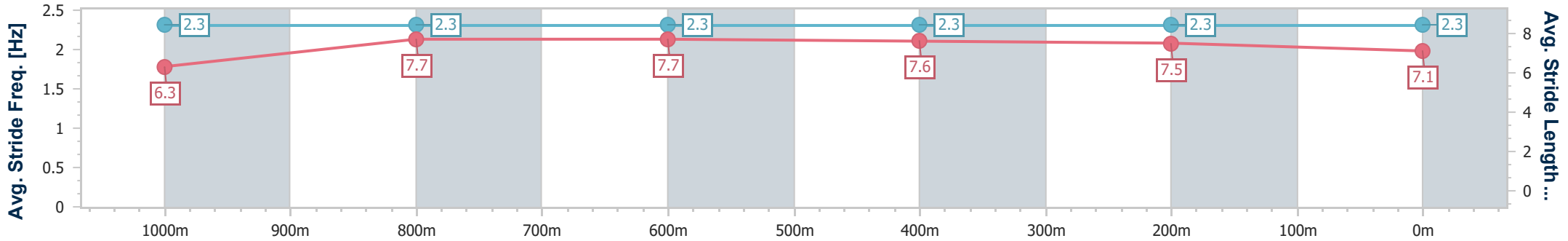
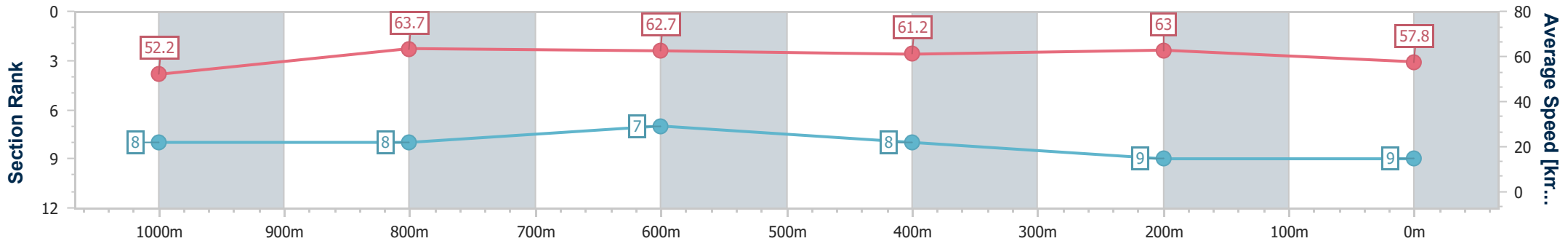


BRISBANE
 RACING CLUB

07 December 2024 - 12:14

Track Rating: Soft 5, Weather: Fine, Rail Position: True

Section	Overall	1000m	800m	600m	400m	200m
Section Times	1:12.35 [9] (0:13.81)	0:58.54 [8] (0:11.37)	0:47.17 [8] (0:11.53)	0:35.64 [7] (0:11.77)	0:23.87 [8] (0:11.41)	0:12.46 [9] (0:12.46)
Average Speed [km/h]	52.2	63.7	62.7	61.2	63.0	57.8
Top Speed [km/h]	66.3	65.6	64.9	62.0	64.1	61.3
Avg. Dist. to Rail [m]	3.2	1.0	1.0	0.3	1.0	0.3
Avg. Stride Freq. [Hz]	2.3	2.3	2.3	2.3	2.3	2.3
Avg. Stride Length [m]	6.3	7.7	7.7	7.6	7.5	7.1



- [] Ranking at each section and finish
- .-.- No data available at this section
- NA No data available



Horse/Jockey Name	Meet George
Final Rank	10
Fastest Section Time (Section)	0:11.29 (1000m)
Top Speed [km/h] (Section)	68.4 (Overall)
Race State	Finished



Eagle Farm QLD Professional
 Race 1: PORTLAND SKY FIRST CROP YEARLINGS @ WIDDEN
 QTIS Two-Year-Old Handicap - 1200m

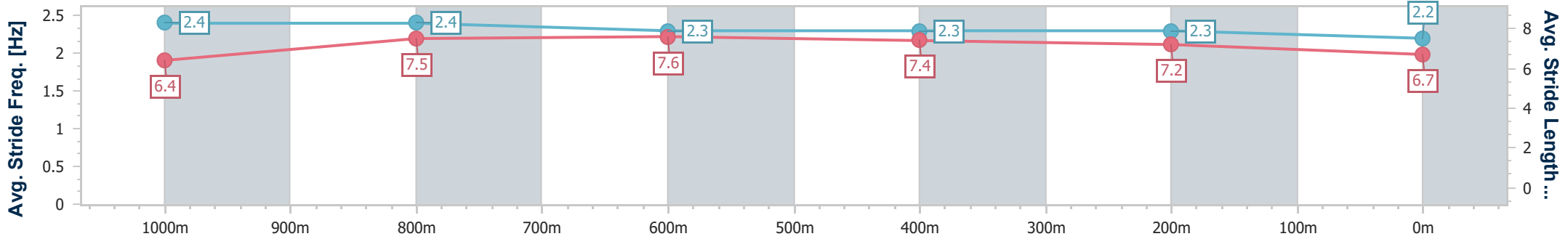
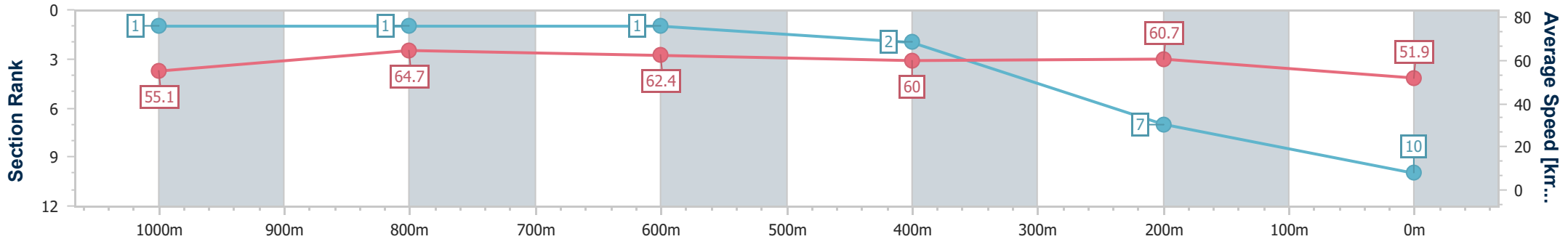


BRISBANE
 RACING CLUB

07 December 2024 - 12:14

Track Rating: Soft 5, Weather: Fine, Rail Position: True

Section	Overall	1000m	800m	600m	400m	200m
Section Times	1:13.61 [10] (0:13.08)	1:00.53 [1] (0:11.29)	0:49.24 [1] (0:11.62)	0:37.62 [1] (0:11.87)	0:25.75 [2] (0:11.88)	0:13.87 [7] (0:13.87)
Average Speed [km/h]	55.1	64.7	62.4	60.0	60.7	51.9
Top Speed [km/h]	68.4	67.7	63.2	61.8	62.9	56.8
Avg. Dist. to Rail [m]	2.8	2.8	1.1	1.7	1.1	0.8
Avg. Stride Freq. [Hz]	2.4	2.4	2.3	2.3	2.3	2.2
Avg. Stride Length [m]	6.4	7.5	7.6	7.4	7.2	6.7



- [] Ranking at each section and finish
- .-.-.- No data available at this section
- NA No data available



Horse/Jockey Name	Youmeanddupre
Final Rank	11
Fastest Section Time (Section)	0:11.28 (1000m)
Top Speed [km/h] (Section)	67.1 (Overall)
Race State	Finished



Eagle Farm QLD Professional
 Race 1: PORTLAND SKY FIRST CROP YEARLINGS @ WIDDEN
 QTIS Two-Year-Old Handicap - 1200m

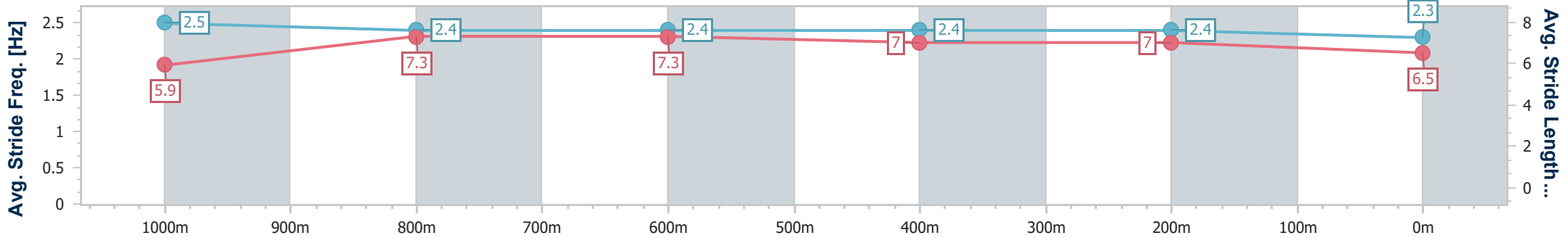
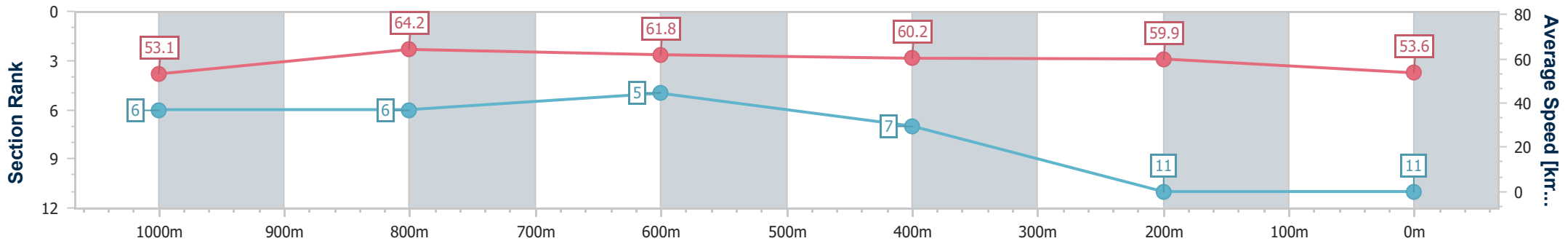


BRISBANE
 RACING CLUB

07 December 2024 - 12:14

Track Rating: Soft 5, Weather: Fine, Rail Position: True

Section	Overall	1000m	800m	600m	400m	200m
Section Times	1:13.86 [11] (0:13.60)	1:00.26 [6] (0:11.28)	0:48.98 [6] (0:11.65)	0:37.33 [5] (0:11.90)	0:25.43 [7] (0:12.04)	0:13.39 [11] (0:13.39)
Average Speed [km/h]	53.1	64.2	61.8	60.2	59.9	53.6
Top Speed [km/h]	67.1	65.9	63.0	61.7	61.1	57.3
Avg. Dist. to Rail [m]	4.1	1.2	0.8	1.5	2.2	1.2
Avg. Stride Freq. [Hz]	2.5	2.4	2.4	2.4	2.4	2.3
Avg. Stride Length [m]	5.9	7.3	7.3	7.0	7.0	6.5



- [] Ranking at each section and finish
- .-.- No data available at this section
- NA No data available