



Eagle Farm QLD Professional

Race 2: NOVA 106.9 BENCHMARK 70 Handicap - 1800m

07 December 2024 - 12:48



BRISBANE
RACING CLUB

Track Rating: Soft 5, Weather: Fine, Rail Position: True

Section		Overall	1600m	1400m	1200m	1000m	800m	600m	Last 600m					
Field Times		1:50.09 (0:14.12)	1:35.97 (0:11.38)	1:24.59 (0:11.81)	1:12.78 (0:12.50)	1:00.28 (0:12.69)	0:47.59 (0:12.38)	0:35.21 (0:11.86)	0:35.21					
Rank	TAB Horse/Jockey	Barrier	Top Speed [km/h]	Fastest Section										Distance Travelled [m]
1	9 INDY ROSE WARRIOR Michael Rodd	11	67.4 600m	0:10.97 400m	1:50.09 [1] (0:15.03)	1:35.06 [10] (0:12.07)	1:22.99 [11] (0:11.77)	1:11.22 [11] (0:12.32)	0:58.90 [11] (0:12.66)	0:46.24 [11] (0:12.33)	0:33.91 [11] (0:11.39)	0:33.91		
2	11 JEALOUS Mark Du Plessis	8	64.9 400m	0:11.23 400m	1:50.18 [2] (0:14.58)	1:35.60 [7] (0:11.78)	1:23.82 [7] (0:11.73)	1:12.09 [7] (0:12.46)	0:59.63 [7] (0:12.68)	0:46.95 [7] (0:12.30)	0:34.65 [7] (0:11.62)	0:34.65	-1	
3	5 THESECONDATPORTSEA Damien Thornton	9	66.0 600m	0:11.18 400m	1:50.49 [3] (0:14.87)	1:35.62 [9] (0:11.91)	1:23.71 [9] (0:11.79)	1:11.92 [9] (0:12.36)	0:59.56 [9] (0:12.61)	0:46.95 [10] (0:12.27)	0:34.68 [9] (0:11.66)	0:34.68	-4	
3	14 WHO ORDERED DAFISH Cejay Graham	7	65.9 400m	0:11.16 400m	1:50.49 [3] (0:14.51)	1:35.98 [6] (0:11.91)	1:24.07 [8] (0:11.80)	1:12.27 [8] (0:12.47)	0:59.80 [8] (0:12.66)	0:47.14 [8] (0:12.34)	0:34.80 [8] (0:11.58)	0:34.80	+1	
5	6 LUDOVISI James Orman	3	64.8 400m	0:11.37 400m	1:50.51 [5] (0:14.18)	1:36.33 [2] (0:11.54)	1:24.79 [3] (0:11.92)	1:12.87 [4] (0:12.51)	1:00.36 [4] (0:12.70)	0:47.66 [4] (0:12.33)	0:35.33 [4] (0:11.79)	0:35.33	-2	
6	4 READY AZZ EVA Vlad Duric	5	65.1 400m	0:11.29 400m	1:50.78 [6] (0:14.58)	1:36.20 [7] (0:11.67)	1:24.53 [5] (0:11.78)	1:12.75 [5] (0:12.42)	1:00.33 [5] (0:12.66)	0:47.67 [6] (0:12.24)	0:35.43 [6] (0:11.67)	0:35.43	-5	
7	15 PIREONTI Tahlia Fenlon	10	64.8 1600m	0:11.47 1600m	1:50.81 [7] (0:14.18)	1:36.63 [3] (0:11.47)	1:25.16 [2] (0:11.76)	1:13.40 [2] (0:12.54)	1:00.86 [2] (0:12.57)	0:48.29 [2] (0:12.36)	0:35.93 [1] (0:11.86)	0:35.93	+4	
8	7 MISS CHENERY Andrew Mallyon	1	63.6 400m	0:11.50 400m	1:51.31 [8] (0:14.44)	1:36.87 [5] (0:11.81)	1:25.06 [6] (0:11.79)	1:13.27 [6] (0:12.41)	1:00.86 [6] (0:12.51)	0:48.35 [5] (0:12.36)	0:35.99 [5] (0:11.78)	0:35.99	-14	
9	8 EL PENSADOR Kyle Wilson-Taylor	6	64.9 400m	0:11.32 400m	1:51.66 [9] (0:15.06)	1:36.60 [11] (0:11.80)	1:24.80 [10] (0:11.80)	1:13.00 [10] (0:12.35)	1:00.65 [10] (0:12.53)	0:48.12 [9] (0:12.32)	0:35.80 [10] (0:11.59)	0:35.80	-7	
10	1 CHERBOURG Jasper Franklin	4	65.2 1600m	0:11.38 1600m	1:51.67 [10] (0:14.12)	1:37.55 [1] (0:11.38)	1:26.17 [1] (0:11.81)	1:14.36 [1] (0:12.50)	1:01.86 [1] (0:12.69)	0:49.17 [1] (0:12.38)	0:36.79 [2] (0:11.98)	0:36.79	-5	

Scratched: Original Glaze (#3), Wanda's Outlaw (#13), Ichiban (#10), Outburst (#12)

[] Ranking at each section and finish
 -:-:- No data available at this section
 NA No data available

SCN Saddle cloth number
 DNF Did not finish
 DNT Did not track



Eagle Farm QLD Professional

Race 2: NOVA 106.9 BENCHMARK 70 Handicap - 1800m

07 December 2024 - 12:48



BRISBANE
RACING CLUB

Track Rating: Soft 5, Weather: Fine, Rail Position: True

Section	Overall	1600m	1400m	1200m	1000m	800m	600m	Last 600m
Field Times	1:50.09 (0:14.12)	1:35.97 (0:11.38)	1:24.59 (0:11.81)	1:12.78 (0:12.50)	1:00.28 (0:12.69)	0:47.59 (0:12.38)	0:35.21 (0:11.86)	0:35.21

Rank	TAB	Horse/Jockey	Barrier	Top Speed [km/h]	Fastest Section	Overall	1600m	1400m	1200m	1000m	800m	600m	Last 600m	Distance Travelled [m]
11	2	THE HUNGARIAN	2	64.8	0:11.56	1:52.14 [11]	1:37.88 [4]	1:26.32 [4]	1:14.55 [3]	1:02.05 [3]	0:49.48 [3]	0:37.18 [3]	0:37.18	-9
		Cody Collis		Overall	1600m	(0:14.26)	(0:11.56)	(0:11.77)	(0:12.50)	(0:12.57)	(0:12.30)	(0:12.13)		

Scratched: Original Glaze (#3), Wanda's Outlaw (#13), Ichiban (#10), Outburst (#12)

[] Ranking at each section and finish
 -:-:- No data available at this section
 NA No data available

SCN Saddle cloth number
 DNF Did not finish
 DNT Did not track



Eagle Farm QLD Professional

Race 2: NOVA 106.9 BENCHMARK 70 Handicap - 1800m

07 December 2024 - 12:48



BRISBANE
RACING CLUB

Track Rating: Soft 5, Weather: Fine, Rail Position: True

Section				400m	200m			Last 600m			
Field Times				0:23.35 (0:11.57)	0:11.78 (0:11.78)			0:35.21			
Rank	TAB	Horse/Jockey	Barrier	Top Speed [km/h]	Fastest Section	Margin				Distance Travelled [m]	
1	9	INDY ROSE WARRIOR Michael Rodd	11	67.4 600m	0:10.97 400m	0:22.52 [11] (0:10.97)	0:11.55 [6] (0:11.55)	1:50.09		0:33.91	
2	11	JEALOUS Mark Du Plessis	8	64.9 400m	0:11.23 400m	0:23.03 [7] (0:11.23)	0:11.80 [3] (0:11.80)	0.5L		0:34.65	-1
3	5	THESECONDATPORTSEA Damien Thornton	9	66.0 600m	0:11.18 400m	0:23.02 [10] (0:11.18)	0:11.84 [8] (0:11.84)	2.36L		0:34.68	-4
3	14	WHO ORDERED DAFISH Cejay Graham	7	65.9 400m	0:11.16 400m	0:23.22 [8] (0:11.16)	0:12.06 [4] (0:12.06)	2.36L		0:34.80	+1
5	6	LUDOVISI James Orman	3	64.8 400m	0:11.37 400m	0:23.54 [3] (0:11.37)	0:12.17 [2] (0:12.17)	2.46L		0:35.33	-2
6	4	READY AZZ EVA Vlad Duric	5	65.1 400m	0:11.29 400m	0:23.76 [4] (0:11.29)	0:12.47 [1] (0:12.47)	4.05L		0:35.43	-5
7	15	PIREONTI Tahlia Fenlon	10	64.8 1600m	0:11.47 1600m	0:24.07 [1] (0:11.71)	0:12.36 [5] (0:12.36)	4.23L		0:35.93	+4
8	7	MISS CHENERY Andrew Mallyon	1	63.6 400m	0:11.50 400m	0:24.21 [6] (0:11.50)	0:12.71 [7] (0:12.71)	7.15L		0:35.99	-14
9	8	EL PENSADOR Kyle Wilson-Taylor	6	64.9 400m	0:11.32 400m	0:24.21 [9] (0:11.32)	0:12.89 [10] (0:12.89)	9.24L		0:35.80	-7
10	1	CHERBOURG Jasper Franklin	4	65.2 1600m	0:11.38 1600m	0:24.81 [2] (0:11.90)	0:12.91 [9] (0:12.91)	9.3L		0:36.79	-5

Scratched: Original Glaze (#3), Wanda's Outlaw (#13), Ichiban (#10), Outburst (#12)

Report Created: Sat 7 December 2024 13:06 GMT+ (Note: Timing is based on position data)

Page 3/15

[] Ranking at each section and finish
 -:-:- No data available at this section
 NA No data available

SCN Saddle cloth number
 DNF Did not finish
 DNT Did not track

data processed by  TRIPLESDATA



Eagle Farm QLD Professional

Race 2: NOVA 106.9 BENCHMARK 70 Handicap - 1800m

07 December 2024 - 12:48



BRISBANE
RACING CLUB

Track Rating: Soft 5, Weather: Fine, Rail Position: True

Section	400m		200m		Last 600m					
Field Times	0:23.35	(0:11.57)	0:11.78	(0:11.78)	0:35.21					
Rank	TAB	Horse/Jockey	Barrier	Top Speed [km/h]	Fastest Section	Margin	Distance Travelled [m]			
11	2	THE HUNGARIAN	2	64.8	0:11.56	0:25.05 [5]	0:13.03 [11]	12.04L	0:37.18	-9
		Cody Collis		Overall	1600m	(0:12.02)	(0:13.03)			

Scratched: Original Glaze (#3), Wanda's Outlaw (#13), Ichiban (#10), Outburst (#12)

[] Ranking at each section and finish
 -:-:- No data available at this section
 NA No data available

SCN Saddle cloth number
 DNF Did not finish
 DNT Did not track



Horse/Jockey Name	Indy Rose Warrior
Final Rank	1
Fastest Section Time (Section)	0:10.97 (400m)
Top Speed [km/h] (Section)	67.4 (600m)
Race State	Finished

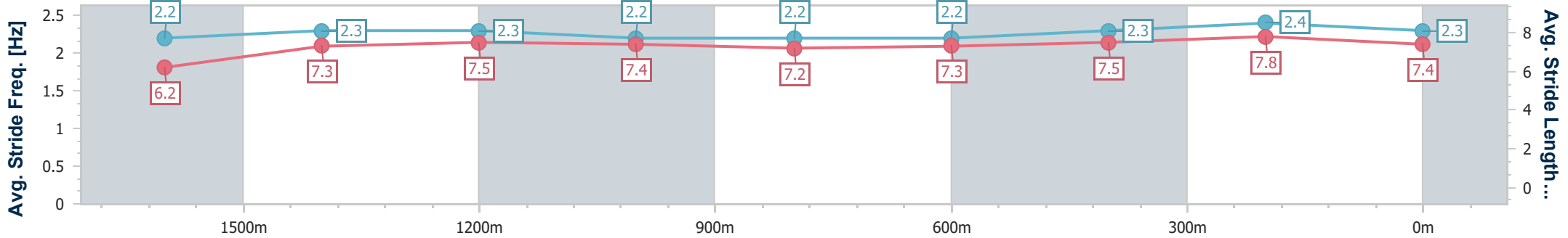
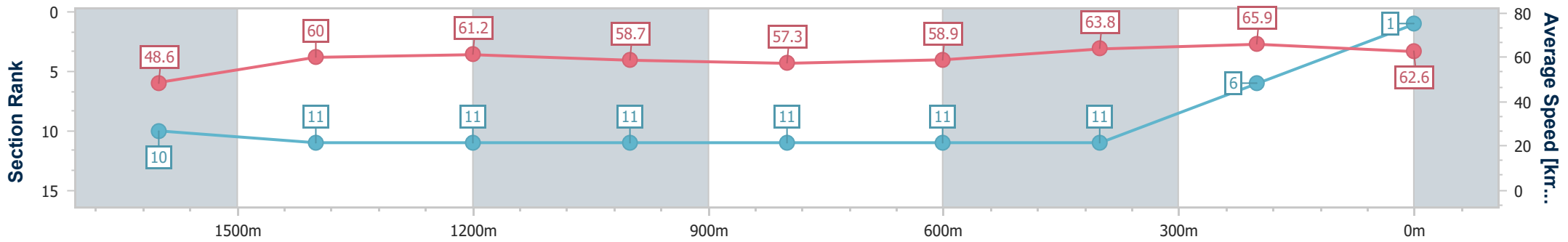


Eagle Farm QLD Professional
 Race 2: NOVA 106.9 BENCHMARK 70 Handicap - 1800m
 07 December 2024 - 12:48
 Track Rating: Soft 5, Weather: Fine, Rail Position: True



BRISBANE
RACING CLUB

Section	Overall	1600m	1400m	1200m	1000m	800m	600m	400m	200m
Section Times	1:50.09 [1] (0:15.03)	1:35.06 [10] (0:12.07)	1:22.99 [11] (0:11.77)	1:11.22 [11] (0:12.32)	0:58.90 [11] (0:12.66)	0:46.24 [11] (0:12.33)	0:33.91 [11] (0:11.39)	0:22.52 [11] (0:10.97)	0:11.55 [6] (0:11.55)
Average Speed [km/h]	48.6	60.0	61.2	58.7	57.3	58.9	63.8	65.9	62.6
Top Speed [km/h]	62.0	62.3	62.6	59.7	59.9	60.2	67.4	67.3	64.9
Avg. Dist. to Rail [m]	6.6	2.1	2.8	2.6	1.8	1.5	2.5	9.2	11.7
Avg. Stride Freq. [Hz]	2.2	2.3	2.3	2.2	2.2	2.2	2.3	2.4	2.3
Avg. Stride Length [m]	6.2	7.3	7.5	7.4	7.2	7.3	7.5	7.8	7.4



- [] Ranking at each section and finish
- .-.- No data available at this section
- NA No data available



Horse/Jockey Name	Jealous
Final Rank	2
Fastest Section Time (Section)	0:11.23 (400m)
Top Speed [km/h] (Section)	64.9 (400m)
Race State	Finished

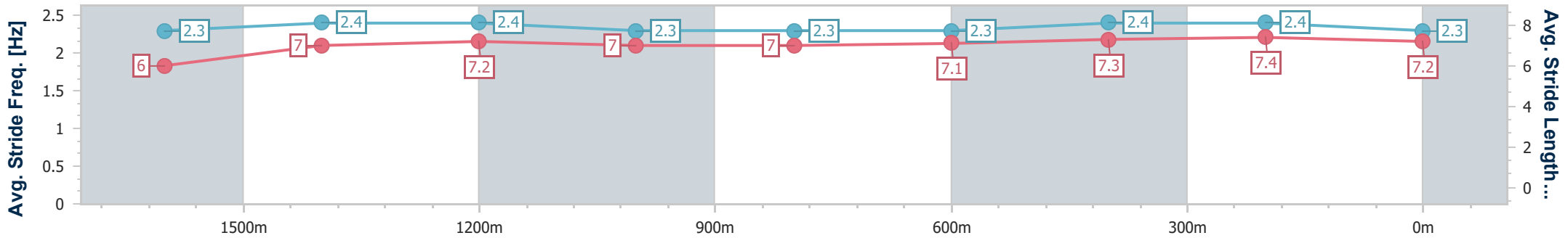
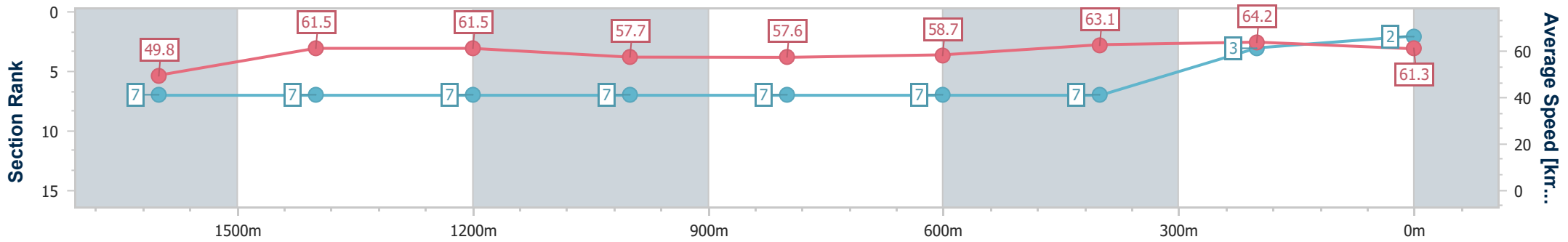


Eagle Farm QLD Professional
 Race 2: NOVA 106.9 BENCHMARK 70 Handicap - 1800m
 07 December 2024 - 12:48
 Track Rating: Soft 5, Weather: Fine, Rail Position: True



BRISBANE
RACING CLUB

Section	Overall	1600m	1400m	1200m	1000m	800m	600m	400m	200m
Section Times	1:50.18 [2] (0:14.58)	1:35.60 [7] (0:11.78)	1:23.82 [7] (0:11.73)	1:12.09 [7] (0:12.46)	0:59.63 [7] (0:12.68)	0:46.95 [7] (0:12.30)	0:34.65 [7] (0:11.62)	0:23.03 [7] (0:11.23)	0:11.80 [3] (0:11.80)
Average Speed [km/h]	49.8	61.5	61.5	57.7	57.6	58.7	63.1	64.2	61.3
Top Speed [km/h]	61.8	62.4	63.2	59.6	58.5	59.9	64.8	64.9	62.9
Avg. Dist. to Rail [m]	4.9	1.6	2.2	2.6	2.5	1.0	3.4	7.7	6.9
Avg. Stride Freq. [Hz]	2.3	2.4	2.4	2.3	2.3	2.3	2.4	2.4	2.3
Avg. Stride Length [m]	6.0	7.0	7.2	7.0	7.0	7.1	7.3	7.4	7.2



- [] Ranking at each section and finish
- .-.- No data available at this section
- NA No data available



Horse/Jockey Name	Thesecondatportsea
Final Rank	3
Fastest Section Time (Section)	0:11.18 (400m)
Top Speed [km/h] (Section)	66.0 (600m)
Race State	Finished

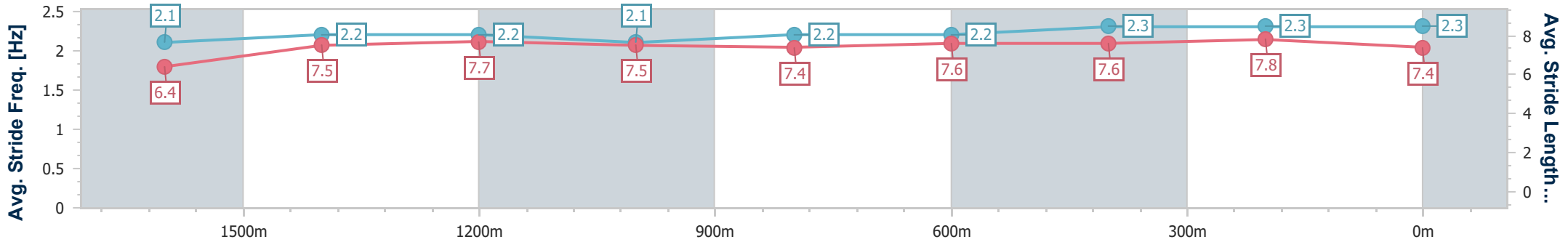
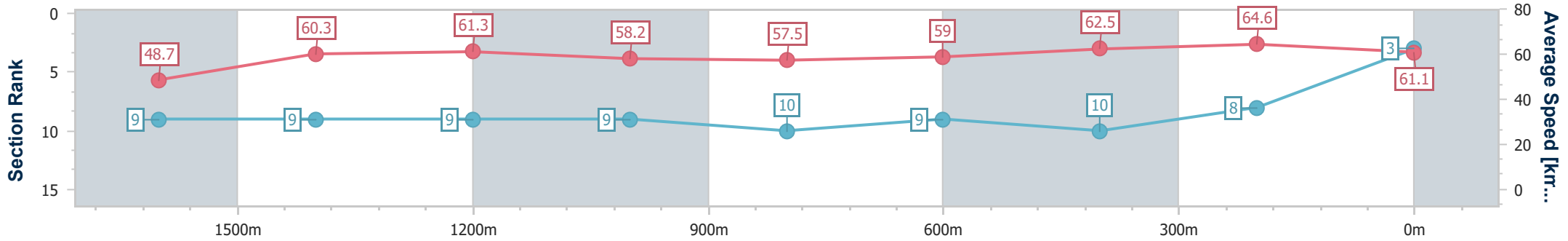


Eagle Farm QLD Professional
 Race 2: NOVA 106.9 BENCHMARK 70 Handicap - 1800m
 07 December 2024 - 12:48
 Track Rating: Soft 5, Weather: Fine, Rail Position: True



BRISBANE
RACING CLUB

Section	Overall	1600m	1400m	1200m	1000m	800m	600m	400m	200m
Section Times	1:50.49 [3] (0:14.87)	1:35.62 [9] (0:11.91)	1:23.71 [9] (0:11.79)	1:11.92 [9] (0:12.36)	0:59.56 [9] (0:12.61)	0:46.95 [10] (0:12.27)	0:34.68 [9] (0:11.66)	0:23.02 [10] (0:11.18)	0:11.84 [8] (0:11.84)
Average Speed [km/h]	48.7	60.3	61.3	58.2	57.5	59.0	62.5	64.6	61.1
Top Speed [km/h]	61.5	61.9	62.4	59.3	59.9	59.7	66.0	65.7	62.9
Avg. Dist. to Rail [m]	5.3	0.3	0.5	1.2	1.1	1.0	3.1	8.8	11.6
Avg. Stride Freq. [Hz]	2.1	2.2	2.2	2.1	2.2	2.2	2.3	2.3	2.3
Avg. Stride Length [m]	6.4	7.5	7.7	7.5	7.4	7.6	7.6	7.8	7.4



- [] Ranking at each section and finish
- .-.- No data available at this section
- NA No data available



Horse/Jockey Name	Who Ordered Dafish
Final Rank	3
Fastest Section Time (Section)	0:11.16 (400m)
Top Speed [km/h] (Section)	65.9 (400m)
Race State	Finished

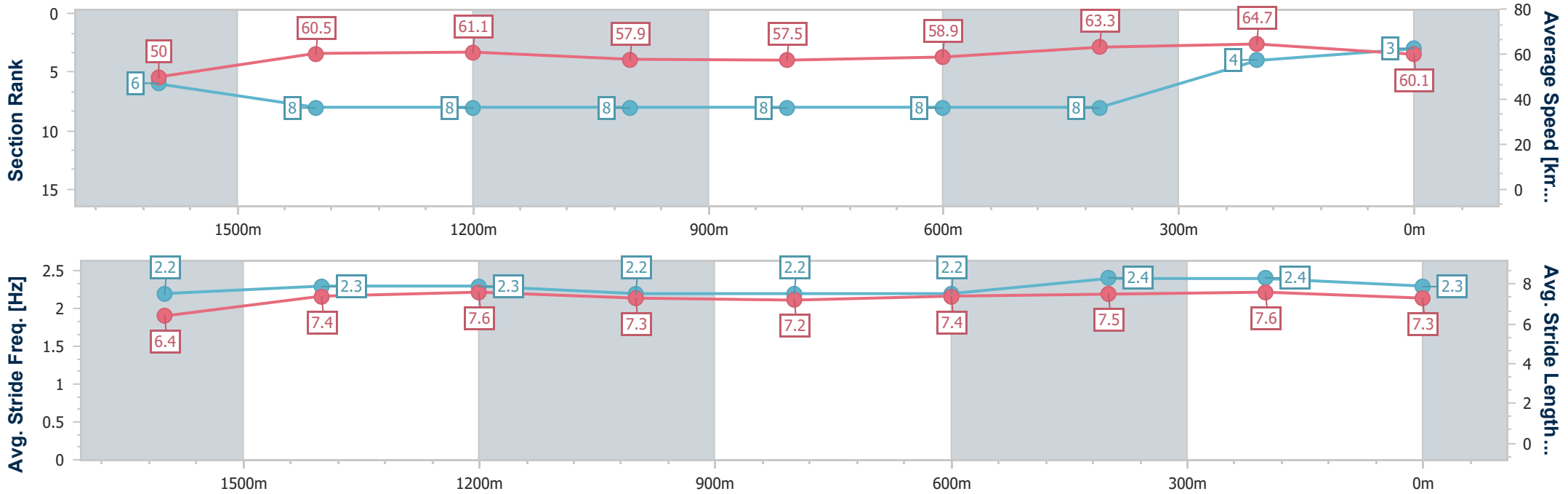


Eagle Farm QLD Professional
 Race 2: NOVA 106.9 BENCHMARK 70 Handicap - 1800m
 07 December 2024 - 12:48
 Track Rating: Soft 5, Weather: Fine, Rail Position: True



BRISBANE
RACING CLUB

Section	Overall	1600m	1400m	1200m	1000m	800m	600m	400m	200m
Section Times	1:50.49 [3] (0:14.51)	1:35.98 [6] (0:11.91)	1:24.07 [8] (0:11.80)	1:12.27 [8] (0:12.47)	0:59.80 [8] (0:12.66)	0:47.14 [8] (0:12.34)	0:34.80 [8] (0:11.58)	0:23.22 [8] (0:11.16)	0:12.06 [4] (0:12.06)
Average Speed [km/h]	50.0	60.5	61.1	57.9	57.5	58.9	63.3	64.7	60.1
Top Speed [km/h]	60.8	62.3	62.8	59.4	59.1	60.6	65.5	65.9	62.2
Avg. Dist. to Rail [m]	4.4	0.7	1.1	2.3	2.3	2.2	4.0	8.5	10.2
Avg. Stride Freq. [Hz]	2.2	2.3	2.3	2.2	2.2	2.2	2.4	2.4	2.3
Avg. Stride Length [m]	6.4	7.4	7.6	7.3	7.2	7.4	7.5	7.6	7.3



- [] Ranking at each section and finish
- .-.- No data available at this section
- NA No data available



Horse/Jockey Name	Ludovisi
Final Rank	5
Fastest Section Time (Section)	0:11.37 (400m)
Top Speed [km/h] (Section)	64.8 (400m)
Race State	Finished

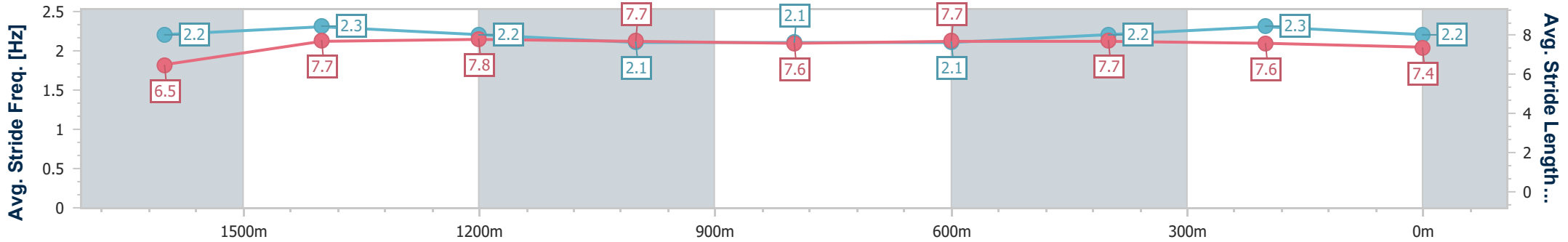
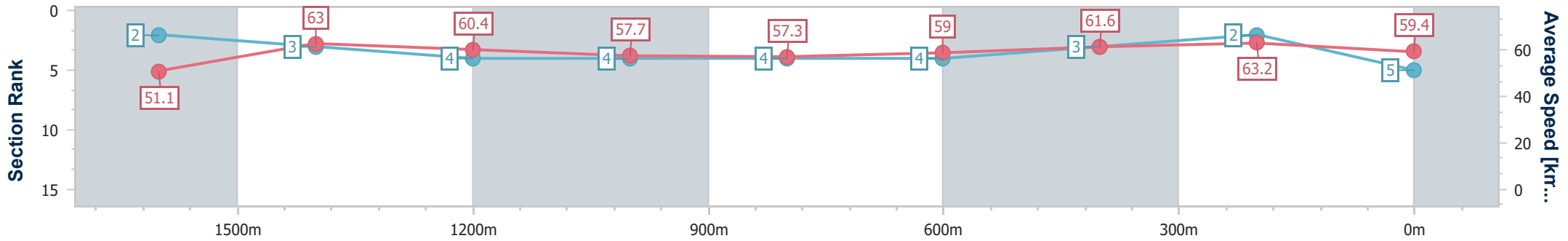


Eagle Farm QLD Professional
 Race 2: NOVA 106.9 BENCHMARK 70 Handicap - 1800m
 07 December 2024 - 12:48
 Track Rating: Soft 5, Weather: Fine, Rail Position: True



BRISBANE
RACING CLUB

Section	Overall	1600m	1400m	1200m	1000m	800m	600m	400m	200m
Section Times	1:50.51 [5] (0:14.18)	1:36.33 [2] (0:11.54)	1:24.79 [3] (0:11.92)	1:12.87 [4] (0:12.51)	1:00.36 [4] (0:12.70)	0:47.66 [4] (0:12.33)	0:35.33 [4] (0:11.79)	0:23.54 [3] (0:11.37)	0:12.17 [2] (0:12.17)
Average Speed [km/h]	51.1	63.0	60.4	57.7	57.3	59.0	61.6	63.2	59.4
Top Speed [km/h]	63.5	63.8	63.5	59.1	58.6	60.1	63.2	64.8	61.7
Avg. Dist. to Rail [m]	3.0	2.7	2.5	2.4	2.3	1.7	1.9	6.8	8.8
Avg. Stride Freq. [Hz]	2.2	2.3	2.2	2.1	2.1	2.1	2.2	2.3	2.2
Avg. Stride Length [m]	6.5	7.7	7.8	7.7	7.6	7.7	7.7	7.6	7.4



- [] Ranking at each section and finish
- .-.- No data available at this section
- NA No data available



Horse/Jockey Name	Ready Azz Eva
Final Rank	6
Fastest Section Time (Section)	0:11.29 (400m)
Top Speed [km/h] (Section)	65.1 (400m)
Race State	Finished

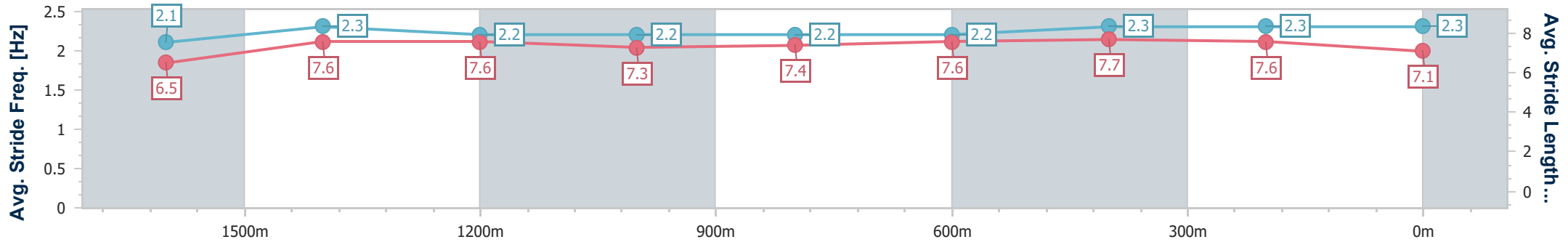
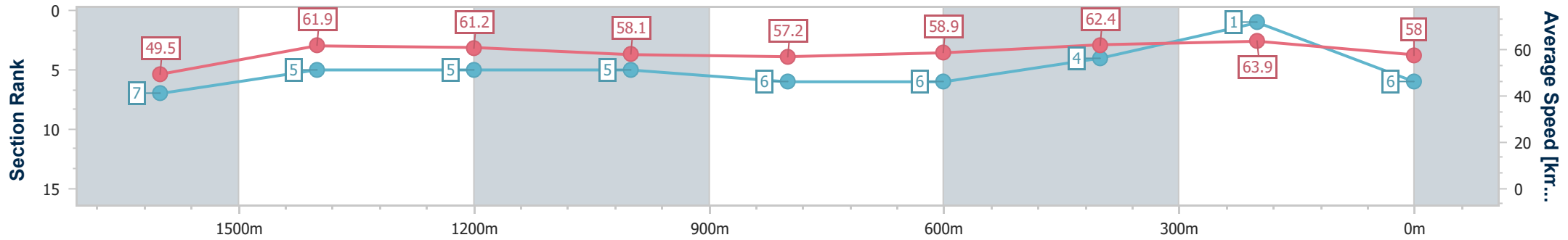


Eagle Farm QLD Professional
 Race 2: NOVA 106.9 BENCHMARK 70 Handicap - 1800m
 07 December 2024 - 12:48
 Track Rating: Soft 5, Weather: Fine, Rail Position: True



BRISBANE
RACING CLUB

Section	Overall	1600m	1400m	1200m	1000m	800m	600m	400m	200m
Section Times	1:50.78 [6] (0:14.58)	1:36.20 [7] (0:11.67)	1:24.53 [5] (0:11.78)	1:12.75 [5] (0:12.42)	1:00.33 [5] (0:12.66)	0:47.67 [6] (0:12.24)	0:35.43 [6] (0:11.67)	0:23.76 [4] (0:11.29)	0:12.47 [1] (0:12.47)
Average Speed [km/h]	49.5	61.9	61.2	58.1	57.2	58.9	62.4	63.9	58.0
Top Speed [km/h]	62.9	63.1	63.3	60.5	58.0	61.0	64.1	65.1	62.3
Avg. Dist. to Rail [m]	2.9	1.1	2.4	2.4	1.0	0.5	2.4	7.8	7.7
Avg. Stride Freq. [Hz]	2.1	2.3	2.2	2.2	2.2	2.2	2.3	2.3	2.3
Avg. Stride Length [m]	6.5	7.6	7.6	7.3	7.4	7.6	7.7	7.6	7.1



- [] Ranking at each section and finish
- .-.- No data available at this section
- NA No data available



Horse/Jockey Name	Pireonti
Final Rank	7
Fastest Section Time (Section)	0:11.47 (1600m)
Top Speed [km/h] (Section)	64.8 (1600m)
Race State	Finished

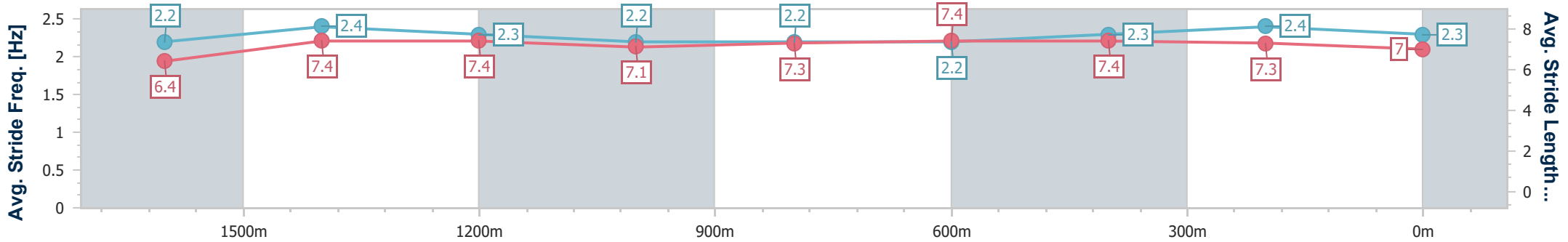
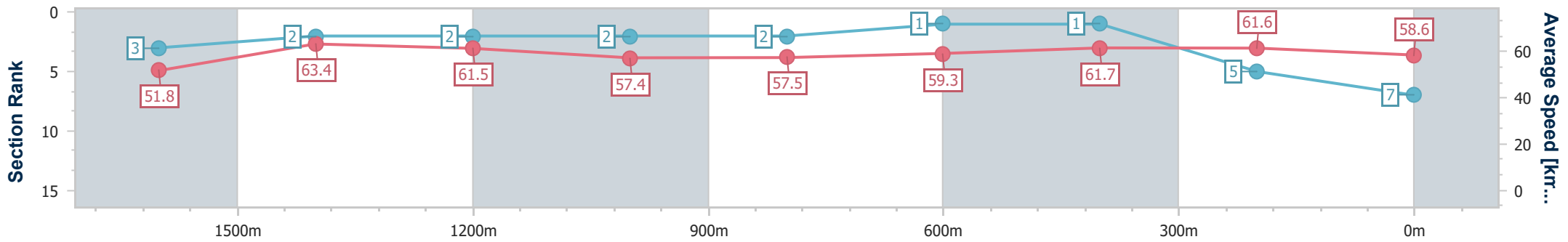


Eagle Farm QLD Professional
 Race 2: NOVA 106.9 BENCHMARK 70 Handicap - 1800m
 07 December 2024 - 12:48
 Track Rating: Soft 5, Weather: Fine, Rail Position: True



BRISBANE
RACING CLUB

Section	Overall	1600m	1400m	1200m	1000m	800m	600m	400m	200m
Section Times	1:50.81 [7] (0:14.18)	1:36.63 [3] (0:11.47)	1:25.16 [2] (0:11.76)	1:13.40 [2] (0:12.54)	1:00.86 [2] (0:12.57)	0:48.29 [2] (0:12.36)	0:35.93 [1] (0:11.86)	0:24.07 [1] (0:11.71)	0:12.36 [5] (0:12.36)
Average Speed [km/h]	51.8	63.4	61.5	57.4	57.5	59.3	61.7	61.6	58.6
Top Speed [km/h]	62.4	64.8	64.2	58.8	59.1	60.7	63.2	62.8	61.1
Avg. Dist. to Rail [m]	7.3	3.3	2.0	1.2	1.1	2.7	4.3	7.6	7.4
Avg. Stride Freq. [Hz]	2.2	2.4	2.3	2.2	2.2	2.2	2.3	2.4	2.3
Avg. Stride Length [m]	6.4	7.4	7.4	7.1	7.3	7.4	7.4	7.3	7.0



- [] Ranking at each section and finish
- .-.- No data available at this section
- NA No data available



Horse/Jockey Name	Miss Chenery
Final Rank	8
Fastest Section Time (Section)	0:11.50 (400m)
Top Speed [km/h] (Section)	63.6 (400m)
Race State	Finished

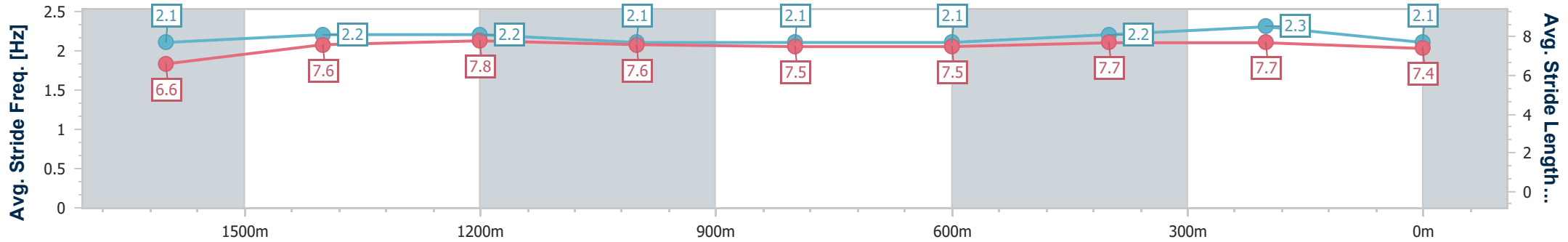
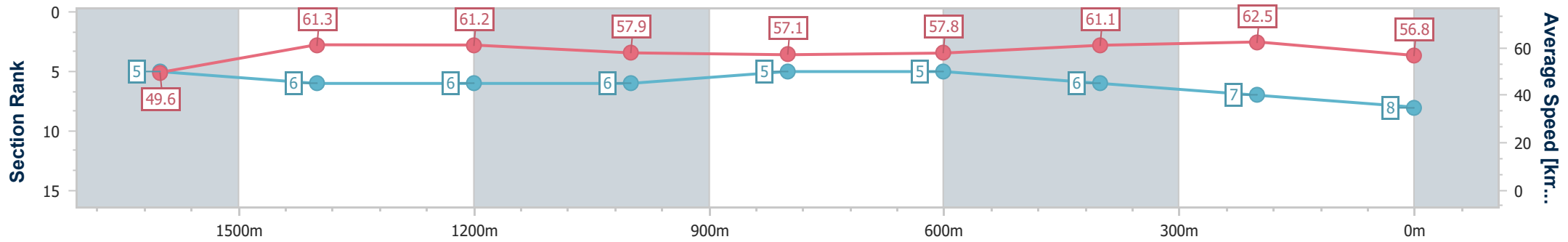


Eagle Farm QLD Professional
 Race 2: NOVA 106.9 BENCHMARK 70 Handicap - 1800m
 07 December 2024 - 12:48
 Track Rating: Soft 5, Weather: Fine, Rail Position: True



BRISBANE
RACING CLUB

Section	Overall	1600m	1400m	1200m	1000m	800m	600m	400m	200m				
Section Times	1:51.31 [8] (0:14.44)	1:36.87 [5] (0:11.81)	1:25.06 [6] (0:11.79)	1:13.27 [6] (0:12.41)	1:00.86 [6] (0:12.51)	0:48.35 [5] (0:12.36)	0:35.99 [5] (0:11.78)	0:24.21 [6] (0:11.50)	0:12.71 [7] (0:12.71)				
Average Speed [km/h]	49.6	61.3	61.2	57.9	57.1	57.8	61.1	62.5	56.8				
Top Speed [km/h]	60.6	61.8	62.8	60.0	57.6	59.1	62.6	63.6	60.8				
Avg. Dist. to Rail [m]	1.7	1.0	0.5	0.2	1.6	1.6	0.9	4.8	5.2				
Avg. Stride Freq. [Hz]	2.1	2.2	2.2	2.1	2.1	2.1	2.2	2.3	2.1				
Avg. Stride Length [m]	6.6	7.6	7.8	7.6	7.5	7.5	7.7	7.7	7.4				



- [] Ranking at each section and finish
- .-.- No data available at this section
- NA No data available



Horse/Jockey Name	El Pensador
Final Rank	9
Fastest Section Time (Section)	0:11.32 (400m)
Top Speed [km/h] (Section)	64.9 (400m)
Race State	Finished

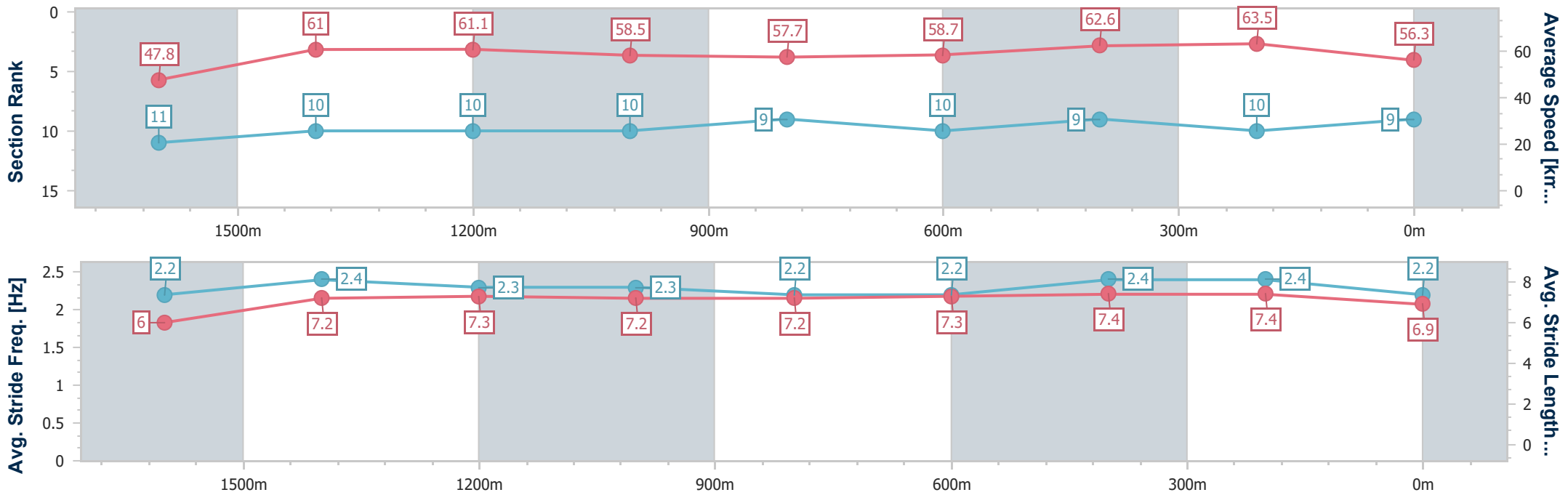


Eagle Farm QLD Professional
 Race 2: NOVA 106.9 BENCHMARK 70 Handicap - 1800m
 07 December 2024 - 12:48
 Track Rating: Soft 5, Weather: Fine, Rail Position: True



BRISBANE
RACING CLUB

Section	Overall	1600m	1400m	1200m	1000m	800m	600m	400m	200m
Section Times	1:51.66 [9] (0:15.06)	1:36.60 [11] (0:11.80)	1:24.80 [10] (0:11.80)	1:13.00 [10] (0:12.35)	1:00.65 [10] (0:12.53)	0:48.12 [9] (0:12.32)	0:35.80 [10] (0:11.59)	0:24.21 [9] (0:11.32)	0:12.89 [10] (0:12.89)
Average Speed [km/h]	47.8	61.0	61.1	58.5	57.7	58.7	62.6	63.5	56.3
Top Speed [km/h]	63.8	63.8	62.6	59.4	59.7	59.3	64.8	64.9	61.0
Avg. Dist. to Rail [m]	4.3	0.7	1.0	1.0	1.1	0.8	1.4	4.1	2.2
Avg. Stride Freq. [Hz]	2.2	2.4	2.3	2.3	2.2	2.2	2.4	2.4	2.2
Avg. Stride Length [m]	6.0	7.2	7.3	7.2	7.2	7.3	7.4	7.4	6.9



- [] Ranking at each section and finish
- .-.- No data available at this section
- NA No data available



Horse/Jockey Name	Cherbourg
Final Rank	10
Fastest Section Time (Section)	0:11.38 (1600m)
Top Speed [km/h] (Section)	65.2 (1600m)
Race State	Finished

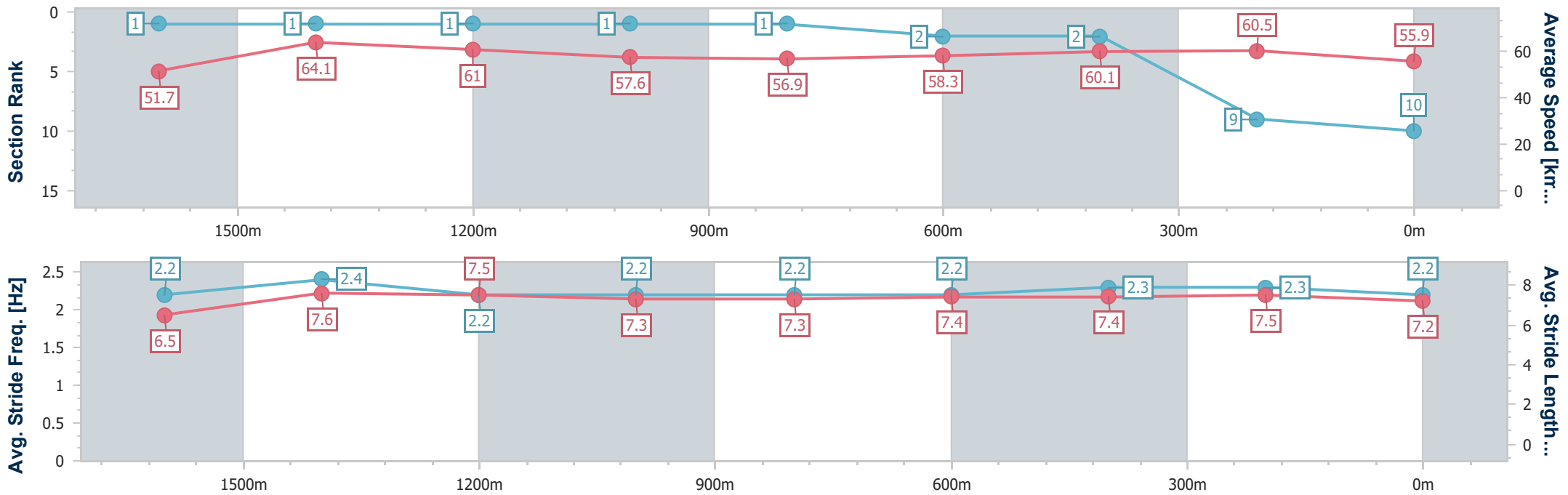


Eagle Farm QLD Professional
 Race 2: NOVA 106.9 BENCHMARK 70 Handicap - 1800m
 07 December 2024 - 12:48
 Track Rating: Soft 5, Weather: Fine, Rail Position: True



BRISBANE
RACING CLUB

Section	Overall	1600m	1400m	1200m	1000m	800m	600m	400m	200m
Section Times	1:51.67 [10] (0:14.12)	1:37.55 [1] (0:11.38)	1:26.17 [1] (0:11.81)	1:14.36 [1] (0:12.50)	1:01.86 [1] (0:12.69)	0:49.17 [1] (0:12.38)	0:36.79 [2] (0:11.98)	0:24.81 [2] (0:11.90)	0:12.91 [9] (0:12.91)
Average Speed [km/h]	51.7	64.1	61.0	57.6	56.9	58.3	60.1	60.5	55.9
Top Speed [km/h]	63.8	65.2	62.8	58.7	58.1	58.7	61.3	61.8	58.8
Avg. Dist. to Rail [m]	5.4	3.1	0.7	0.7	0.3	0.4	0.6	2.6	3.1
Avg. Stride Freq. [Hz]	2.2	2.4	2.2	2.2	2.2	2.2	2.3	2.3	2.2
Avg. Stride Length [m]	6.5	7.6	7.5	7.3	7.3	7.4	7.4	7.5	7.2



- [] Ranking at each section and finish
- .-.- No data available at this section
- NA No data available



Horse/Jockey Name	The Hungarian
Final Rank	11
Fastest Section Time (Section)	0:11.56 (1600m)
Top Speed [km/h] (Section)	64.8 (Overall)
Race State	Finished

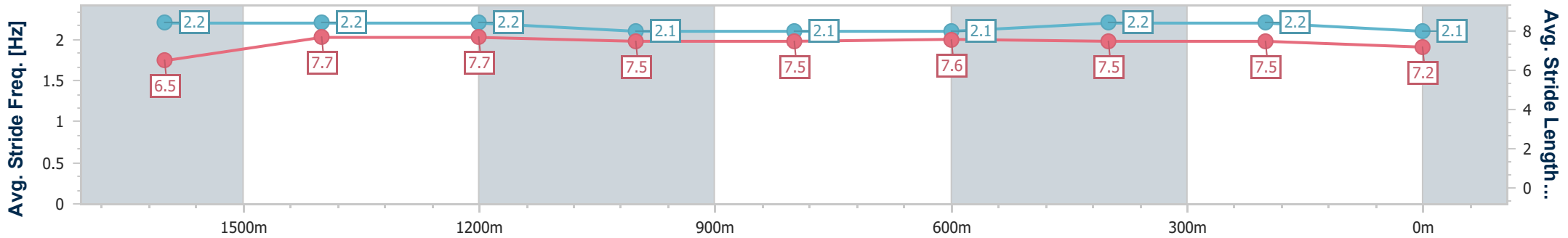
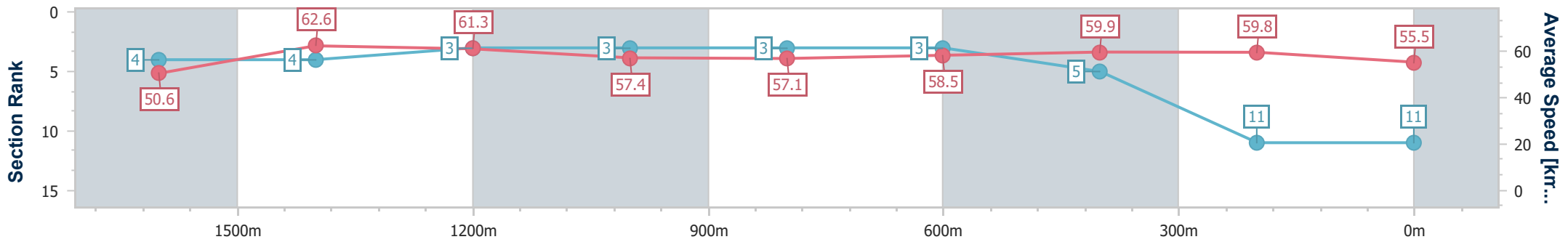


Eagle Farm QLD Professional
 Race 2: NOVA 106.9 BENCHMARK 70 Handicap - 1800m
 07 December 2024 - 12:48
 Track Rating: Soft 5, Weather: Fine, Rail Position: True



BRISBANE
RACING CLUB

Section	Overall	1600m	1400m	1200m	1000m	800m	600m	400m	200m
Section Times	1:52.14 [11] (0:14.26)	1:37.88 [4] (0:11.56)	1:26.32 [4] (0:11.77)	1:14.55 [3] (0:12.50)	1:02.05 [3] (0:12.57)	0:49.48 [3] (0:12.30)	0:37.18 [3] (0:12.13)	0:25.05 [5] (0:12.02)	0:13.03 [11] (0:13.03)
Average Speed [km/h]	50.6	62.6	61.3	57.4	57.1	58.5	59.9	59.8	55.5
Top Speed [km/h]	64.8	64.2	63.6	59.2	58.1	59.2	60.6	61.0	58.1
Avg. Dist. to Rail [m]	2.4	2.0	2.1	0.7	1.1	0.8	1.9	4.1	6.1
Avg. Stride Freq. [Hz]	2.2	2.2	2.2	2.1	2.1	2.1	2.2	2.2	2.1
Avg. Stride Length [m]	6.5	7.7	7.7	7.5	7.5	7.6	7.5	7.5	7.2



- [] Ranking at each section and finish
- .-.- No data available at this section
- NA No data available