



Eagle Farm QLD Professional

Race 3: SEVEN BENCHMARK 78 Handicap - 2400m

07 December 2024 - 13:23



BRISBANE
RACING CLUB

Track Rating: Soft 5, Weather: Fine, Rail Position: True

Section														
Field Times	Overall	2200m	2000m	1800m	1600m	1400m	1200m	Last 600m						
	2:31.21 (0:14.13)	2:17.08 (0:12.13)	2:04.95 (0:13.37)	1:51.58 (0:13.43)	1:38.15 (0:12.85)	1:25.30 (0:12.42)	1:12.88 (0:12.53)	0:36.05						
Rank	TAB	Horse/Jockey	Barrier	Top Speed [km/h]	Fastest Section								Distance Travelled [m]	
1	9	CORMAC T Ron Stewart	4	64.2 800m	0:11.72 800m	2:31.21 [1] (0:14.13)	2:17.08 [2] (0:12.26)	2:04.82 [2] (0:13.34)	1:51.48 [2] (0:13.45)	1:38.03 [2] (0:12.75)	1:25.28 [2] (0:12.40)	1:12.88 [1] (0:12.53)	0:35.96	
2	10	SIMPLY REFUSE Taylor Marshall	3	63.8 800m	0:11.67 600m	2:31.33 [2] (0:14.53)	2:16.80 [6] (0:12.36)	2:04.44 [6] (0:13.44)	1:51.00 [6] (0:13.42)	1:37.58 [7] (0:12.81)	1:24.77 [6] (0:12.37)	1:12.40 [6] (0:12.52)	0:35.71	-6
3	3	ARTFUL GIRL Tahlia Fenlon	8	63.7 600m	0:11.71 600m	2:31.34 [3] (0:14.27)	2:17.07 [3] (0:12.29)	2:04.78 [3] (0:13.41)	1:51.37 [5] (0:13.52)	1:37.85 [5] (0:12.75)	1:25.10 [5] (0:12.28)	1:12.82 [4] (0:12.55)	0:35.74	+6
4	15	AMALGAMATION Cejay Graham	10	63.0 800m	0:11.79 800m	2:31.55 [4] (0:14.52)	2:17.03 [5] (0:12.17)	2:04.86 [5] (0:13.15)	1:51.71 [3] (0:13.40)	1:38.31 [3] (0:12.92)	1:25.39 [3] (0:12.36)	1:13.03 [3] (0:12.57)	0:36.04	-1
5	7	OLD SONG Bailey Wheeler	7	66.3 800m	0:11.61 800m	2:31.56 [5] (0:14.73)	2:16.83 [7] (0:12.48)	2:04.35 [8] (0:13.41)	1:50.94 [8] (0:13.47)	1:37.47 [9] (0:12.81)	1:24.66 [9] (0:12.42)	1:12.24 [9] (0:12.46)	0:35.62	+2
6	11	THE IRISH Damien Thornton	6	63.9 600m	0:11.56 600m	2:31.69 [6] (0:14.87)	2:16.82 [9] (0:12.40)	2:04.42 [9] (0:13.40)	1:51.02 [9] (0:13.35)	1:37.67 [8] (0:12.87)	1:24.80 [8] (0:12.38)	1:12.42 [8] (0:12.45)	0:35.75	-10
7	13	SOKUDO Girish Goomany	2	64.5 600m	0:11.47 600m	2:31.82 [7] (0:14.75)	2:17.07 [8] (0:12.26)	2:04.81 [7] (0:13.34)	1:51.47 [7] (0:13.38)	1:38.09 [6] (0:12.83)	1:25.26 [7] (0:12.39)	1:12.87 [7] (0:12.52)	0:36.12	-14
8	1	UP AND UNDER Ryan Maloney	1	64.8 600m	0:11.64 800m	2:31.89 [8] (0:14.38)	2:17.51 [4] (0:12.28)	2:05.23 [4] (0:13.28)	1:51.95 [4] (0:13.44)	1:38.51 [4] (0:12.86)	1:25.65 [4] (0:12.40)	1:13.25 [5] (0:12.51)	0:36.59	-9
9	4	GRIPPING Michael Rodd	13	64.0 600m	0:11.51 600m	2:32.14 [9] (0:15.32)	2:16.82 [13] (0:12.38)	2:04.44 [13] (0:13.52)	1:50.92 [13] (0:13.32)	1:37.60 [12] (0:12.92)	1:24.68 [13] (0:12.24)	1:12.44 [12] (0:12.51)	0:35.92	-9
10	5	LATELY Boris Thornton	11	64.3 600m	0:11.49 600m	2:32.36 [10] (0:15.03)	2:17.33 [10] (0:12.37)	2:04.96 [11] (0:13.47)	1:51.49 [10] (0:13.47)	1:38.02 [10] (0:12.77)	1:25.25 [10] (0:12.44)	1:12.81 [10] (0:12.43)	0:36.18	-6

Scratched: Vermeer (#14), Aldeenaary (#6)

[] Ranking at each section and finish
 -:-:- No data available at this section
 NA No data available

SCN Saddle cloth number
 DNF Did not finish
 DNT Did not track



Eagle Farm QLD Professional
Race 3: SEVEN BENCHMARK 78 Handicap - 2400m
07 December 2024 - 13:23



BRISBANE
RACING CLUB

Track Rating: Soft 5, Weather: Fine, Rail Position: True

Section		Overall	2200m	2000m	1800m	1600m	1400m	1200m	Last 600m					
Field Times		2:31.21 (0:14.13)	2:17.08 (0:12.13)	2:04.95 (0:13.37)	1:51.58 (0:13.43)	1:38.15 (0:12.85)	1:25.30 (0:12.42)	1:12.88 (0:12.53)	0:36.05					
Rank	TAB Horse/Jockey	Barrier	Top Speed [km/h]	Fastest Section										Distance Travelled [m]
11	12 ZAYNUDIN Noriyuki Masuda	5	62.3 800m	0:11.72 600m	2:33.31 [11] (0:15.06)	2:18.25 [11] (0:12.47)	2:05.78 [12] (0:13.44)	1:52.34 [11] (0:13.42)	1:38.92 [11] (0:12.82)	1:26.10 [11] (0:12.34)	1:13.76 [11] (0:12.43)	0:37.10	-11	
12	2 BAK DA MAN Emily Lang	12	63.5 800m	0:11.75 800m	2:33.71 [12] (0:14.13)	2:19.58 [1] (0:12.13)	2:07.45 [1] (0:13.37)	1:54.08 [1] (0:13.43)	1:40.65 [1] (0:12.85)	1:27.80 [1] (0:12.47)	1:15.33 [2] (0:12.52)	0:38.55	-15	
13	8 CEREMONIOUS Andrew Mallyon	9	62.8 800m	0:11.74 800m	2:35.69 [13] (0:15.06)	2:20.63 [12] (0:12.31)	2:08.32 [10] (0:13.78)	1:54.54 [12] (0:13.47)	1:41.07 [13] (0:12.84)	1:28.23 [12] (0:12.36)	1:15.87 [13] (0:12.49)	0:39.17	-6	

Scratched: Vermeer (#14), Aldeenaary (#6)

[] Ranking at each section and finish
 -:-:-:- No data available at this section
 NA No data available

SCN Saddle cloth number
 DNF Did not finish
 DNT Did not track



Eagle Farm QLD Professional

Race 3: SEVEN BENCHMARK 78 Handicap - 2400m

07 December 2024 - 13:23



BRISBANE
RACING CLUB

Track Rating: Soft 5, Weather: Fine, Rail Position: True

Section		1000m					800m				600m			400m		200m		Last 600m	
Field Times		1:00.35 (0:12.55)					0:47.80 (0:11.75)				0:36.05 (0:11.83)			0:24.22 (0:11.89)		0:12.33 (0:12.33)		0:36.05	
Rank	TAB	Horse/Jockey	Barrier	Top Speed [km/h]	Fastest Section									Margin				Distance Travelled [m]	
1	9	CORMAC T Ron Stewart	4	64.2	0:11.72	1:00.35 [1]	0:47.68 [2]	0:35.96 [2]	0:24.22 [1]	0:12.33 [1]	2:31.21	0:35.96							
2	10	SIMPLY REFUSE Taylor Marshall	3	63.8	0:11.67	0:59.88 [6]	0:47.39 [6]	0:35.71 [6]	0:24.04 [5]	0:12.28 [2]	0.7L	0:35.71	-6						
3	3	ARTFUL GIRL Tahlia Fenlon	8	63.7	0:11.71	1:00.27 [3]	0:47.67 [4]	0:35.74 [5]	0:24.03 [7]	0:12.27 [3]	0.81L	0:35.74	+6						
4	15	AMALGAMATION Cejay Graham	10	63.0	0:11.79	1:00.46 [4]	0:47.83 [5]	0:36.04 [4]	0:24.25 [6]	0:12.42 [6]	2.04L	0:36.04	-1						
5	7	OLD SONG Bailey Wheeler	7	66.3	0:11.61	0:59.78 [9]	0:47.23 [9]	0:35.62 [8]	0:24.01 [9]	0:12.34 [8]	2.05L	0:35.62	+2						
6	11	THE IRISH Damien Thornton	6	63.9	0:11.56	0:59.97 [8]	0:47.50 [8]	0:35.75 [9]	0:24.19 [8]	0:12.51 [7]	2.82L	0:35.75	-10						
7	13	SOKUDO Girish Goomany	2	64.5	0:11.47	1:00.35 [7]	0:47.77 [7]	0:36.12 [7]	0:24.65 [4]	0:12.71 [4]	3.62L	0:36.12	-14						
8	1	UP AND UNDER Ryan Maloney	1	64.8	0:11.64	1:00.74 [5]	0:48.23 [3]	0:36.59 [3]	0:24.82 [3]	0:12.78 [5]	4.04L	0:36.59	-9						
9	4	GRIPPING Michael Rodd	13	64.0	0:11.51	0:59.93 [12]	0:47.49 [12]	0:35.92 [12]	0:24.41 [11]	0:12.59 [10]	5.52L	0:35.92	-9						
10	5	LATELY Boris Thornton	11	64.3	0:11.49	1:00.38 [10]	0:47.97 [10]	0:36.18 [10]	0:24.69 [10]	0:12.89 [9]	6.76L	0:36.18	-6						

Scratched: Vermeer (#14), Aldeenaary (#6)

Report Created: Sat 7 December 2024 13:49 GMT+ (Note: Timing is based on position data)

Page 3/17

[] Ranking at each section and finish
 -:-:- No data available at this section
 NA No data available

SCN Saddle cloth number
 DNF Did not finish
 DNT Did not track

data processed by TRIPLES DATA



Eagle Farm QLD Professional
Race 3: SEVEN BENCHMARK 78 Handicap - 2400m
07 December 2024 - 13:23



BRISBANE
RACING CLUB

Track Rating: Soft 5, Weather: Fine, Rail Position: True

Section		1000m	800m	600m	400m	200m	Last 600m					
Field Times		1:00.35 (0:12.55)	0:47.80 (0:11.75)	0:36.05 (0:11.83)	0:24.22 (0:11.89)	0:12.33 (0:12.33)	0:36.05					
Rank	TAB Horse/Jockey	Barrier	Top Speed [km/h]	Fastest Section	Margin					Distance Travelled [m]		
11	12 ZAYNUDIN Noriyuki Masuda	5	62.3 800m	0:11.72 600m	1:01.33 [11] (0:12.50)	0:48.83 [11] (0:11.73)	0:37.10 [11] (0:11.72)	0:25.38 [12] (0:12.12)	0:13.26 [12] (0:13.26)	12.37L	0:37.10	-11
12	2 BAK DA MAN Emily Lang	12	63.5 800m	0:11.75 800m	1:02.81 [2] (0:12.51)	0:50.30 [1] (0:11.75)	0:38.55 [1] (0:11.86)	0:26.69 [2] (0:12.62)	0:14.07 [11] (0:14.07)	14.72L	0:38.55	-15
13	8 CEREMONIOUS Andrew Mallyon	9	62.8 800m	0:11.74 800m	1:03.38 [13] (0:12.47)	0:50.91 [13] (0:11.74)	0:39.17 [13] (0:11.79)	0:27.38 [13] (0:12.82)	0:14.56 [13] (0:14.56)	26.37L	0:39.17	-6

Scratched: Vermeer (#14), Aldeenaary (#6)

[] Ranking at each section and finish
 -:-:- No data available at this section
 NA No data available

SCN Saddle cloth number
 DNF Did not finish
 DNT Did not track



Horse/Jockey Name	Cormac T
Final Rank	1
Fastest Section Time (Section)	0:11.72 (800m)
Top Speed [km/h] (Section)	64.2 (800m)
Race State	Finished



Eagle Farm QLD Professional

Race 3: SEVEN BENCHMARK 78 Handicap - 2400m

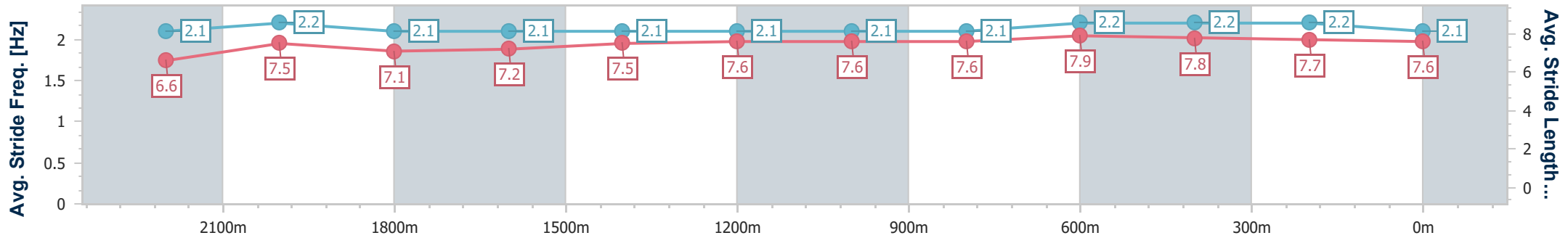
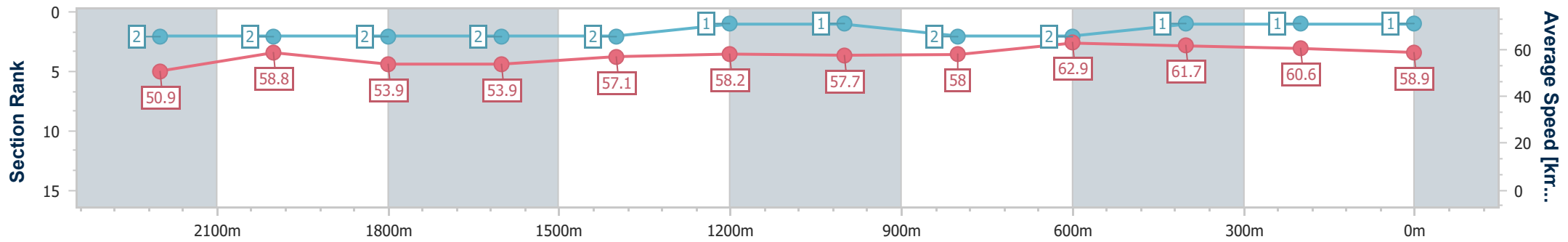
07 December 2024 - 13:23

Track Rating: Soft 5, Weather: Fine, Rail Position: True



BRISBANE RACING CLUB

Section	Overall	2200m	2000m	1800m	1600m	1400m	1200m	1000m	800m	600m	400m	200m
Section Times	2:31.21 [1] (0:14.13)	2:17.08 [2] (0:12.26)	2:04.82 [2] (0:13.34)	1:51.48 [2] (0:13.45)	1:38.03 [2] (0:12.75)	1:25.28 [2] (0:12.40)	1:12.88 [1] (0:12.53)	1:00.35 [1] (0:12.67)	0:47.68 [2] (0:11.72)	0:35.96 [2] (0:11.74)	0:24.22 [1] (0:11.89)	0:12.33 [1] (0:12.33)
Average Speed [km/h]	50.9	58.8	53.9	53.9	57.1	58.2	57.7	58.0	62.9	61.7	60.6	58.9
Top Speed [km/h]	62.3	61.9	55.5	55.7	59.5	60.4	58.5	60.7	64.2	63.8	61.4	59.8
Avg. Dist. to Rail [m]	2.1	0.3	0.5	1.3	3.3	3.8	4.2	4.5	4.7	2.0	3.7	4.9
Avg. Stride Freq. [Hz]	2.1	2.2	2.1	2.1	2.1	2.1	2.1	2.1	2.2	2.2	2.2	2.1
Avg. Stride Length [m]	6.6	7.5	7.1	7.2	7.5	7.6	7.6	7.6	7.9	7.8	7.7	7.6



- [] Ranking at each section and finish
- .-.- No data available at this section
- NA No data available



Horse/Jockey Name	Simply Refuse
Final Rank	2
Fastest Section Time (Section)	0:11.67 (600m)
Top Speed [km/h] (Section)	63.8 (800m)
Race State	Finished



Eagle Farm QLD Professional

Race 3: SEVEN BENCHMARK 78 Handicap - 2400m

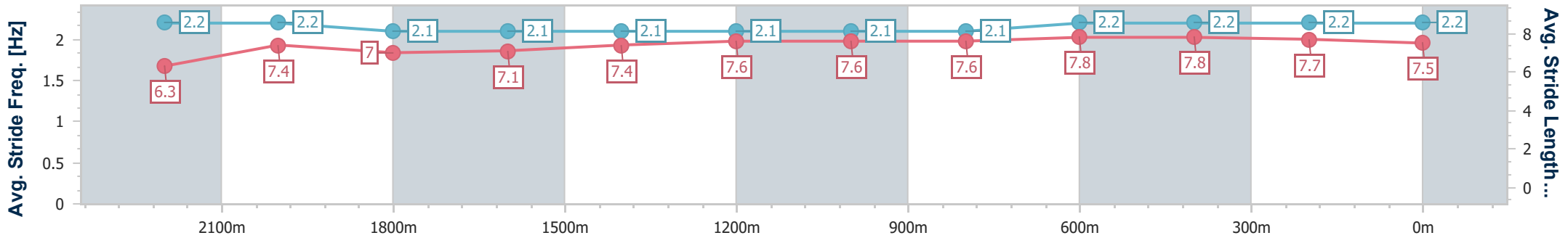
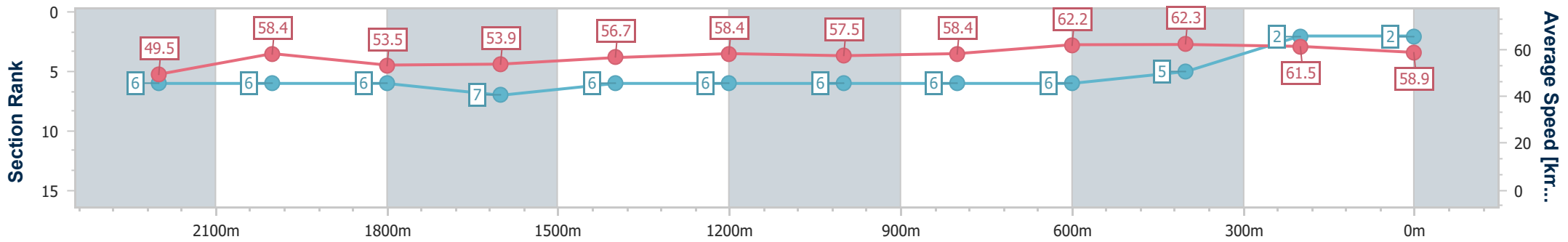
07 December 2024 - 13:23

Track Rating: Soft 5, Weather: Fine, Rail Position: True



BRISBANE RACING CLUB

Section	Overall	2200m	2000m	1800m	1600m	1400m	1200m	1000m	800m	600m	400m	200m
Section Times	2:31.33 [2] (0:14.53)	2:16.80 [6] (0:12.36)	2:04.44 [6] (0:13.44)	1:51.00 [6] (0:13.42)	1:37.58 [7] (0:12.81)	1:24.77 [6] (0:12.37)	1:12.40 [6] (0:12.52)	0:59.88 [6] (0:12.49)	0:47.39 [6] (0:11.68)	0:35.71 [6] (0:11.67)	0:24.04 [5] (0:11.76)	0:12.28 [2] (0:12.28)
Average Speed [km/h]	49.5	58.4	53.5	53.9	56.7	58.4	57.5	58.4	62.2	62.3	61.5	58.9
Top Speed [km/h]	59.7	60.0	55.8	54.9	57.7	59.0	58.2	60.5	63.8	63.7	62.0	61.4
Avg. Dist. to Rail [m]	1.6	0.2	0.5	1.1	2.5	2.5	2.6	2.2	1.7	2.6	6.0	6.1
Avg. Stride Freq. [Hz]	2.2	2.2	2.1	2.1	2.1	2.1	2.1	2.1	2.2	2.2	2.2	2.2
Avg. Stride Length [m]	6.3	7.4	7.0	7.1	7.4	7.6	7.6	7.6	7.8	7.8	7.7	7.5



- [] Ranking at each section and finish
- .-.- No data available at this section
- NA No data available



Horse/Jockey Name	Artful Girl
Final Rank	3
Fastest Section Time (Section)	0:11.71 (600m)
Top Speed [km/h] (Section)	63.7 (600m)
Race State	Finished

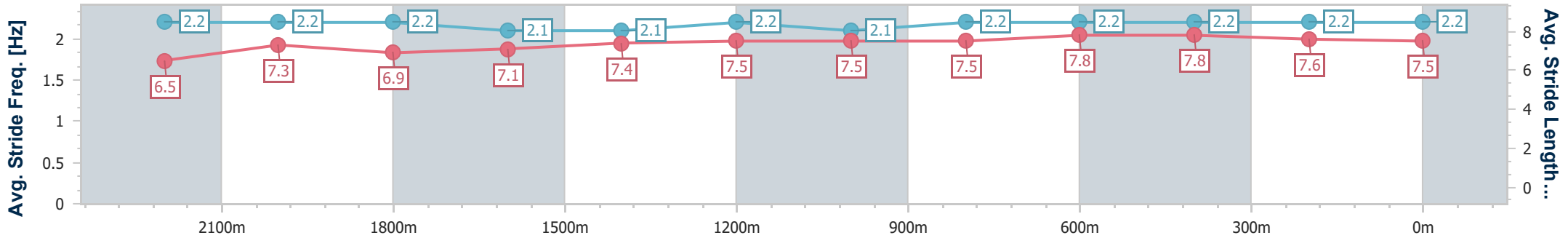
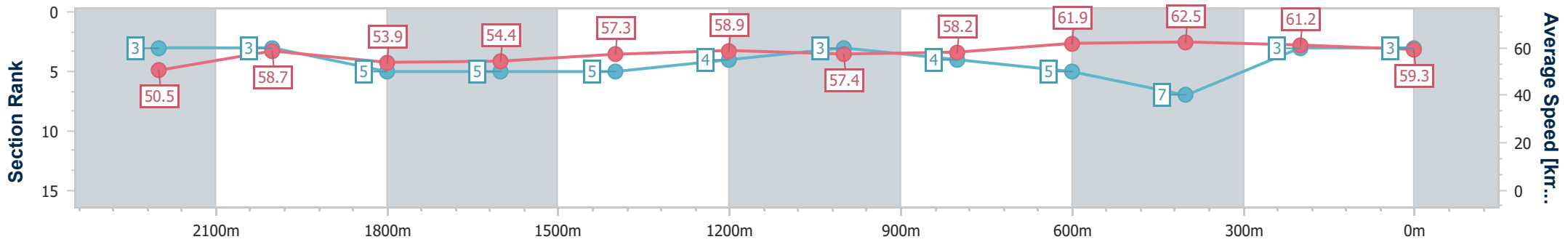


Eagle Farm QLD Professional
 Race 3: SEVEN BENCHMARK 78 Handicap - 2400m
 07 December 2024 - 13:23
 Track Rating: Soft 5, Weather: Fine, Rail Position: True



BRISBANE
RACING CLUB

Section	Overall	2200m	2000m	1800m	1600m	1400m	1200m	1000m	800m	600m	400m	200m
Section Times	2:31.34 [3] (0:14.27)	2:17.07 [3] (0:12.29)	2:04.78 [3] (0:13.41)	1:51.37 [5] (0:13.52)	1:37.85 [5] (0:12.75)	1:25.10 [5] (0:12.28)	1:12.82 [4] (0:12.55)	1:00.27 [3] (0:12.60)	0:47.67 [4] (0:11.93)	0:35.74 [5] (0:11.71)	0:24.03 [7] (0:11.76)	0:12.27 [3] (0:12.27)
Average Speed [km/h]	50.5	58.7	53.9	54.4	57.3	58.9	57.4	58.2	61.9	62.5	61.2	59.3
Top Speed [km/h]	61.5	61.5	55.8	56.0	59.1	60.5	58.1	61.0	63.4	63.7	62.0	60.6
Avg. Dist. to Rail [m]	4.5	0.7	0.9	3.7	3.9	4.1	3.8	3.8	5.0	3.7	4.7	3.0
Avg. Stride Freq. [Hz]	2.2	2.2	2.2	2.1	2.1	2.2	2.1	2.2	2.2	2.2	2.2	2.2
Avg. Stride Length [m]	6.5	7.3	6.9	7.1	7.4	7.5	7.5	7.5	7.8	7.8	7.6	7.5



- [] Ranking at each section and finish
- .-.- No data available at this section
- NA No data available



Horse/Jockey Name	Amalgamation
Final Rank	4
Fastest Section Time (Section)	0:11.79 (800m)
Top Speed [km/h] (Section)	63.0 (800m)
Race State	Finished



Eagle Farm QLD Professional

Race 3: SEVEN BENCHMARK 78 Handicap - 2400m

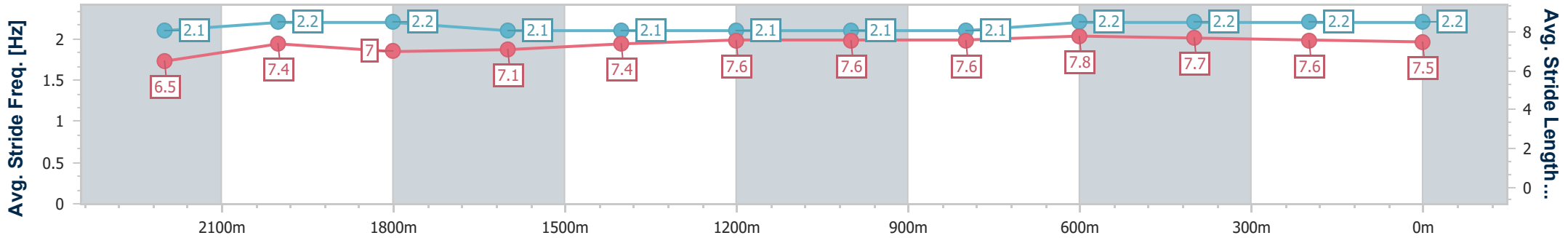
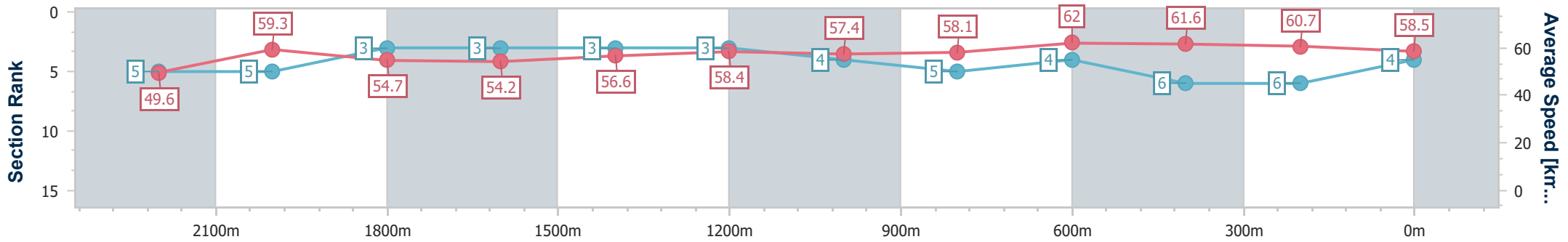
07 December 2024 - 13:23

Track Rating: Soft 5, Weather: Fine, Rail Position: True



BRISBANE RACING CLUB

Section	Overall	2200m	2000m	1800m	1600m	1400m	1200m	1000m	800m	600m	400m	200m
Section Times	2:31.55 [4] (0:14.52)	2:17.03 [5] (0:12.17)	2:04.86 [5] (0:13.15)	1:51.71 [3] (0:13.40)	1:38.31 [3] (0:12.92)	1:25.39 [3] (0:12.36)	1:13.03 [3] (0:12.57)	1:00.46 [4] (0:12.63)	0:47.83 [5] (0:11.79)	0:36.04 [4] (0:11.79)	0:24.25 [6] (0:11.83)	0:12.42 [6] (0:12.42)
Average Speed [km/h]	49.6	59.3	54.7	54.2	56.6	58.4	57.4	58.1	62.0	61.6	60.7	58.5
Top Speed [km/h]	60.3	60.4	56.9	55.2	58.2	58.9	58.5	59.8	63.0	62.3	61.5	60.2
Avg. Dist. to Rail [m]	6.0	1.0	0.4	1.8	4.0	4.0	3.7	3.2	3.4	1.9	3.4	3.2
Avg. Stride Freq. [Hz]	2.1	2.2	2.2	2.1	2.1	2.1	2.1	2.1	2.2	2.2	2.2	2.2
Avg. Stride Length [m]	6.5	7.4	7.0	7.1	7.4	7.6	7.6	7.6	7.8	7.7	7.6	7.5



- [] Ranking at each section and finish
- .-.- No data available at this section
- NA No data available



Horse/Jockey Name	Old Song
Final Rank	5
Fastest Section Time (Section)	0:11.61 (800m)
Top Speed [km/h] (Section)	66.3 (800m)
Race State	Finished

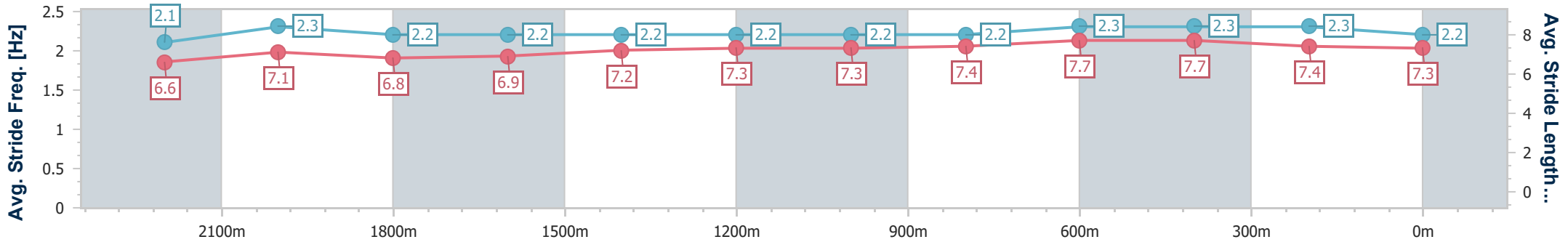
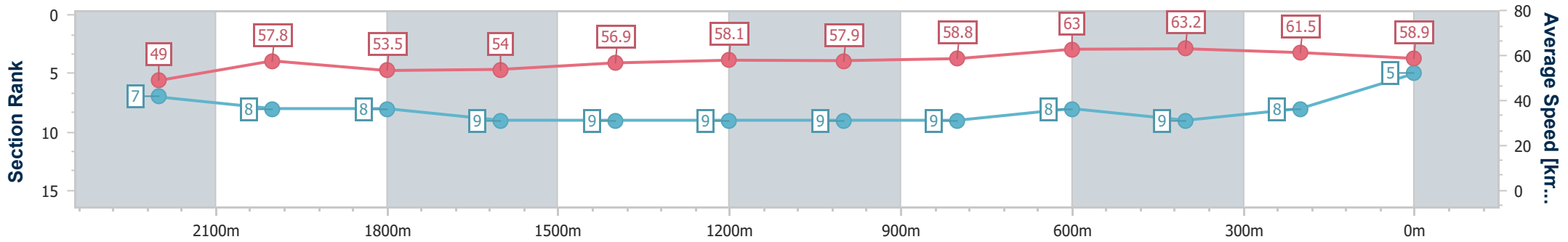


Eagle Farm QLD Professional
 Race 3: SEVEN BENCHMARK 78 Handicap - 2400m
 07 December 2024 - 13:23
 Track Rating: Soft 5, Weather: Fine, Rail Position: True



BRISBANE
RACING CLUB

Section	Overall	2200m	2000m	1800m	1600m	1400m	1200m	1000m	800m	600m	400m	200m
Section Times	2:31.56 [5] (0:14.73)	2:16.83 [7] (0:12.48)	2:04.35 [8] (0:13.41)	1:50.94 [8] (0:13.47)	1:37.47 [9] (0:12.81)	1:24.66 [9] (0:12.42)	1:12.24 [9] (0:12.46)	0:59.78 [9] (0:12.55)	0:47.23 [9] (0:11.61)	0:35.62 [8] (0:11.61)	0:24.01 [9] (0:11.67)	0:12.34 [8] (0:12.34)
Average Speed [km/h]	49.0	57.8	53.5	54.0	56.9	58.1	57.9	58.8	63.0	63.2	61.5	58.9
Top Speed [km/h]	60.8	60.0	55.9	55.1	58.2	59.4	58.5	61.0	66.3	66.1	62.8	60.8
Avg. Dist. to Rail [m]	2.8	0.8	1.0	2.0	3.7	4.3	4.6	4.1	3.4	3.8	8.6	7.3
Avg. Stride Freq. [Hz]	2.1	2.3	2.2	2.2	2.2	2.2	2.2	2.2	2.3	2.3	2.3	2.2
Avg. Stride Length [m]	6.6	7.1	6.8	6.9	7.2	7.3	7.3	7.4	7.7	7.7	7.4	7.3



- [] Ranking at each section and finish
- .-.- No data available at this section
- NA No data available



Horse/Jockey Name	The Irish
Final Rank	6
Fastest Section Time (Section)	0:11.56 (600m)
Top Speed [km/h] (Section)	63.9 (600m)
Race State	Finished



Eagle Farm QLD Professional

Race 3: SEVEN BENCHMARK 78 Handicap - 2400m

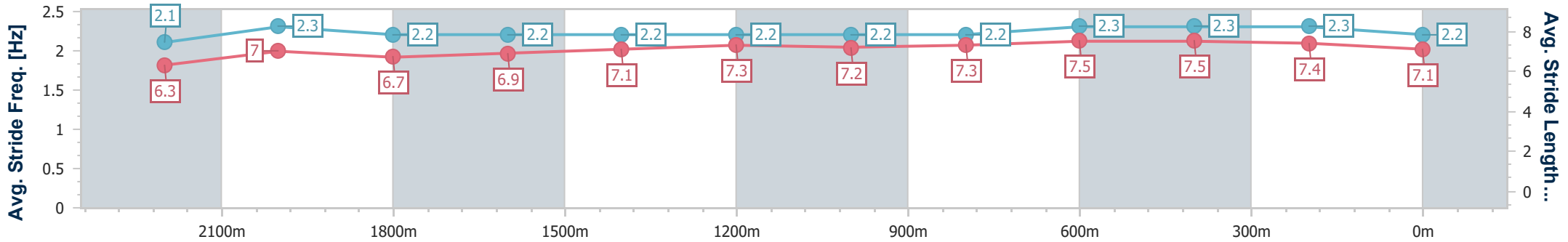
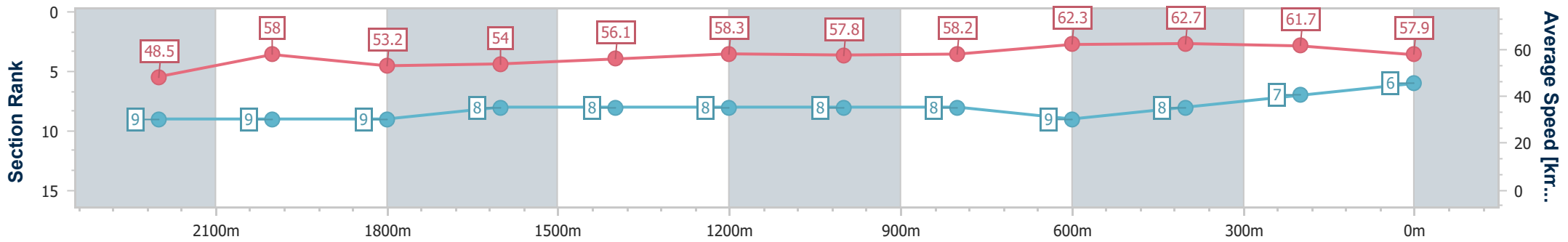
07 December 2024 - 13:23

Track Rating: Soft 5, Weather: Fine, Rail Position: True



BRISBANE RACING CLUB

Section	Overall	2200m	2000m	1800m	1600m	1400m	1200m	1000m	800m	600m	400m	200m
Section Times	2:31.69 [6] (0:14.87)	2:16.82 [9] (0:12.40)	2:04.42 [9] (0:13.40)	1:51.02 [9] (0:13.35)	1:37.67 [8] (0:12.87)	1:24.80 [8] (0:12.38)	1:12.42 [8] (0:12.45)	0:59.97 [8] (0:12.47)	0:47.50 [8] (0:11.75)	0:35.75 [9] (0:11.56)	0:24.19 [8] (0:11.68)	0:12.51 [7] (0:12.51)
Average Speed [km/h]	48.5	58.0	53.2	54.0	56.1	58.3	57.8	58.2	62.3	62.7	61.7	57.9
Top Speed [km/h]	60.2	59.8	55.3	54.6	57.6	58.9	58.8	60.8	63.8	63.9	62.3	60.5
Avg. Dist. to Rail [m]	2.5	0.3	1.8	0.7	1.4	1.4	1.7	2.3	2.6	1.7	3.3	3.9
Avg. Stride Freq. [Hz]	2.1	2.3	2.2	2.2	2.2	2.2	2.2	2.2	2.3	2.3	2.3	2.2
Avg. Stride Length [m]	6.3	7.0	6.7	6.9	7.1	7.3	7.2	7.3	7.5	7.5	7.4	7.1



- [] Ranking at each section and finish
- .-.- No data available at this section
- NA No data available



Horse/Jockey Name	Sokudo
Final Rank	7
Fastest Section Time (Section)	0:11.47 (600m)
Top Speed [km/h] (Section)	64.5 (600m)
Race State	Finished

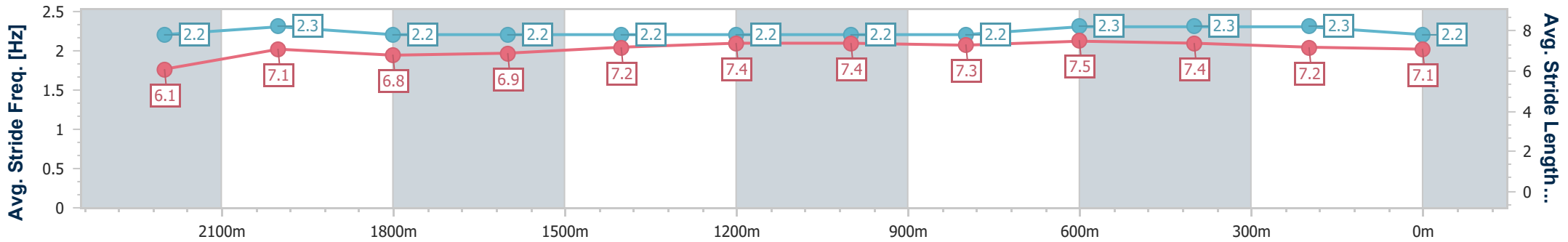
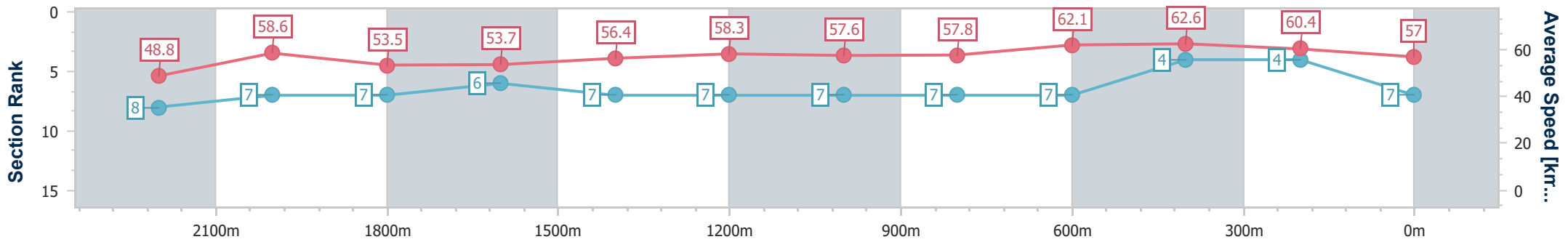


Eagle Farm QLD Professional
 Race 3: SEVEN BENCHMARK 78 Handicap - 2400m
 07 December 2024 - 13:23
 Track Rating: Soft 5, Weather: Fine, Rail Position: True



BRISBANE
RACING CLUB

Section	Overall	2200m	2000m	1800m	1600m	1400m	1200m	1000m	800m	600m	400m	200m
Section Times	2:31.82 [7] (0:14.75)	2:17.07 [8] (0:12.26)	2:04.81 [7] (0:13.34)	1:51.47 [7] (0:13.38)	1:38.09 [6] (0:12.83)	1:25.26 [7] (0:12.39)	1:12.87 [7] (0:12.52)	1:00.35 [7] (0:12.58)	0:47.77 [7] (0:11.65)	0:36.12 [7] (0:11.47)	0:24.65 [4] (0:11.94)	0:12.71 [4] (0:12.71)
Average Speed [km/h]	48.8	58.6	53.5	53.7	56.4	58.3	57.6	57.8	62.1	62.6	60.4	57.0
Top Speed [km/h]	59.9	61.0	55.4	54.4	57.8	59.2	58.2	61.0	64.0	64.5	61.2	59.4
Avg. Dist. to Rail [m]	1.2	0.8	1.5	0.6	1.5	2.4	2.6	1.8	1.2	0.9	1.6	0.9
Avg. Stride Freq. [Hz]	2.2	2.3	2.2	2.2	2.2	2.2	2.2	2.2	2.3	2.3	2.3	2.2
Avg. Stride Length [m]	6.1	7.1	6.8	6.9	7.2	7.4	7.4	7.3	7.5	7.4	7.2	7.1



- [] Ranking at each section and finish
- .-.- No data available at this section
- NA No data available



Horse/Jockey Name	Up And Under
Final Rank	8
Fastest Section Time (Section)	0:11.64 (800m)
Top Speed [km/h] (Section)	64.8 (600m)
Race State	Finished



Eagle Farm QLD Professional

Race 3: SEVEN BENCHMARK 78 Handicap - 2400m

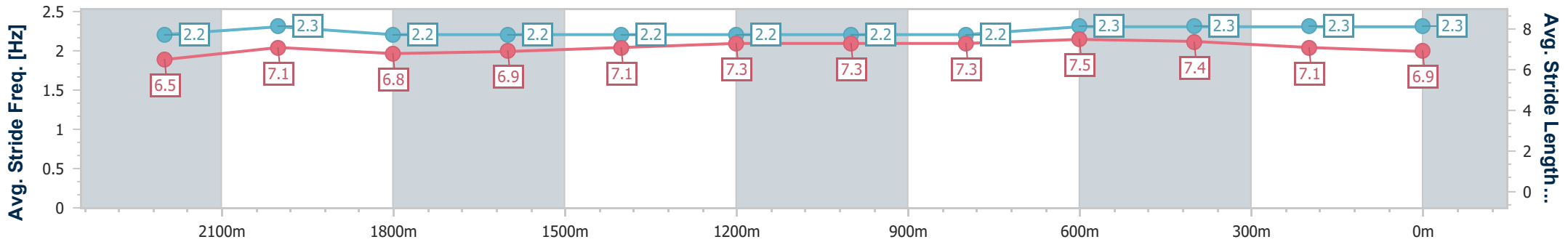
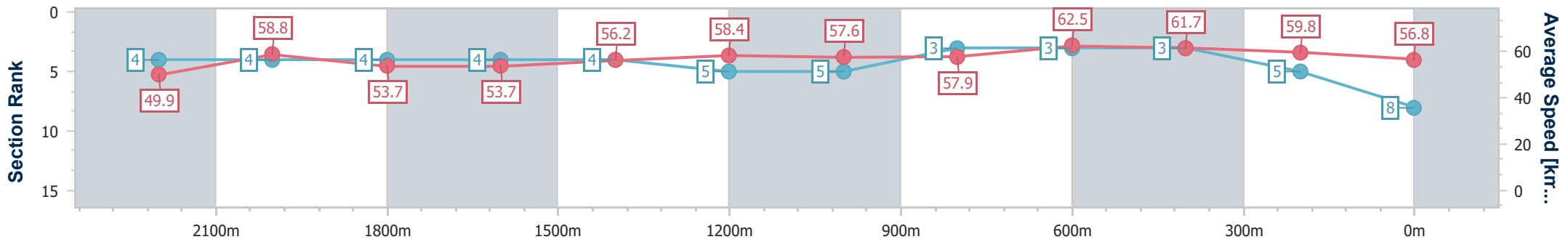
07 December 2024 - 13:23

Track Rating: Soft 5, Weather: Fine, Rail Position: True



BRISBANE RACING CLUB

Section	Overall	2200m	2000m	1800m	1600m	1400m	1200m	1000m	800m	600m	400m	200m
Section Times	2:31.89 [8] (0:14.38)	2:17.51 [4] (0:12.28)	2:05.23 [4] (0:13.28)	1:51.95 [4] (0:13.44)	1:38.51 [4] (0:12.86)	1:25.65 [4] (0:12.40)	1:13.25 [5] (0:12.51)	1:00.74 [5] (0:12.51)	0:48.23 [3] (0:11.64)	0:36.59 [3] (0:11.77)	0:24.82 [3] (0:12.04)	0:12.78 [5] (0:12.78)
Average Speed [km/h]	49.9	58.8	53.7	53.7	56.2	58.4	57.6	57.9	62.5	61.7	59.8	56.8
Top Speed [km/h]	61.1	61.0	55.1	55.1	58.3	59.1	58.3	60.6	64.2	64.8	60.7	58.5
Avg. Dist. to Rail [m]	0.7	0.5	1.4	0.9	1.6	1.6	1.8	1.6	1.6	2.4	5.0	4.3
Avg. Stride Freq. [Hz]	2.2	2.3	2.2	2.2	2.2	2.2	2.2	2.2	2.3	2.3	2.3	2.3
Avg. Stride Length [m]	6.5	7.1	6.8	6.9	7.1	7.3	7.3	7.3	7.5	7.4	7.1	6.9



- [] Ranking at each section and finish
- .-.- No data available at this section
- NA No data available



Horse/Jockey Name	Gripping
Final Rank	9
Fastest Section Time (Section)	0:11.51 (600m)
Top Speed [km/h] (Section)	64.0 (600m)
Race State	Finished

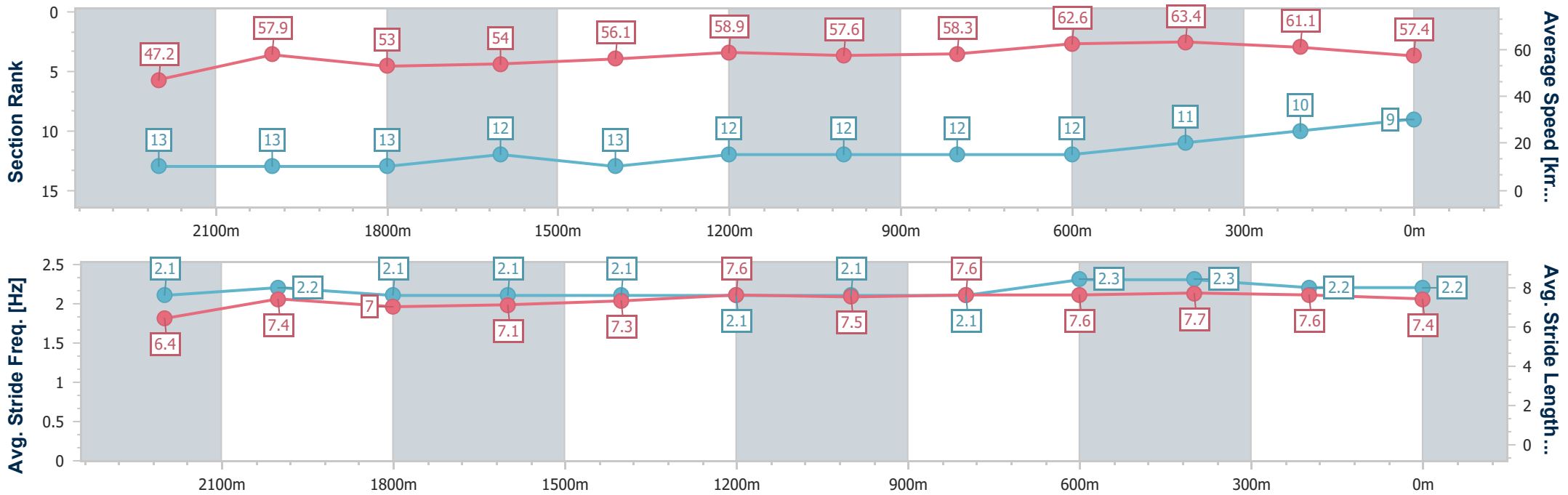


Eagle Farm QLD Professional
 Race 3: SEVEN BENCHMARK 78 Handicap - 2400m
 07 December 2024 - 13:23
 Track Rating: Soft 5, Weather: Fine, Rail Position: True



BRISBANE
RACING CLUB

Section	Overall	2200m	2000m	1800m	1600m	1400m	1200m	1000m	800m	600m	400m	200m
Section Times	2:32.14 [9] (0:15.32)	2:16.82 [13] (0:12.38)	2:04.44 [13] (0:13.52)	1:50.92 [13] (0:13.32)	1:37.60 [12] (0:12.92)	1:24.68 [13] (0:12.24)	1:12.44 [12] (0:12.51)	0:59.93 [12] (0:12.44)	0:47.49 [12] (0:11.57)	0:35.92 [12] (0:11.51)	0:24.41 [11] (0:11.82)	0:12.59 [10] (0:12.59)
Average Speed [km/h]	47.2	57.9	53.0	54.0	56.1	58.9	57.6	58.3	62.6	63.4	61.1	57.4
Top Speed [km/h]	57.7	59.7	54.7	55.9	58.2	61.0	59.0	60.7	63.7	64.0	62.6	58.4
Avg. Dist. to Rail [m]	7.6	0.7	1.2	0.7	1.8	2.4	2.6	1.8	0.8	3.3	8.8	6.3
Avg. Stride Freq. [Hz]	2.1	2.2	2.1	2.1	2.1	2.1	2.1	2.1	2.3	2.3	2.2	2.2
Avg. Stride Length [m]	6.4	7.4	7.0	7.1	7.3	7.6	7.5	7.6	7.6	7.7	7.6	7.4



- [] Ranking at each section and finish
- .-.- No data available at this section
- NA No data available



Horse/Jockey Name	Lately
Final Rank	10
Fastest Section Time (Section)	0:11.49 (600m)
Top Speed [km/h] (Section)	64.3 (600m)
Race State	Finished



Eagle Farm QLD Professional

Race 3: SEVEN BENCHMARK 78 Handicap - 2400m

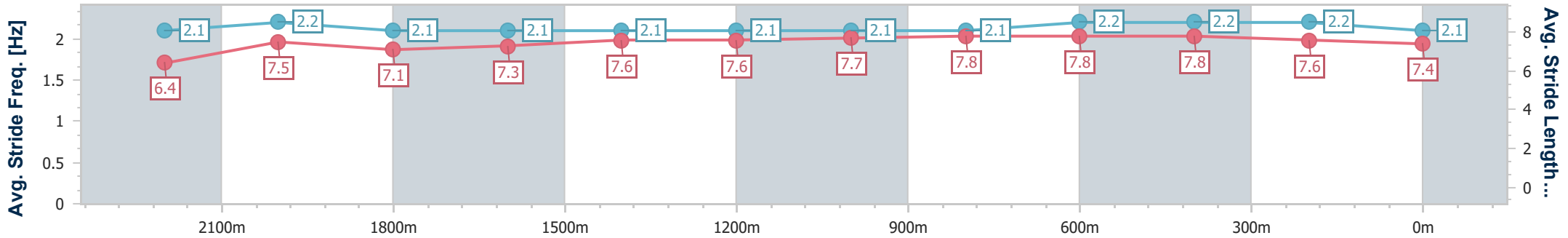
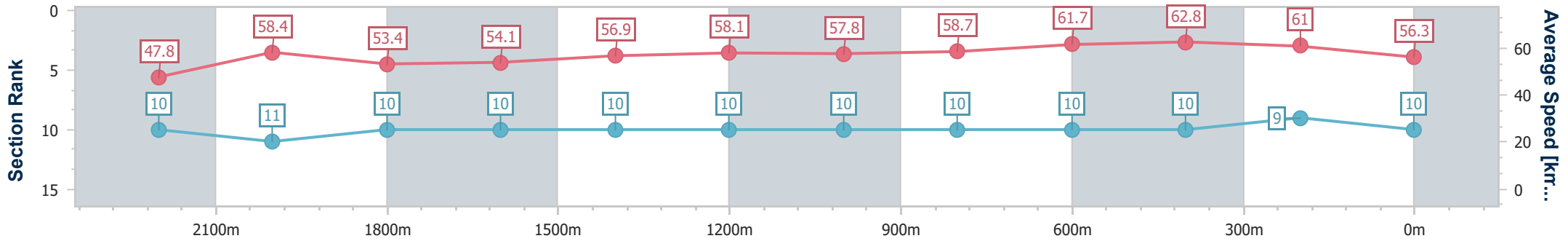
07 December 2024 - 13:23

Track Rating: Soft 5, Weather: Fine, Rail Position: True



BRISBANE RACING CLUB

Section	Overall	2200m	2000m	1800m	1600m	1400m	1200m	1000m	800m	600m	400m	200m
Section Times	2:32.36 [10] (0:15.03)	2:17.33 [10] (0:12.37)	2:04.96 [11] (0:13.47)	1:51.49 [10] (0:13.47)	1:38.02 [10] (0:12.77)	1:25.25 [10] (0:12.44)	1:12.81 [10] (0:12.43)	1:00.38 [10] (0:12.41)	0:47.97 [10] (0:11.79)	0:36.18 [10] (0:11.49)	0:24.69 [10] (0:11.80)	0:12.89 [9] (0:12.89)
Average Speed [km/h]	47.8	58.4	53.4	54.1	56.9	58.1	57.8	58.7	61.7	62.8	61.0	56.3
Top Speed [km/h]	59.6	59.8	55.0	55.1	57.9	58.7	58.8	61.4	64.0	64.3	62.3	59.4
Avg. Dist. to Rail [m]	5.7	0.9	0.7	1.8	2.5	2.4	2.7	2.1	2.1	0.9	7.4	8.5
Avg. Stride Freq. [Hz]	2.1	2.2	2.1	2.1	2.1	2.1	2.1	2.1	2.2	2.2	2.2	2.1
Avg. Stride Length [m]	6.4	7.5	7.1	7.3	7.6	7.6	7.7	7.8	7.8	7.8	7.6	7.4



- [] Ranking at each section and finish
- .-.- No data available at this section
- NA No data available



Horse/Jockey Name	Zaynudin
Final Rank	11
Fastest Section Time (Section)	0:11.72 (600m)
Top Speed [km/h] (Section)	62.3 (800m)
Race State	Finished

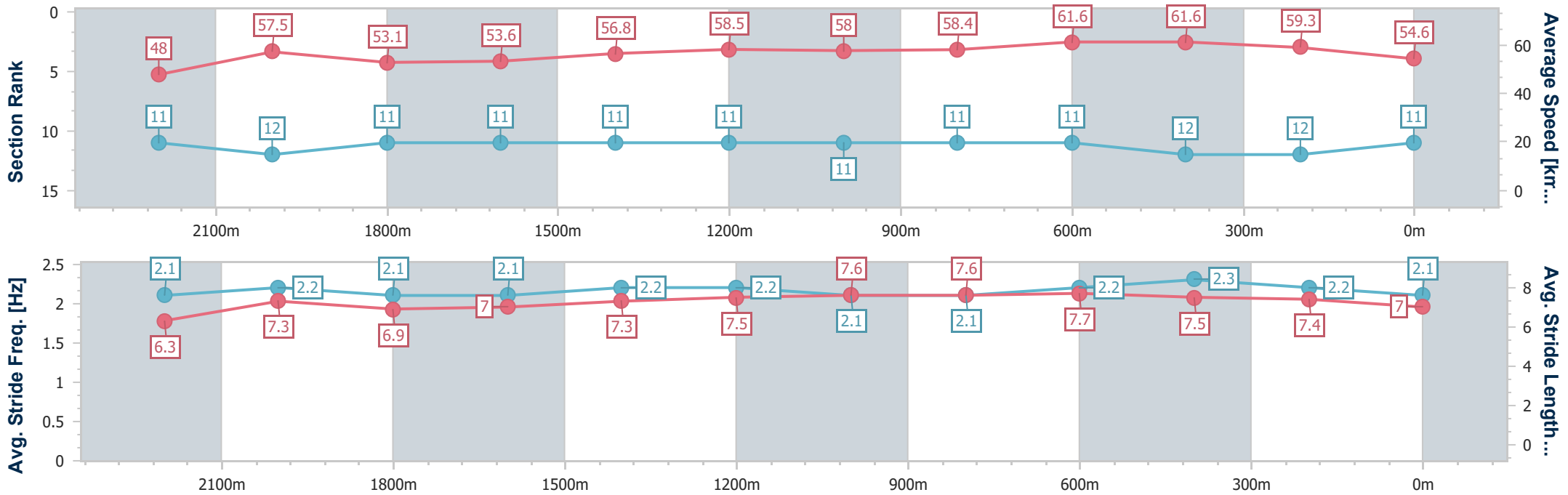


Eagle Farm QLD Professional
 Race 3: SEVEN BENCHMARK 78 Handicap - 2400m
 07 December 2024 - 13:23
 Track Rating: Soft 5, Weather: Fine, Rail Position: True



BRISBANE
RACING CLUB

Section	Overall	2200m	2000m	1800m	1600m	1400m	1200m	1000m	800m	600m	400m	200m
Section Times	2:33.31 [11] (0:15.06)	2:18.25 [11] (0:12.47)	2:05.78 [12] (0:13.44)	1:52.34 [11] (0:13.42)	1:38.92 [11] (0:12.82)	1:26.10 [11] (0:12.34)	1:13.76 [11] (0:12.43)	1:01.33 [11] (0:12.50)	0:48.83 [11] (0:11.73)	0:37.10 [11] (0:11.72)	0:25.38 [12] (0:12.12)	0:13.26 [12] (0:13.26)
Average Speed [km/h]	48.0	57.5	53.1	53.6	56.8	58.5	58.0	58.4	61.6	61.6	59.3	54.6
Top Speed [km/h]	58.6	60.2	54.1	55.0	58.3	59.2	58.5	60.7	62.3	62.3	60.9	57.5
Avg. Dist. to Rail [m]	2.2	1.5	2.2	0.8	2.8	3.3	3.4	2.7	0.7	1.1	6.7	7.7
Avg. Stride Freq. [Hz]	2.1	2.2	2.1	2.1	2.2	2.2	2.1	2.1	2.2	2.3	2.2	2.1
Avg. Stride Length [m]	6.3	7.3	6.9	7.0	7.3	7.5	7.6	7.6	7.7	7.5	7.4	7.0



- [] Ranking at each section and finish
- .-.- No data available at this section
- NA No data available



Horse/Jockey Name	Bak Da Man
Final Rank	12
Fastest Section Time (Section)	0:11.75 (800m)
Top Speed [km/h] (Section)	63.5 (800m)
Race State	Finished



Eagle Farm QLD Professional

Race 3: SEVEN BENCHMARK 78 Handicap - 2400m

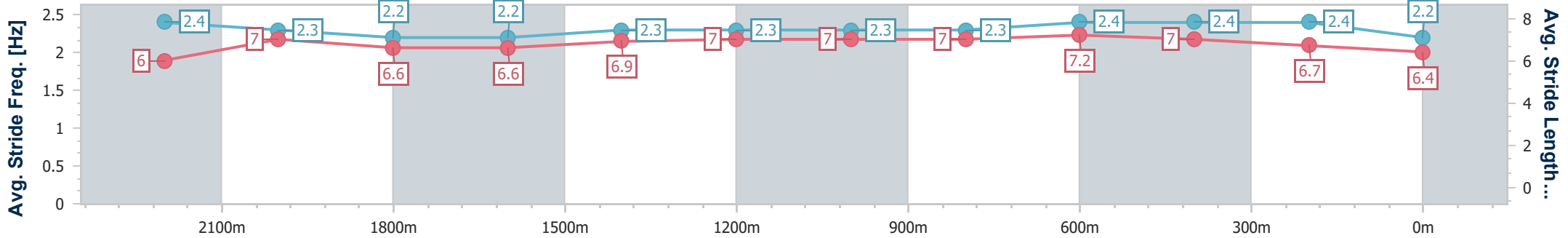
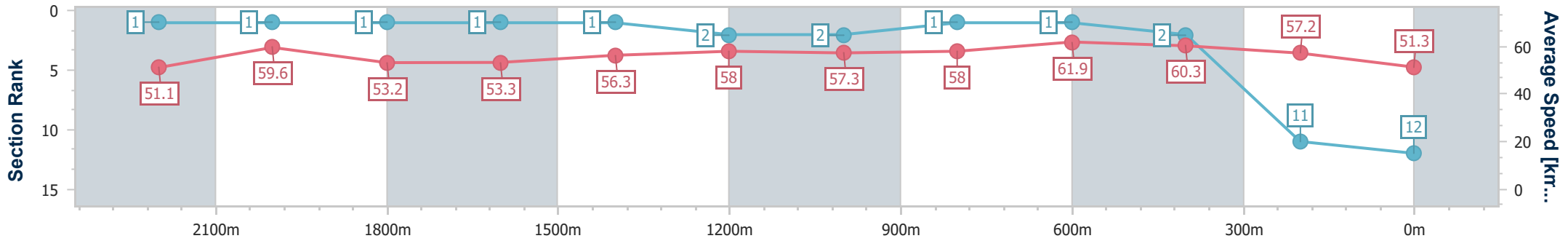
07 December 2024 - 13:23

Track Rating: Soft 5, Weather: Fine, Rail Position: True



BRISBANE RACING CLUB

Section	Overall	2200m	2000m	1800m	1600m	1400m	1200m	1000m	800m	600m	400m	200m
Section Times	2:33.71 [12] (0:14.13)	2:19.58 [1] (0:12.13)	2:07.45 [1] (0:13.37)	1:54.08 [1] (0:13.43)	1:40.65 [1] (0:12.85)	1:27.80 [1] (0:12.47)	1:15.33 [2] (0:12.52)	1:02.81 [2] (0:12.51)	0:50.30 [1] (0:11.75)	0:38.55 [1] (0:11.86)	0:26.69 [2] (0:12.62)	0:14.07 [11] (0:14.07)
Average Speed [km/h]	51.1	59.6	53.2	53.3	56.3	58.0	57.3	58.0	61.9	60.3	57.2	51.3
Top Speed [km/h]	62.2	62.8	54.3	54.5	58.5	59.3	58.6	59.8	63.5	62.6	59.1	54.3
Avg. Dist. to Rail [m]	8.6	1.4	1.8	1.0	1.6	2.4	2.6	1.0	2.1	1.0	1.7	2.6
Avg. Stride Freq. [Hz]	2.4	2.3	2.2	2.2	2.3	2.3	2.3	2.3	2.4	2.4	2.4	2.2
Avg. Stride Length [m]	6.0	7.0	6.6	6.6	6.9	7.0	7.0	7.0	7.2	7.0	6.7	6.4



- [] Ranking at each section and finish
- .-.- No data available at this section
- NA No data available



Horse/Jockey Name	Ceremonious
Final Rank	13
Fastest Section Time (Section)	0:11.74 (800m)
Top Speed [km/h] (Section)	62.8 (800m)
Race State	Finished

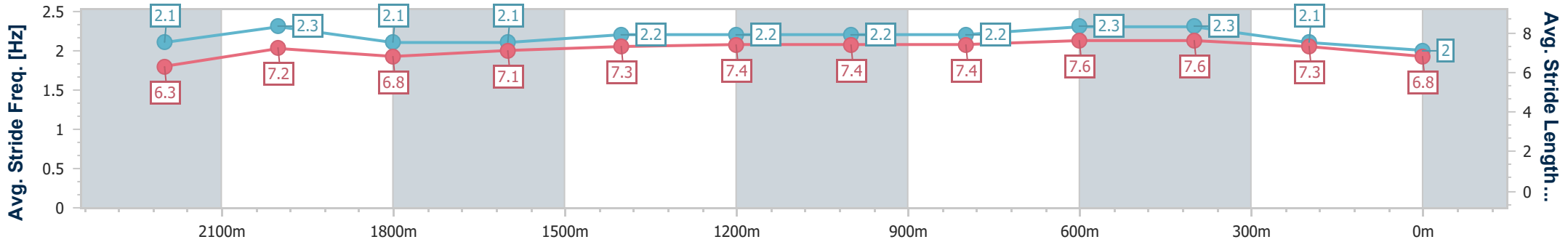
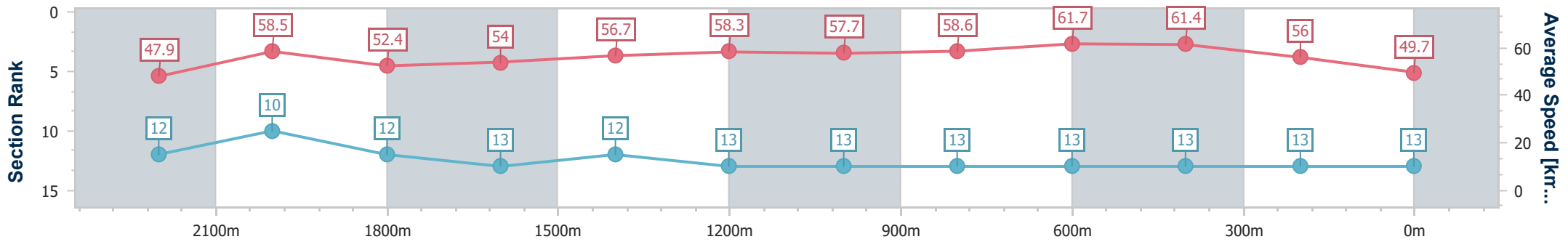


Eagle Farm QLD Professional
 Race 3: SEVEN BENCHMARK 78 Handicap - 2400m
 07 December 2024 - 13:23
 Track Rating: Soft 5, Weather: Fine, Rail Position: True



BRISBANE
RACING CLUB

Section	Overall	2200m	2000m	1800m	1600m	1400m	1200m	1000m	800m	600m	400m	200m
Section Times	2:35.69 [13] (0:15.06)	2:20.63 [12] (0:12.31)	2:08.32 [10] (0:13.78)	1:54.54 [12] (0:13.47)	1:41.07 [13] (0:12.84)	1:28.23 [12] (0:12.36)	1:15.87 [13] (0:12.49)	1:03.38 [13] (0:12.47)	0:50.91 [13] (0:11.74)	0:39.17 [13] (0:11.79)	0:27.38 [13] (0:12.82)	0:14.56 [13] (0:14.56)
Average Speed [km/h]	47.9	58.5	52.4	54.0	56.7	58.3	57.7	58.6	61.7	61.4	56.0	49.7
Top Speed [km/h]	59.0	61.3	53.8	55.3	58.8	59.4	58.6	60.8	62.8	62.4	59.1	52.1
Avg. Dist. to Rail [m]	4.8	1.4	0.7	1.6	3.1	3.2	3.3	2.5	1.2	1.2	4.2	4.2
Avg. Stride Freq. [Hz]	2.1	2.3	2.1	2.1	2.2	2.2	2.2	2.2	2.3	2.3	2.1	2.0
Avg. Stride Length [m]	6.3	7.2	6.8	7.1	7.3	7.4	7.4	7.4	7.6	7.6	7.3	6.8



- [] Ranking at each section and finish
- .-.- No data available at this section
- NA No data available