



Eagle Farm QLD Professional

Race 4: SEN BENCHMARK 85 Handicap - 1200m

07 December 2024 - 14:00



BRISBANE
RACING CLUB

Track Rating: Soft 5, Weather: Fine, Rail Position: True

Section												Last 600m		
Field Times		Overall	1000m	800m	600m	400m	200m						0:34.67	
		1:09.82 (0:13.08)	0:56.74 (0:10.90)	0:45.84 (0:11.17)	0:34.67 (0:11.16)	0:23.51 (0:11.24)	0:12.27 (0:12.27)							
Rank	TAB	Horse/Jockey	Barrier	Top Speed [km/h]	Fastest Section							Margin	Distance Travelled [m]	
1	2	NED'S GULLY Cody Collis	8	68.6 1000m	0:10.86 1000m	1:09.82 [1] (0:13.53)	0:56.29 [5] (0:10.86)	0:45.43 [4] (0:11.07)	0:34.36 [4] (0:11.16)	0:23.20 [4] (0:11.01)	0:12.19 [2] (0:12.19)	1:09.82	0:34.36	
2	5	POCKET FULL Ryan Maloney	10	67.7 1000m	0:10.90 400m	1:09.84 [2] (0:13.87)	0:55.97 [9] (0:11.04)	0:44.93 [10] (0:11.02)	0:33.91 [8] (0:11.13)	0:22.78 [8] (0:10.90)	0:11.88 [5] (0:11.88)	0.12L	0:33.91	-1
3	14	TEN TRINITY SQUARE Robbie Dolan	7	67.5 400m	0:10.84 400m	1:09.90 [3] (0:13.74)	0:56.16 [8] (0:11.03)	0:45.13 [8] (0:11.11)	0:34.02 [7] (0:11.01)	0:23.01 [5] (0:10.84)	0:12.17 [3] (0:12.17)	0.51L	0:34.02	-3
4	3	GOLDSBOROUGH Emily Lang	5	69.0 Overall	0:10.90 1000m	1:09.97 [4] (0:13.08)	0:56.89 [1] (0:10.90)	0:45.99 [1] (0:11.19)	0:34.80 [2] (0:11.14)	0:23.66 [1] (0:11.24)	0:12.42 [1] (0:12.42)	0.88L	0:34.80	-2
5	7	BEWS Kyle Wilson-Taylor	6	67.7 400m	0:10.93 400m	1:10.27 [5] (0:13.72)	0:56.55 [7] (0:10.96)	0:45.59 [7] (0:11.25)	0:34.34 [9] (0:11.26)	0:23.08 [9] (0:10.93)	0:12.15 [7] (0:12.15)	2.64L	0:34.34	-4
6	8	END ASSEMBLY Bailey Wheeler	3	67.0 1000m	0:11.03 1000m	1:10.29 [6] (0:13.57)	0:56.72 [6] (0:11.03)	0:45.69 [6] (0:11.21)	0:34.48 [6] (0:11.11)	0:23.37 [6] (0:11.08)	0:12.29 [6] (0:12.29)	2.78L	0:34.48	-8
7	9	BLUE SPINEL Angela Jones	4	67.5 1000m	0:11.03 1000m	1:10.30 [7] (0:13.25)	0:57.05 [3] (0:11.03)	0:46.02 [3] (0:11.13)	0:34.89 [3] (0:11.06)	0:23.83 [2] (0:11.30)	0:12.53 [4] (0:12.53)	2.84L	0:34.89	-1
8	1	JETTY Jake Bayliss	9	67.7 1000m	0:11.04 1000m	1:10.43 [8] (0:13.87)	0:56.56 [9] (0:11.04)	0:45.52 [9] (0:11.14)	0:34.38 [10] (0:11.14)	0:23.24 [10] (0:11.12)	0:12.12 [8] (0:12.12)	3.6L	0:34.38	-6
9	6	ART BY CONCORDE Luke Dempsey	1	67.0 800m	0:10.97 1000m	1:10.94 [9] (0:13.45)	0:57.49 [4] (0:10.97)	0:46.52 [5] (0:11.20)	0:35.32 [5] (0:11.32)	0:24.00 [7] (0:11.44)	0:12.56 [9] (0:12.56)	6.61L	0:35.32	-5
10	4	MY SNOW QUEEN Tahlia Fenlon	2	67.7 Overall	0:10.98 1000m	1:13.35 [10] (0:13.11)	1:00.24 [2] (0:10.98)	0:49.26 [2] (0:11.06)	0:38.20 [1] (0:11.44)	0:26.76 [3] (0:11.91)	0:14.85 [10] (0:14.85)	20.79L	0:38.20	-10

Scratched: Acres Away (#12), Troika (#13), Light Of Boom (#10), The Astronomer (#11)

Report Created: Sat 7 December 2024 14:45 GMT+ (Note: Timing is based on position data)

Page 1/11

[] Ranking at each section and finish
 :---: No data available at this section
 NA No data available

SCN Saddle cloth number
 DNF Did not finish
 DNT Did not track

data processed by TRIPLES DATA



Horse/Jockey Name	Ned's Gully
Final Rank	1
Fastest Section Time (Section)	0:10.86 (1000m)
Top Speed [km/h] (Section)	68.6 (1000m)
Race State	Finished

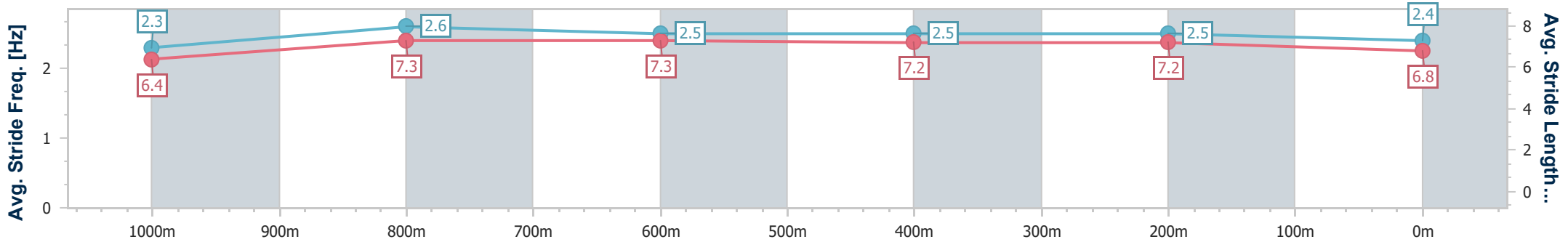
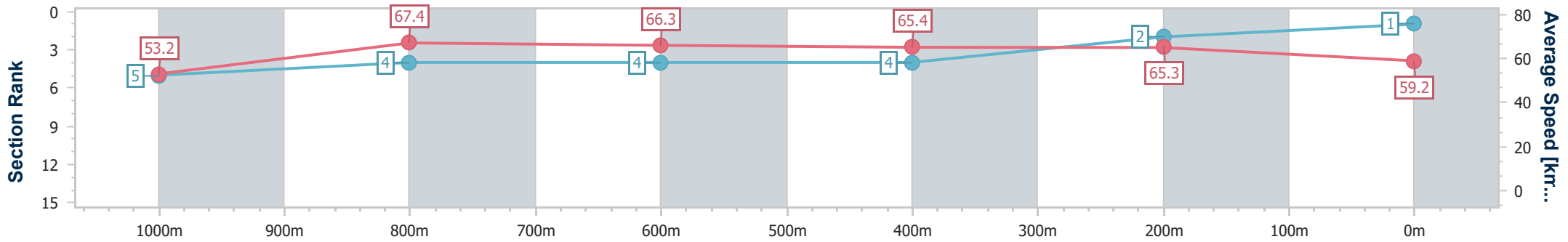


Eagle Farm QLD Professional
 Race 4: SEN BENCHMARK 85 Handicap - 1200m
 07 December 2024 - 14:00
 Track Rating: Soft 5, Weather: Fine, Rail Position: True



BRISBANE
RACING CLUB

Section	Overall	1000m	800m	600m	400m	200m
Section Times	1:09.82 [1] (0:13.53)	0:56.29 [5] (0:10.86)	0:45.43 [4] (0:11.07)	0:34.36 [4] (0:11.16)	0:23.20 [4] (0:11.01)	0:12.19 [2] (0:12.19)
Average Speed [km/h]	53.2	67.4	66.3	65.4	65.3	59.2
Top Speed [km/h]	65.9	68.6	66.6	66.8	66.9	63.1
Avg. Dist. to Rail [m]	4.2	3.3	3.5	3.1	7.2	8.2
Avg. Stride Freq. [Hz]	2.3	2.6	2.5	2.5	2.5	2.4
Avg. Stride Length [m]	6.4	7.3	7.3	7.2	7.2	6.8



- [] Ranking at each section and finish
- .-.- No data available at this section
- NA No data available



Horse/Jockey Name	Pocket Full
Final Rank	2
Fastest Section Time (Section)	0:10.90 (400m)
Top Speed [km/h] (Section)	67.7 (1000m)
Race State	Finished



Eagle Farm QLD Professional

Race 4: SEN BENCHMARK 85 Handicap - 1200m

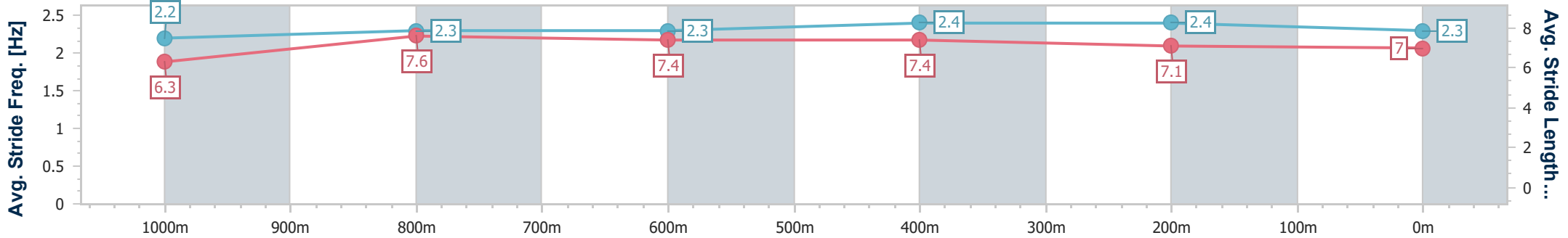
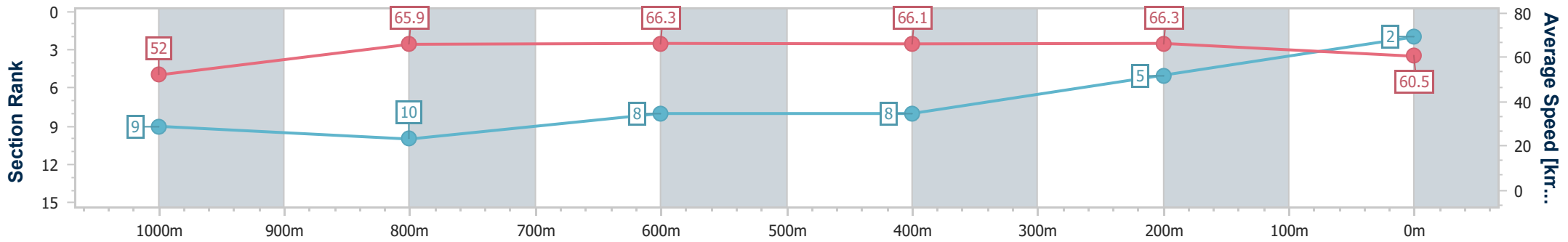
07 December 2024 - 14:00

Track Rating: Soft 5, Weather: Fine, Rail Position: True



BRISBANE RACING CLUB

Section	Overall	1000m	800m	600m	400m	200m
Section Times	1:09.84 [2] (0:13.87)	0:55.97 [9] (0:11.04)	0:44.93 [10] (0:11.02)	0:33.91 [8] (0:11.13)	0:22.78 [8] (0:10.90)	0:11.88 [5]
Average Speed [km/h]	52.0	65.9	66.3	66.1	66.3	60.5
Top Speed [km/h]	63.4	67.7	67.4	66.9	67.0	63.7
Avg. Dist. to Rail [m]	6.2	1.9	3.3	5.1	9.9	11.8
Avg. Stride Freq. [Hz]	2.2	2.3	2.3	2.4	2.4	2.3
Avg. Stride Length [m]	6.3	7.6	7.4	7.4	7.1	7.0



- [] Ranking at each section and finish
- .-.- No data available at this section
- NA No data available



Horse/Jockey Name	Ten Trinity Square
Final Rank	3
Fastest Section Time (Section)	0:10.84 (400m)
Top Speed [km/h] (Section)	67.5 (400m)
Race State	Finished



Eagle Farm QLD Professional

Race 4: SEN BENCHMARK 85 Handicap - 1200m

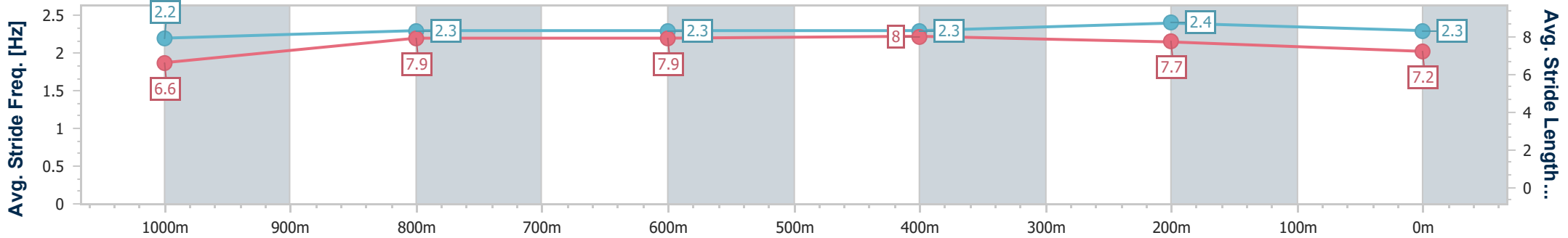
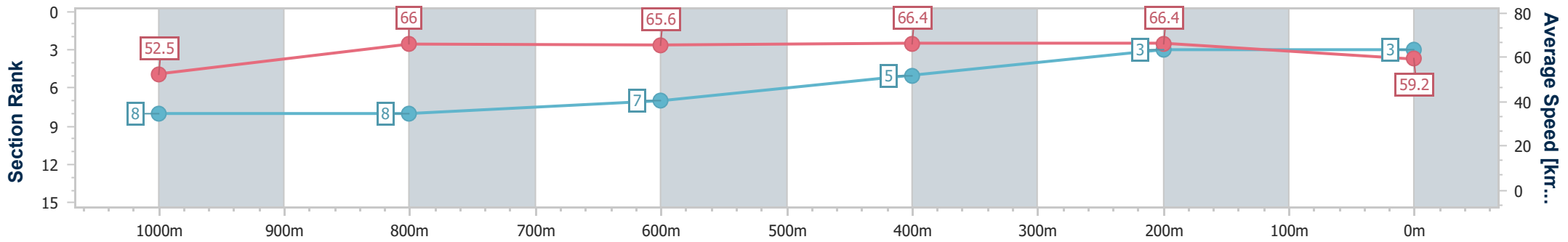
07 December 2024 - 14:00

Track Rating: Soft 5, Weather: Fine, Rail Position: True



BRISBANE RACING CLUB

Section	Overall	1000m	800m	600m	400m	200m
Section Times	1:09.90 [3] (0:13.74)	0:56.16 [8] (0:11.03)	0:45.13 [8] (0:11.11)	0:34.02 [7] (0:11.01)	0:23.01 [5] (0:10.84)	0:12.17 [3] (0:12.17)
Average Speed [km/h]	52.5	66.0	65.6	66.4	66.4	59.2
Top Speed [km/h]	65.0	67.4	67.2	67.4	67.5	64.0
Avg. Dist. to Rail [m]	3.0	2.5	2.5	2.8	6.7	7.2
Avg. Stride Freq. [Hz]	2.2	2.3	2.3	2.3	2.4	2.3
Avg. Stride Length [m]	6.6	7.9	7.9	8.0	7.7	7.2



- [] Ranking at each section and finish
- .-.- No data available at this section
- NA No data available



Horse/Jockey Name	Goldsborough
Final Rank	4
Fastest Section Time (Section)	0:10.90 (1000m)
Top Speed [km/h] (Section)	69.0 (Overall)
Race State	Finished



Eagle Farm QLD Professional

Race 4: SEN BENCHMARK 85 Handicap - 1200m

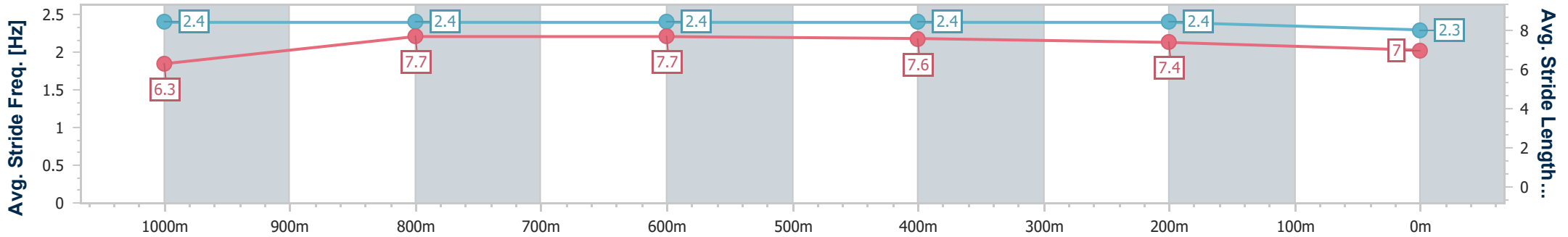
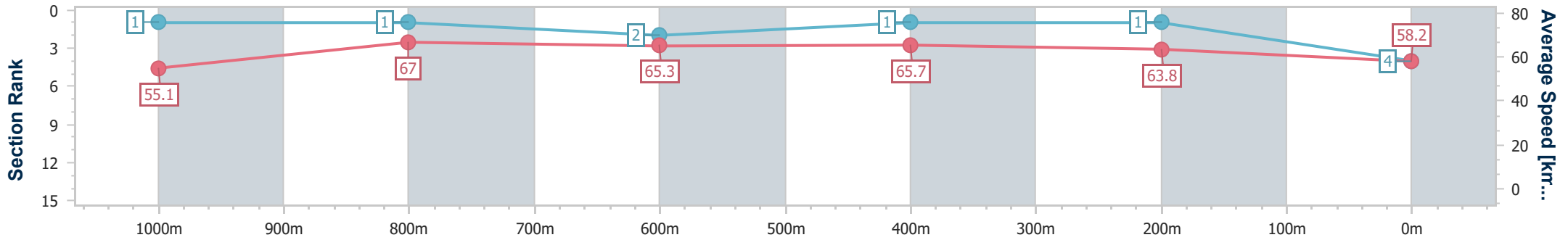
07 December 2024 - 14:00

Track Rating: Soft 5, Weather: Fine, Rail Position: True



BRISBANE RACING CLUB

Section	Overall	1000m	800m	600m	400m	200m
Section Times	1:09.97 [4] (0:13.08)	0:56.89 [1] (0:10.90)	0:45.99 [1] (0:11.19)	0:34.80 [2] (0:11.14)	0:23.66 [1] (0:11.24)	0:12.42 [1] (0:12.42)
Average Speed [km/h]	55.1	67.0	65.3	65.7	63.8	58.2
Top Speed [km/h]	69.0	68.8	67.0	67.7	66.0	61.9
Avg. Dist. to Rail [m]	3.8	2.4	3.9	2.6	4.8	4.6
Avg. Stride Freq. [Hz]	2.4	2.4	2.4	2.4	2.4	2.3
Avg. Stride Length [m]	6.3	7.7	7.7	7.6	7.4	7.0



- [] Ranking at each section and finish
- .-.- No data available at this section
- NA No data available



Horse/Jockey Name	Bews
Final Rank	5
Fastest Section Time (Section)	0:10.93 (400m)
Top Speed [km/h] (Section)	67.7 (400m)
Race State	Finished



Eagle Farm QLD Professional

Race 4: SEN BENCHMARK 85 Handicap - 1200m

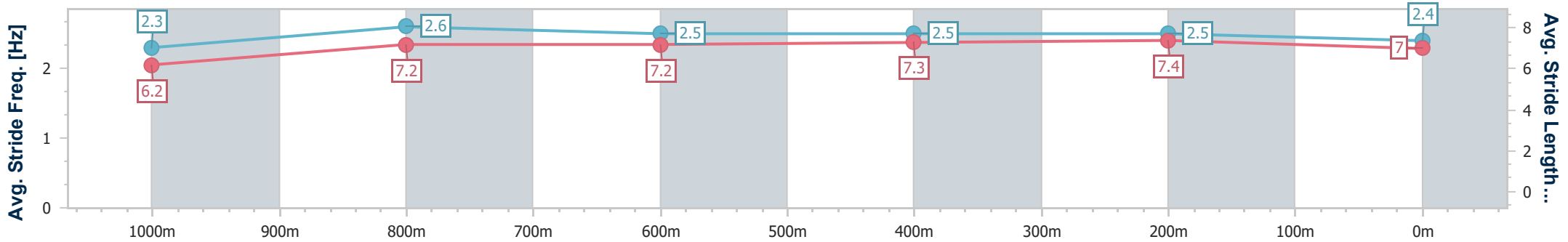
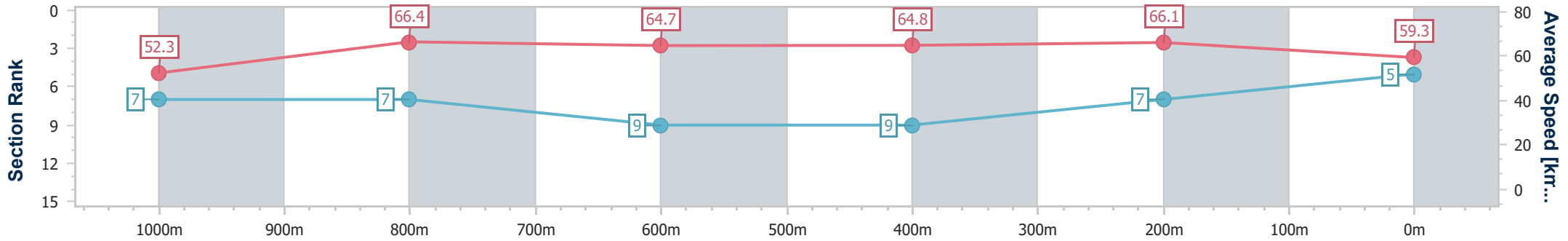
07 December 2024 - 14:00

Track Rating: Soft 5, Weather: Fine, Rail Position: True



BRISBANE RACING CLUB

Section	Overall	1000m	800m	600m	400m	200m
Section Times	1:10.27 [5] (0:13.72)	0:56.55 [7] (0:10.96)	0:45.59 [7] (0:11.25)	0:34.34 [9] (0:11.26)	0:23.08 [9] (0:10.93)	0:12.15 [7] (0:12.15)
Average Speed [km/h]	52.3	66.4	64.7	64.8	66.1	59.3
Top Speed [km/h]	65.9	67.6	66.5	66.5	67.7	63.1
Avg. Dist. to Rail [m]	2.0	1.2	2.7	3.2	7.4	6.6
Avg. Stride Freq. [Hz]	2.3	2.6	2.5	2.5	2.5	2.4
Avg. Stride Length [m]	6.2	7.2	7.2	7.3	7.4	7.0



- [] Ranking at each section and finish
- .-.- No data available at this section
- NA No data available



Horse/Jockey Name	End Assembly
Final Rank	6
Fastest Section Time (Section)	0:11.03 (1000m)
Top Speed [km/h] (Section)	67.0 (1000m)
Race State	Finished



Eagle Farm QLD Professional

Race 4: SEN BENCHMARK 85 Handicap - 1200m

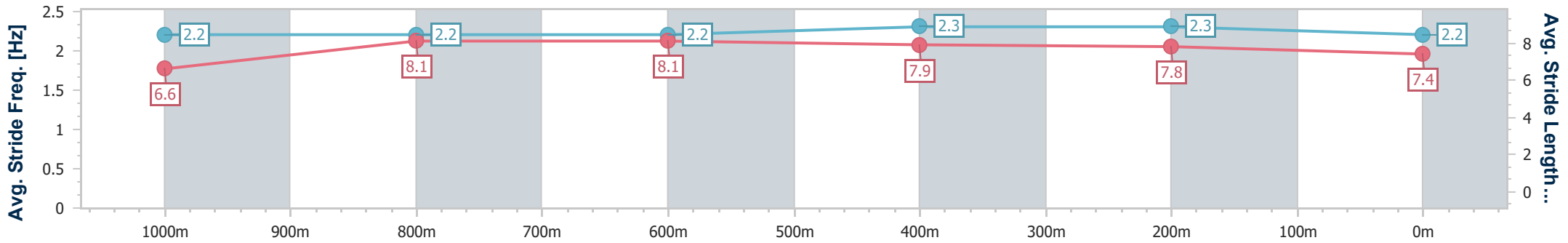
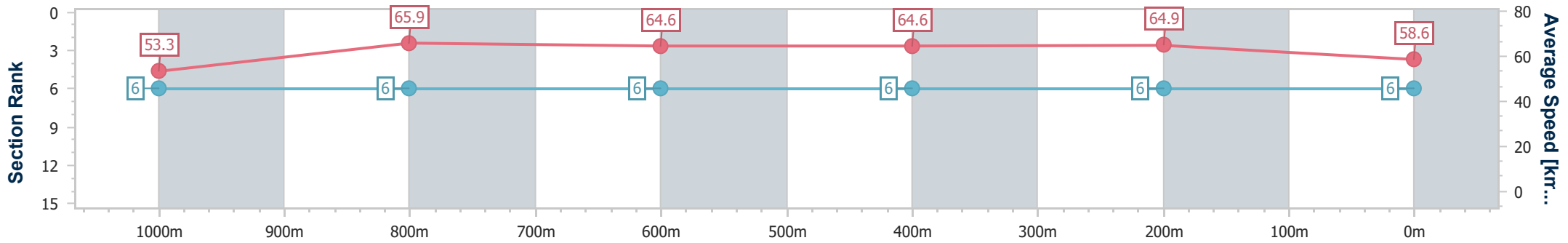
07 December 2024 - 14:00

Track Rating: Soft 5, Weather: Fine, Rail Position: True



BRISBANE RACING CLUB

Section	Overall	1000m	800m	600m	400m	200m
Section Times	1:10.29 [6] (0:13.57)	0:56.72 [6] (0:11.03)	0:45.69 [6] (0:11.21)	0:34.48 [6] (0:11.11)	0:23.37 [6] (0:11.08)	0:12.29 [6] (0:12.29)
Average Speed [km/h]	53.3	65.9	64.6	64.6	64.9	58.6
Top Speed [km/h]	66.0	67.0	65.7	66.9	66.9	63.0
Avg. Dist. to Rail [m]	2.1	1.9	1.1	0.5	2.1	0.7
Avg. Stride Freq. [Hz]	2.2	2.2	2.2	2.3	2.3	2.2
Avg. Stride Length [m]	6.6	8.1	8.1	7.9	7.8	7.4



- [] Ranking at each section and finish
- .-.- No data available at this section
- NA No data available



Horse/Jockey Name	Blue Spinel
Final Rank	7
Fastest Section Time (Section)	0:11.03 (1000m)
Top Speed [km/h] (Section)	67.5 (1000m)
Race State	Finished

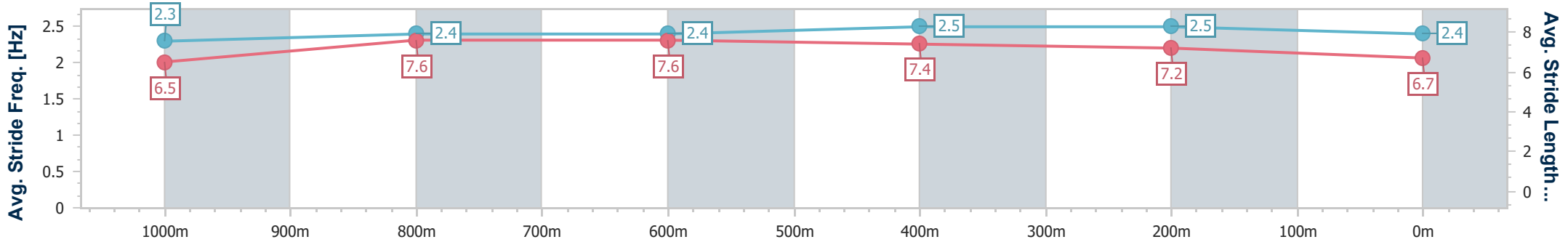
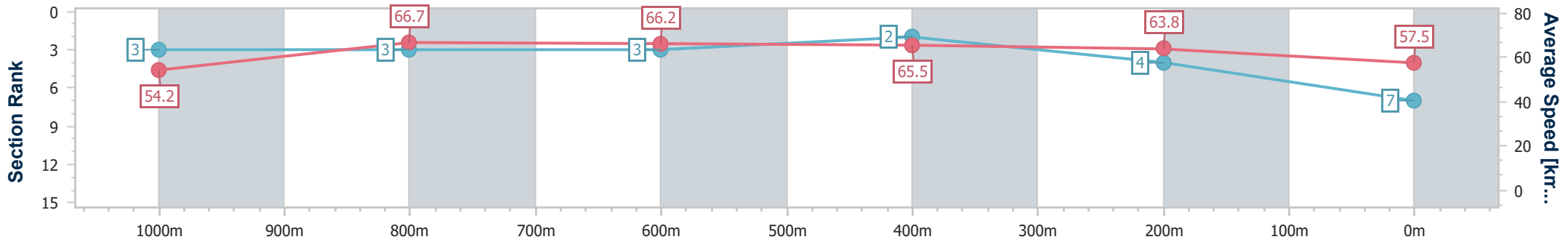


Eagle Farm QLD Professional
 Race 4: SEN BENCHMARK 85 Handicap - 1200m
 07 December 2024 - 14:00
 Track Rating: Soft 5, Weather: Fine, Rail Position: True



BRISBANE
RACING CLUB

Section	Overall	1000m	800m	600m	400m	200m
Section Times	1:10.30 [7] (0:13.25)	0:57.05 [3] (0:11.03)	0:46.02 [3] (0:11.13)	0:34.89 [3] (0:11.06)	0:23.83 [2] (0:11.30)	0:12.53 [4] (0:12.53)
Average Speed [km/h]	54.2	66.7	66.2	65.5	63.8	57.5
Top Speed [km/h]	66.2	67.5	66.6	66.5	66.3	61.5
Avg. Dist. to Rail [m]	2.7	3.5	4.6	2.2	5.9	7.5
Avg. Stride Freq. [Hz]	2.3	2.4	2.4	2.5	2.5	2.4
Avg. Stride Length [m]	6.5	7.6	7.6	7.4	7.2	6.7



- [] Ranking at each section and finish
- .-.- No data available at this section
- NA No data available



Horse/Jockey Name	Jetty
Final Rank	8
Fastest Section Time (Section)	0:11.04 (1000m)
Top Speed [km/h] (Section)	67.7 (1000m)
Race State	Finished



Eagle Farm QLD Professional

Race 4: SEN BENCHMARK 85 Handicap - 1200m

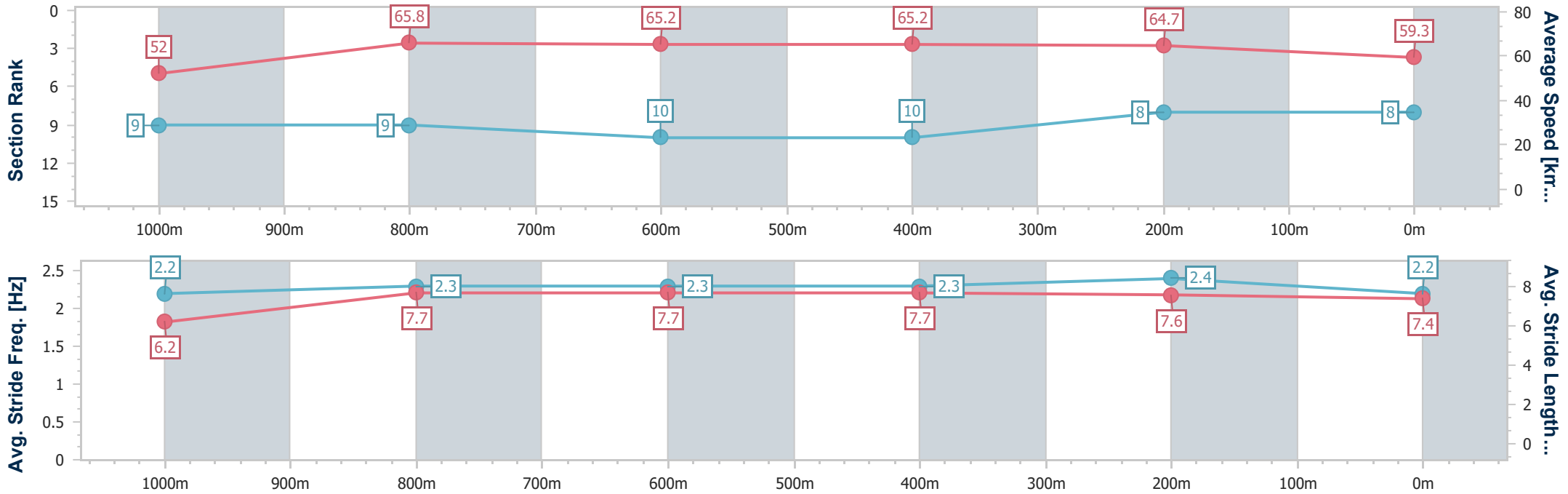
07 December 2024 - 14:00

Track Rating: Soft 5, Weather: Fine, Rail Position: True



BRISBANE RACING CLUB

Section	Overall	1000m	800m	600m	400m	200m
Section Times	1:10.43 [8] (0:13.87)	0:56.56 [9] (0:11.04)	0:45.52 [9] (0:11.14)	0:34.38 [10] (0:11.14)	0:23.24 [10] (0:11.12)	0:12.12 [8] (0:12.12)
Average Speed [km/h]	52.0	65.8	65.2	65.2	64.7	59.3
Top Speed [km/h]	63.7	67.7	67.6	66.7	66.7	62.6
Avg. Dist. to Rail [m]	5.0	2.0	1.8	1.1	3.9	2.5
Avg. Stride Freq. [Hz]	2.2	2.3	2.3	2.3	2.4	2.2
Avg. Stride Length [m]	6.2	7.7	7.7	7.7	7.6	7.4



- [] Ranking at each section and finish
- .-.- No data available at this section
- NA No data available



Horse/Jockey Name	Art By Concorde
Final Rank	9
Fastest Section Time (Section)	0:10.97 (1000m)
Top Speed [km/h] (Section)	67.0 (800m)
Race State	Finished

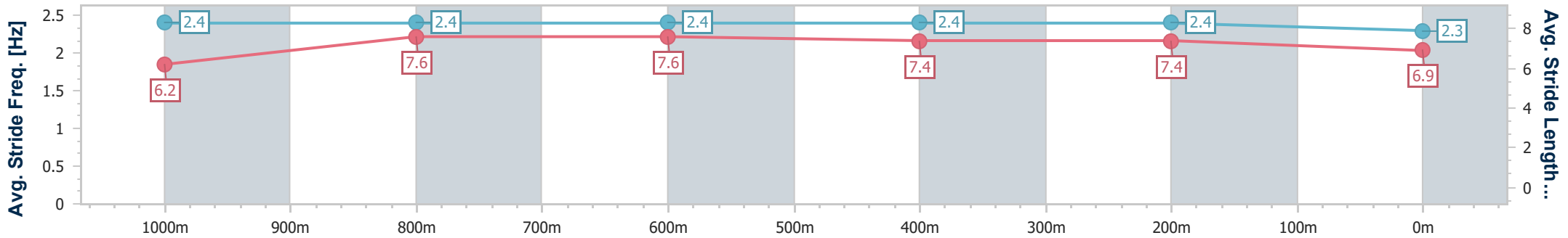
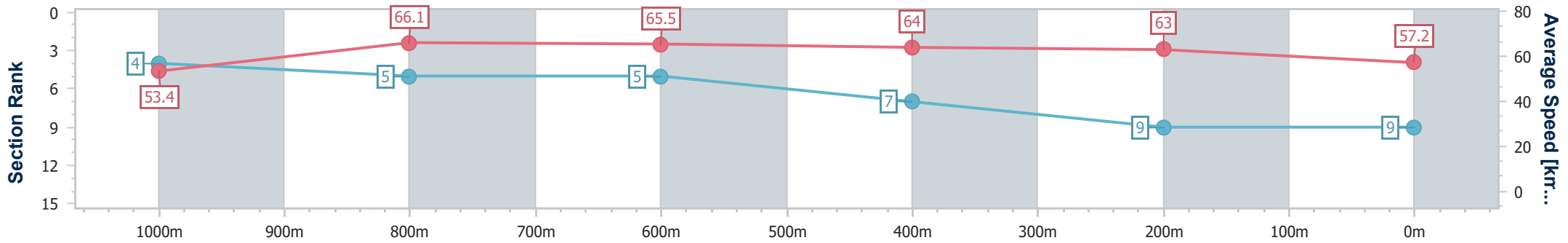


Eagle Farm QLD Professional
 Race 4: SEN BENCHMARK 85 Handicap - 1200m
 07 December 2024 - 14:00
 Track Rating: Soft 5, Weather: Fine, Rail Position: True



BRISBANE
 RACING CLUB

Section	Overall	1000m	800m	600m	400m	200m
Section Times	1:10.94 [9] (0:13.45)	0:57.49 [4] (0:10.97)	0:46.52 [5] (0:11.20)	0:35.32 [5] (0:11.32)	0:24.00 [7] (0:11.44)	0:12.56 [9] (0:12.56)
Average Speed [km/h]	53.4	66.1	65.5	64.0	63.0	57.2
Top Speed [km/h]	65.8	66.9	67.0	65.1	65.5	60.7
Avg. Dist. to Rail [m]	0.9	1.7	3.9	1.3	1.0	0.7
Avg. Stride Freq. [Hz]	2.4	2.4	2.4	2.4	2.4	2.3
Avg. Stride Length [m]	6.2	7.6	7.6	7.4	7.4	6.9



- [] Ranking at each section and finish
- .-.- No data available at this section
- NA No data available



Horse/Jockey Name	My Snow Queen
Final Rank	10
Fastest Section Time (Section)	0:10.98 (1000m)
Top Speed [km/h] (Section)	67.7 (Overall)
Race State	Finished



Eagle Farm QLD Professional

Race 4: SEN BENCHMARK 85 Handicap - 1200m

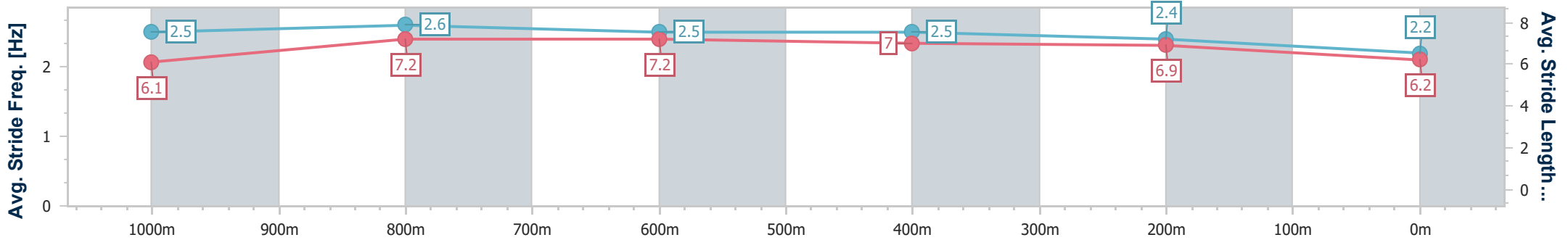
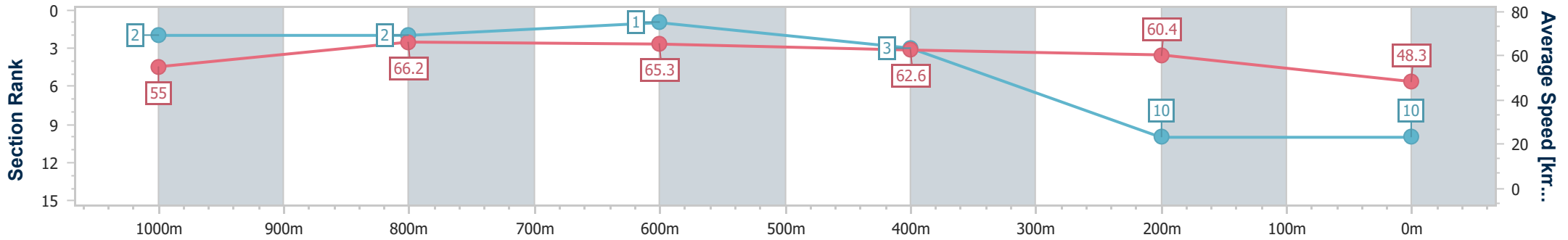
07 December 2024 - 14:00

Track Rating: Soft 5, Weather: Fine, Rail Position: True



BRISBANE RACING CLUB

Section	Overall	1000m	800m	600m	400m	200m
Section Times	1:13.35 [10] (0:13.11)	1:00.24 [2] (0:10.98)	0:49.26 [2] (0:11.06)	0:38.20 [1] (0:11.44)	0:26.76 [3] (0:11.91)	0:14.85 [10] (0:14.85)
Average Speed [km/h]	55.0	66.2	65.3	62.6	60.4	48.3
Top Speed [km/h]	67.7	67.3	67.0	63.5	62.1	56.4
Avg. Dist. to Rail [m]	1.1	1.4	1.3	1.2	0.3	1.1
Avg. Stride Freq. [Hz]	2.5	2.6	2.5	2.5	2.4	2.2
Avg. Stride Length [m]	6.1	7.2	7.2	7.0	6.9	6.2



- [] Ranking at each section and finish
- .-.- No data available at this section
- NA No data available