



# Eagle Farm QLD Professional

## Race 10: IMPRESSU BENCHMARK 78 Handicap - 1400m

07 December 2024 - 17:49



BRISBANE  
RACING CLUB

Track Rating: Soft 5, Weather: Fine, Rail Position: True

| Section     |  | Overall              | 1200m                | 1000m                | 800m                      | 600m                      | 400m                      | Last 600m                 |                           |                           |         |    |
|-------------|--|----------------------|----------------------|----------------------|---------------------------|---------------------------|---------------------------|---------------------------|---------------------------|---------------------------|---------|----|
| Field Times |  | 1:23.71<br>(0:13.76) | 1:09.95<br>(0:11.46) | 0:58.49<br>(0:11.95) | 0:46.54<br>(0:11.87)      | 0:34.67<br>(0:11.59)      | 0:23.08<br>(0:11.23)      | 0:34.67                   |                           |                           |         |    |
| Rank        | TAB Horse/Jockey                       | Barrier              | Top Speed [km/h]     | Fastest Section      | Distance Travelled [m]    |                           |                           |                           |                           |                           |         |    |
| 1           | 16 TAVS<br>Angela Jones                | 11                   | 68.8<br>400m         | 0:10.68<br>400m      | 1:23.71 [1]<br>(0:14.81)  | 1:08.90 [12]<br>(0:11.48) | 0:57.42 [12]<br>(0:11.82) | 0:45.60 [11]<br>(0:11.94) | 0:33.66 [11]<br>(0:11.30) | 0:22.36 [11]<br>(0:10.68) | 0:33.66 |    |
| 2           | 8 BLACK DUKE<br>Jake Bayliss           | 10                   | 66.0<br>400m         | 0:11.08<br>400m      | 1:23.95 [2]<br>(0:14.16)  | 1:09.79 [5]<br>(0:11.37)  | 0:58.42 [4]<br>(0:11.81)  | 0:46.61 [3]<br>(0:11.91)  | 0:34.70 [3]<br>(0:11.53)  | 0:23.17 [3]<br>(0:11.08)  | 0:34.70 | -3 |
| 3           | 12 STARRY EYES<br>Ron Stewart          | 5                    | 66.5<br>400m         | 0:11.10<br>400m      | 1:23.98 [3]<br>(0:14.25)  | 1:09.73 [7]<br>(0:11.60)  | 0:58.13 [7]<br>(0:11.81)  | 0:46.32 [6]<br>(0:11.90)  | 0:34.42 [6]<br>(0:11.42)  | 0:23.00 [5]<br>(0:11.10)  | 0:34.42 | -4 |
| 4           | 11 WHISKY DREAM<br>Emily Lang          | 12                   | 65.5<br>1200m        | 0:11.27<br>1200m     | 1:24.06 [4]<br>(0:14.10)  | 1:09.96 [4]<br>(0:11.27)  | 0:58.69 [2]<br>(0:11.91)  | 0:46.78 [2]<br>(0:11.89)  | 0:34.89 [2]<br>(0:11.57)  | 0:23.32 [2]<br>(0:11.27)  | 0:34.89 | -5 |
| 5           | 10 ZHUANG SHI<br>Michael Rodd          | 13                   | 66.5<br>400m         | 0:11.08<br>400m      | 1:24.19 [5]<br>(0:14.61)  | 1:09.58 [10]<br>(0:11.47) | 0:58.11 [10]<br>(0:11.72) | 0:46.39 [7]<br>(0:11.90)  | 0:34.49 [8]<br>(0:11.41)  | 0:23.08 [6]<br>(0:11.08)  | 0:34.49 | -1 |
| 6           | 2 BULLION BOY<br>Cody Collis           | 7                    | 65.2<br>400m         | 0:11.17<br>400m      | 1:24.19 [6]<br>(0:13.97)  | 1:10.22 [3]<br>(0:11.57)  | 0:58.65 [5]<br>(0:11.98)  | 0:46.67 [5]<br>(0:11.82)  | 0:34.85 [4]<br>(0:11.60)  | 0:23.25 [4]<br>(0:11.17)  | 0:34.85 | -6 |
| 7           | 7 IVERSON<br>Bailey Wheeler            | 1                    | 65.9<br>400m         | 0:11.12<br>400m      | 1:24.23 [7]<br>(0:14.19)  | 1:10.04 [6]<br>(0:11.61)  | 0:58.43 [6]<br>(0:12.07)  | 0:46.36 [8]<br>(0:11.80)  | 0:34.56 [7]<br>(0:11.49)  | 0:23.07 [7]<br>(0:11.12)  | 0:34.56 | -6 |
| 8           | 3 RELEASE THE BEANS<br>Jasper Franklin | 9                    | 66.2<br>400m         | 0:11.13<br>400m      | 1:24.49 [8]<br>(0:14.48)  | 1:10.01 [9]<br>(0:11.60)  | 0:58.41 [9]<br>(0:11.87)  | 0:46.54 [9]<br>(0:11.80)  | 0:34.74 [10]<br>(0:11.56) | 0:23.18 [9]<br>(0:11.13)  | 0:34.74 | -5 |
| 9           | 9 HE'S HEAVEN<br>Vlad Duric            | 2                    | 67.0<br>400m         | 0:10.99<br>400m      | 1:24.50 [9]<br>(0:15.02)  | 1:09.48 [13]<br>(0:11.63) | 0:57.85 [13]<br>(0:11.84) | 0:46.01 [13]<br>(0:11.69) | 0:34.32 [13]<br>(0:11.39) | 0:22.93 [13]<br>(0:10.99) | 0:34.32 | -8 |
| 10          | 14 MOONAN ME<br>Robbie Dolan           | 4                    | 66.3<br>400m         | 0:11.18<br>400m      | 1:25.02 [10]<br>(0:14.68) | 1:10.34 [11]<br>(0:11.58) | 0:58.76 [11]<br>(0:12.06) | 0:46.70 [12]<br>(0:11.75) | 0:34.95 [12]<br>(0:11.40) | 0:23.55 [12]<br>(0:11.18) | 0:34.95 | -4 |

Scratched: Our Magnus (#6), Ocean Zar (#15), End Assembly (#4)

[ ] Ranking at each section and finish  
 -:-:- No data available at this section  
 NA No data available

SCN Saddle cloth number  
 DNF Did not finish  
 DNT Did not track



# Eagle Farm QLD Professional

## Race 10: IMPRESSU BENCHMARK 78 Handicap - 1400m

07 December 2024 - 17:49



BRISBANE  
RACING CLUB

Track Rating: Soft 5, Weather: Fine, Rail Position: True

| Section     |                                       | Overall              | 1200m                | 1000m                | 800m                      | 600m                     | 400m                     | Last 600m                 |                          |                           |         |    |
|-------------|---------------------------------------|----------------------|----------------------|----------------------|---------------------------|--------------------------|--------------------------|---------------------------|--------------------------|---------------------------|---------|----|
| Field Times |                                       | 1:23.71<br>(0:13.76) | 1:09.95<br>(0:11.46) | 0:58.49<br>(0:11.95) | 0:46.54<br>(0:11.87)      | 0:34.67<br>(0:11.59)     | 0:23.08<br>(0:11.23)     | 0:34.67                   |                          |                           |         |    |
| Rank        | TAB Horse/Jockey                      | Barrier              | Top Speed [km/h]     | Fastest Section      | Distance Travelled [m]    |                          |                          |                           |                          |                           |         |    |
| 11          | 13 MILLWARD<br>Cejay Graham           | 8                    | 66.3<br>Overall      | 0:11.46<br>1200m     | 1:25.11 [11]<br>(0:13.76) | 1:11.35 [1]<br>(0:11.46) | 0:59.89 [1]<br>(0:11.95) | 0:47.94 [1]<br>(0:11.87)  | 0:36.07 [1]<br>(0:11.59) | 0:24.48 [1]<br>(0:11.58)  | 0:36.07 | -9 |
| 12          | 1 HOLSTEIN<br>Tahlia Fenlon           | 6                    | 64.7<br>400m         | 0:11.46<br>400m      | 1:25.42 [12]<br>(0:13.88) | 1:11.54 [2]<br>(0:11.64) | 0:59.90 [3]<br>(0:11.98) | 0:47.92 [4]<br>(0:11.96)  | 0:35.96 [5]<br>(0:11.81) | 0:24.15 [8]<br>(0:11.46)  | 0:35.96 | -6 |
| 13          | 5 RAINBOW CONNECTION<br>Martin Harley | 3                    | 64.1<br>600m         | 0:11.38<br>400m      | 1:25.57 [13]<br>(0:14.46) | 1:11.11 [8]<br>(0:11.60) | 0:59.51 [8]<br>(0:11.90) | 0:47.61 [10]<br>(0:11.78) | 0:35.83 [9]<br>(0:11.59) | 0:24.24 [10]<br>(0:11.38) | 0:35.83 | -8 |

Scratched: Our Magnus (#6), Ocean Zar (#15), End Assembly (#4)

[ ] Ranking at each section and finish  
 -:-:- No data available at this section  
 NA No data available

SCN Saddle cloth number  
 DNF Did not finish  
 DNT Did not track



# Eagle Farm QLD Professional

## Race 10: IMPRESSU BENCHMARK 78 Handicap - 1400m

07 December 2024 - 17:49



BRISBANE  
RACING CLUB

Track Rating: Soft 5, Weather: Fine, Rail Position: True

| Section     |     |   |         |                  |                  |                           | 200m    |  |         | Last 600m              |
|-------------|-----|---|---------|------------------|------------------|---------------------------|---------|--|---------|------------------------|
| Field Times |     |   |         |                  |                  |                           | 0:11.85 |  |         | 0:34.67                |
|             |     |   |         |                  |                  |                           |         |  |         |                        |
| Rank        | TAB | Horse/Jockey                                | Barrier | Top Speed [km/h] | Fastest Section  | Margin                    |         |  |         | Distance Travelled [m] |
| 1           | 16  | <b>TAVS</b><br>Angela Jones                 | 11      | 68.8<br>400m     | 0:10.68<br>400m  | 0:11.68 [3]<br>(0:11.68)  | 1:23.71 |  | 0:33.66 |                        |
| 2           | 8   | <b>BLACK DUKE</b><br>Jake Bayliss           | 10      | 66.0<br>400m     | 0:11.08<br>400m  | 0:12.09 [1]<br>(0:12.09)  | 1.43L   |  | 0:34.70 | -3                     |
| 3           | 12  | <b>STARRY EYES</b><br>Ron Stewart           | 5       | 66.5<br>400m     | 0:11.10<br>400m  | 0:11.90 [4]<br>(0:11.90)  | 1.57L   |  | 0:34.42 | -4                     |
| 4           | 11  | <b>WHISKY DREAM</b><br>Emily Lang           | 12      | 65.5<br>1200m    | 0:11.27<br>1200m | 0:12.05 [2]<br>(0:12.05)  | 2.04L   |  | 0:34.89 | -5                     |
| 5           | 10  | <b>ZHUANG SHI</b><br>Michael Rodd           | 13      | 66.5<br>400m     | 0:11.08<br>400m  | 0:12.00 [6]<br>(0:12.00)  | 2.83L   |  | 0:34.49 | -1                     |
| 6           | 2   | <b>BULLION BOY</b><br>Cody Collis           | 7       | 65.2<br>400m     | 0:11.17<br>400m  | 0:12.08 [5]<br>(0:12.08)  | 2.85L   |  | 0:34.85 | -6                     |
| 7           | 7   | <b>IVERSON</b><br>Bailey Wheeler            | 1       | 65.9<br>400m     | 0:11.12<br>400m  | 0:11.95 [8]<br>(0:11.95)  | 3.08L   |  | 0:34.56 | -6                     |
| 8           | 3   | <b>RELEASE THE BEANS</b><br>Jasper Franklin | 9       | 66.2<br>400m     | 0:11.13<br>400m  | 0:12.05 [9]<br>(0:12.05)  | 4.59L   |  | 0:34.74 | -5                     |
| 9           | 9   | <b>HE'S HEAVEN</b><br>Vlad Duric            | 2       | 67.0<br>400m     | 0:10.99<br>400m  | 0:11.94 [10]<br>(0:11.94) | 4.65L   |  | 0:34.32 | -8                     |
| 10          | 14  | <b>MOONAN ME</b><br>Robbie Dolan            | 4       | 66.3<br>400m     | 0:11.18<br>400m  | 0:12.37 [11]<br>(0:12.37) | 7.71L   |  | 0:34.95 | -4                     |

Scratched: Our Magnus (#6), Ocean Zar (#15), End Assembly (#4)

Report Created: Sat 7 December 2024 18:02 GMT+ (Note: Timing is based on position data)

Page 3/17

[ ] Ranking at each section and finish  
 -:-:- No data available at this section  
 NA No data available

SCN Saddle cloth number  
 DNF Did not finish  
 DNT Did not track

data processed by  **TRIPLES DATA**



# Eagle Farm QLD Professional

## Race 10: IMPRESSU BENCHMARK 78 Handicap - 1400m

07 December 2024 - 17:49



BRISBANE  
RACING CLUB

Track Rating: Soft 5, Weather: Fine, Rail Position: True

| Section     |     |  |         | 200m                 |                  |                           |        | Last 600m |                        |
|-------------|-----|--|---------|----------------------|------------------|---------------------------|--------|-----------|------------------------|
| Field Times |     |  |         | 0:11.85<br>(0:11.85) |                  |                           |        | 0:34.67   |                        |
| Rank        | TAB | Horse/Jockey                               | Barrier | Top Speed [km/h]     | Fastest Section  | Margin                    |        |           | Distance Travelled [m] |
| 11          | 13  | <b>MILLWARD</b><br>Cejay Graham            | 8       | 66.3<br>Overall      | 0:11.46<br>1200m | 0:12.90 [7]<br>(0:12.90)  | 8.22L  |           | 0:36.07<br>-9          |
| 12          | 1   | <b>HOLSTEIN</b><br>Tahlia Fenlon           | 6       | 64.7<br>400m         | 0:11.46<br>400m  | 0:12.69 [13]<br>(0:12.69) | 10.07L |           | 0:35.96<br>-6          |
| 13          | 5   | <b>RAINBOW CONNECTION</b><br>Martin Harley | 3       | 64.1<br>600m         | 0:11.38<br>400m  | 0:12.86 [12]<br>(0:12.86) | 10.94L |           | 0:35.83<br>-8          |

Scratched: Our Magnus (#6), Ocean Zar (#15), End Assembly (#4)

[ ] Ranking at each section and finish  
 -:-:-:- No data available at this section  
 NA No data available

SCN Saddle cloth number  
 DNF Did not finish  
 DNT Did not track



|                                |                |
|--------------------------------|----------------|
| Horse/Jockey Name              | Tavs           |
| Final Rank                     | 1              |
| Fastest Section Time (Section) | 0:10.68 (400m) |
| Top Speed [km/h] (Section)     | 68.8 (400m)    |
| Race State                     | Finished       |

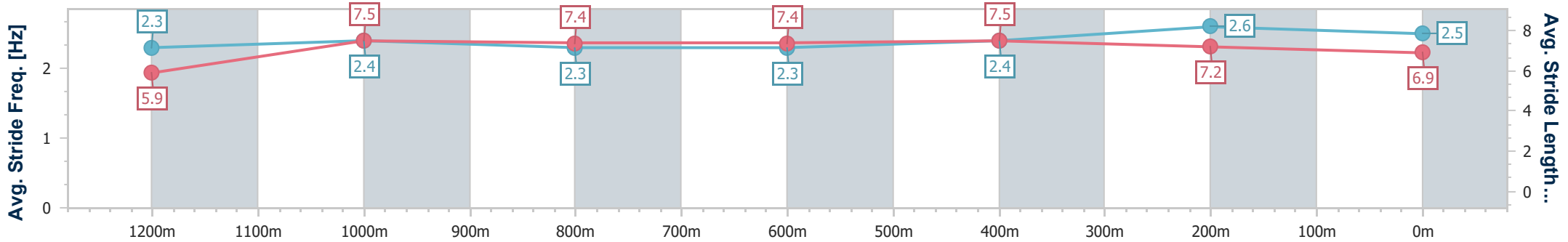
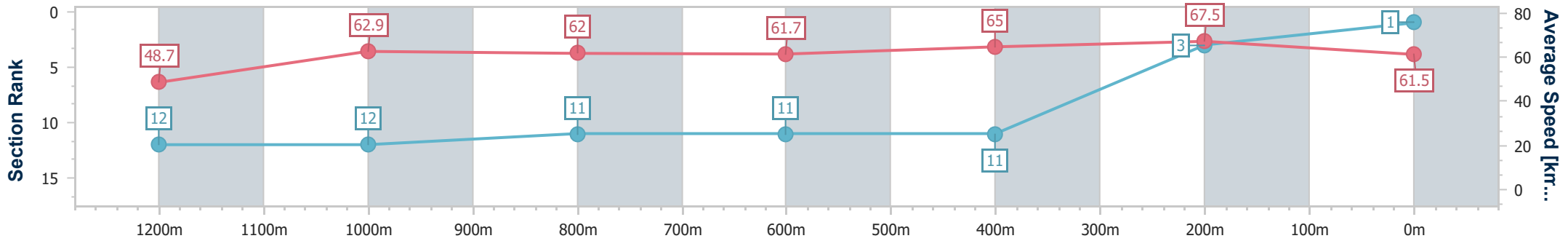


Eagle Farm QLD Professional  
 Race 10: IMPRESSU BENCHMARK 78 Handicap - 1400m  
 07 December 2024 - 17:49  
 Track Rating: Soft 5, Weather: Fine, Rail Position: True



BRISBANE  
RACING CLUB

| Section                | Overall                  | 1200m                     | 1000m                     | 800m                      | 600m                      | 400m                      | 200m                     |
|------------------------|--------------------------|---------------------------|---------------------------|---------------------------|---------------------------|---------------------------|--------------------------|
| Section Times          | 1:23.71 [1]<br>(0:14.81) | 1:08.90 [12]<br>(0:11.48) | 0:57.42 [12]<br>(0:11.82) | 0:45.60 [11]<br>(0:11.94) | 0:33.66 [11]<br>(0:11.30) | 0:22.36 [11]<br>(0:10.68) | 0:11.68 [3]<br>(0:11.68) |
| Average Speed [km/h]   | 48.7                     | 62.9                      | 62.0                      | 61.7                      | 65.0                      | 67.5                      | 61.5                     |
| Top Speed [km/h]       | 62.3                     | 64.0                      | 63.2                      | 62.5                      | 68.0                      | 68.8                      | 65.1                     |
| Avg. Dist. to Rail [m] | 7.3                      | 2.0                       | 3.9                       | 4.5                       | 4.3                       | 8.4                       | 6.9                      |
| Avg. Stride Freq. [Hz] | 2.3                      | 2.4                       | 2.3                       | 2.3                       | 2.4                       | 2.6                       | 2.5                      |
| Avg. Stride Length [m] | 5.9                      | 7.5                       | 7.4                       | 7.4                       | 7.5                       | 7.2                       | 6.9                      |



- [ ] Ranking at each section and finish
- .-.- No data available at this section
- NA No data available



|                                |                |
|--------------------------------|----------------|
| Horse/Jockey Name              | Black Duke     |
| Final Rank                     | 2              |
| Fastest Section Time (Section) | 0:11.08 (400m) |
| Top Speed [km/h] (Section)     | 66.0 (400m)    |
| Race State                     | Finished       |

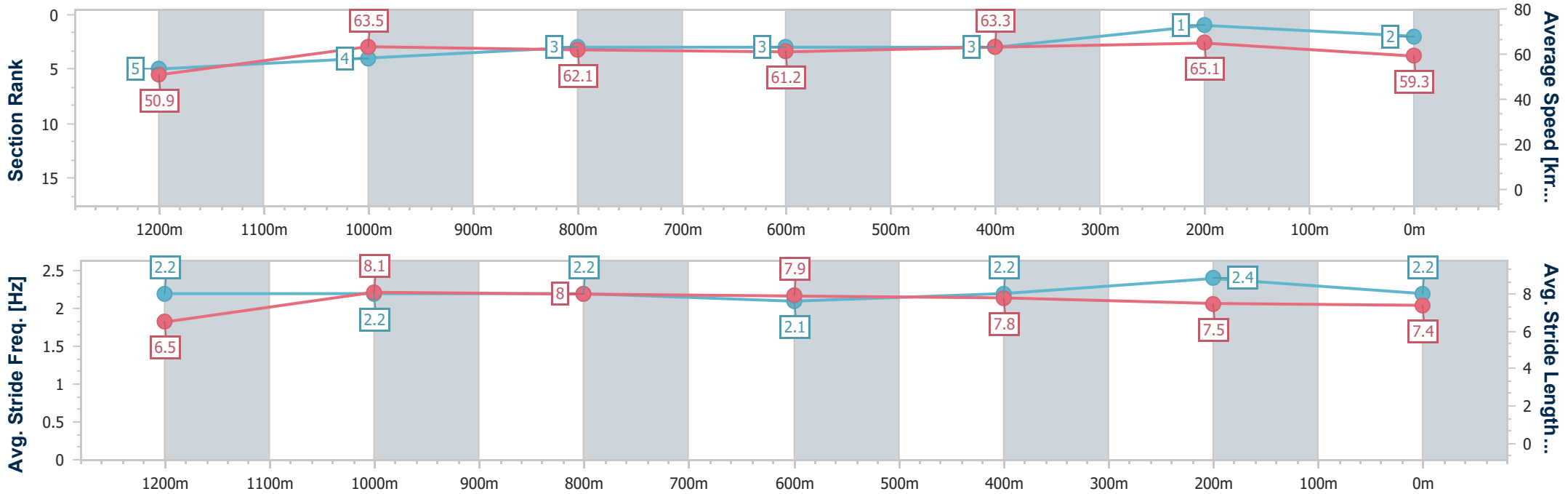


Eagle Farm QLD Professional  
 Race 10: IMPRESSU BENCHMARK 78 Handicap - 1400m  
 07 December 2024 - 17:49  
 Track Rating: Soft 5, Weather: Fine, Rail Position: True



BRISBANE  
RACING CLUB

| Section                | Overall                  | 1200m                    | 1000m                    | 800m                     | 600m                     | 400m                     | 200m                     |
|------------------------|--------------------------|--------------------------|--------------------------|--------------------------|--------------------------|--------------------------|--------------------------|
| Section Times          | 1:23.95 [2]<br>(0:14.16) | 1:09.79 [5]<br>(0:11.37) | 0:58.42 [4]<br>(0:11.81) | 0:46.61 [3]<br>(0:11.91) | 0:34.70 [3]<br>(0:11.53) | 0:23.17 [3]<br>(0:11.08) | 0:12.09 [1]<br>(0:12.09) |
| Average Speed [km/h]   | 50.9                     | 63.5                     | 62.1                     | 61.2                     | 63.3                     | 65.1                     | 59.3                     |
| Top Speed [km/h]       | 63.1                     | 64.0                     | 62.7                     | 61.8                     | 64.8                     | 66.0                     | 63.2                     |
| Avg. Dist. to Rail [m] | 8.4                      | 2.8                      | 3.2                      | 3.0                      | 2.7                      | 5.2                      | 3.2                      |
| Avg. Stride Freq. [Hz] | 2.2                      | 2.2                      | 2.2                      | 2.1                      | 2.2                      | 2.4                      | 2.2                      |
| Avg. Stride Length [m] | 6.5                      | 8.1                      | 8.0                      | 7.9                      | 7.8                      | 7.5                      | 7.4                      |



- [ ] Ranking at each section and finish
- .-.- No data available at this section
- NA No data available



|                                |                |
|--------------------------------|----------------|
| Horse/Jockey Name              | Starry Eyes    |
| Final Rank                     | 3              |
| Fastest Section Time (Section) | 0:11.10 (400m) |
| Top Speed [km/h] (Section)     | 66.5 (400m)    |
| Race State                     | Finished       |

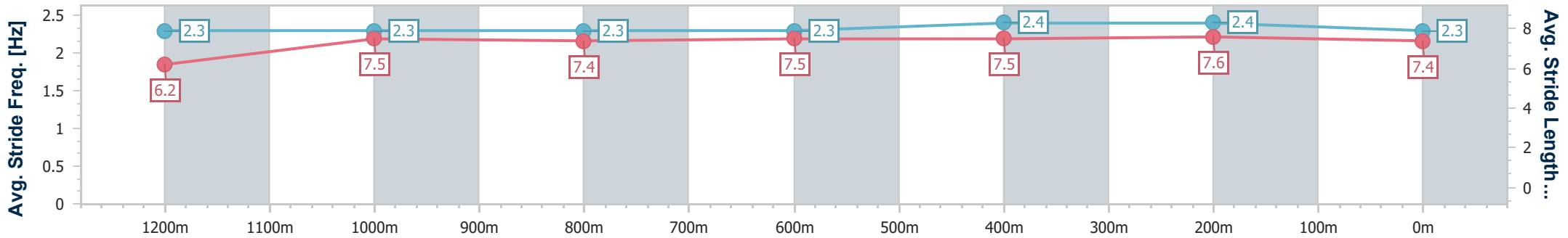
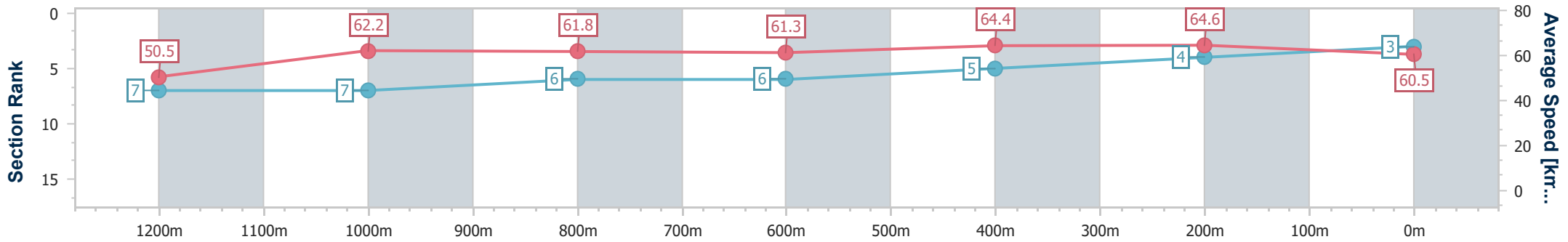


Eagle Farm QLD Professional  
 Race 10: IMPRESSU BENCHMARK 78 Handicap - 1400m  
 07 December 2024 - 17:49  
 Track Rating: Soft 5, Weather: Fine, Rail Position: True



BRISBANE  
RACING CLUB

| Section                | Overall                  | 1200m                    | 1000m                    | 800m                     | 600m                     | 400m                     | 200m                     |
|------------------------|--------------------------|--------------------------|--------------------------|--------------------------|--------------------------|--------------------------|--------------------------|
| Section Times          | 1:23.98 [3]<br>(0:14.25) | 1:09.73 [7]<br>(0:11.60) | 0:58.13 [7]<br>(0:11.81) | 0:46.32 [6]<br>(0:11.90) | 0:34.42 [6]<br>(0:11.42) | 0:23.00 [5]<br>(0:11.10) | 0:11.90 [4]<br>(0:11.90) |
| Average Speed [km/h]   | 50.5                     | 62.2                     | 61.8                     | 61.3                     | 64.4                     | 64.6                     | 60.5                     |
| Top Speed [km/h]       | 62.2                     | 63.3                     | 63.3                     | 62.2                     | 66.2                     | 66.5                     | 64.0                     |
| Avg. Dist. to Rail [m] | 4.8                      | 2.4                      | 2.5                      | 3.0                      | 3.7                      | 6.4                      | 4.5                      |
| Avg. Stride Freq. [Hz] | 2.3                      | 2.3                      | 2.3                      | 2.3                      | 2.4                      | 2.4                      | 2.3                      |
| Avg. Stride Length [m] | 6.2                      | 7.5                      | 7.4                      | 7.5                      | 7.5                      | 7.6                      | 7.4                      |



- [ ] Ranking at each section and finish
- .-.- No data available at this section
- NA No data available



|                                |                 |
|--------------------------------|-----------------|
| Horse/Jockey Name              | Whisky Dream    |
| Final Rank                     | 4               |
| Fastest Section Time (Section) | 0:11.27 (1200m) |
| Top Speed [km/h] (Section)     | 65.5 (1200m)    |
| Race State                     | Finished        |

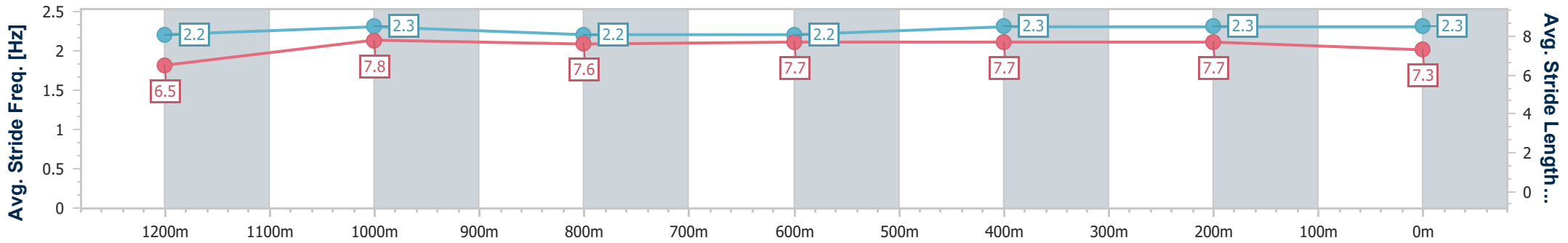
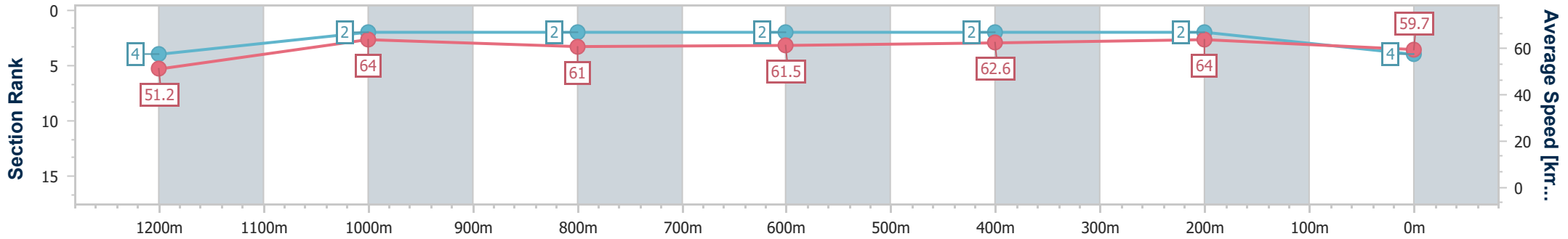


Eagle Farm QLD Professional  
 Race 10: IMPRESSU BENCHMARK 78 Handicap - 1400m  
 07 December 2024 - 17:49  
 Track Rating: Soft 5, Weather: Fine, Rail Position: True



BRISBANE  
 RACING CLUB

| Section                | Overall                  | 1200m                    | 1000m                    | 800m                     | 600m                     | 400m                     | 200m                     |
|------------------------|--------------------------|--------------------------|--------------------------|--------------------------|--------------------------|--------------------------|--------------------------|
| Section Times          | 1:24.06 [4]<br>(0:14.10) | 1:09.96 [4]<br>(0:11.27) | 0:58.69 [2]<br>(0:11.91) | 0:46.78 [2]<br>(0:11.89) | 0:34.89 [2]<br>(0:11.57) | 0:23.32 [2]<br>(0:11.27) | 0:12.05 [2]<br>(0:12.05) |
| Average Speed [km/h]   | 51.2                     | 64.0                     | 61.0                     | 61.5                     | 62.6                     | 64.0                     | 59.7                     |
| Top Speed [km/h]       | 64.6                     | 65.5                     | 61.9                     | 61.9                     | 64.1                     | 64.7                     | 62.8                     |
| Avg. Dist. to Rail [m] | 8.2                      | 2.7                      | 2.1                      | 2.7                      | 1.4                      | 2.7                      | 2.6                      |
| Avg. Stride Freq. [Hz] | 2.2                      | 2.3                      | 2.2                      | 2.2                      | 2.3                      | 2.3                      | 2.3                      |
| Avg. Stride Length [m] | 6.5                      | 7.8                      | 7.6                      | 7.7                      | 7.7                      | 7.7                      | 7.3                      |



- [ ] Ranking at each section and finish
- .-.- No data available at this section
- NA No data available





|                                |                |
|--------------------------------|----------------|
| Horse/Jockey Name              | Zhuang Shi     |
| Final Rank                     | 5              |
| Fastest Section Time (Section) | 0:11.08 (400m) |
| Top Speed [km/h] (Section)     | 66.5 (400m)    |
| Race State                     | Finished       |

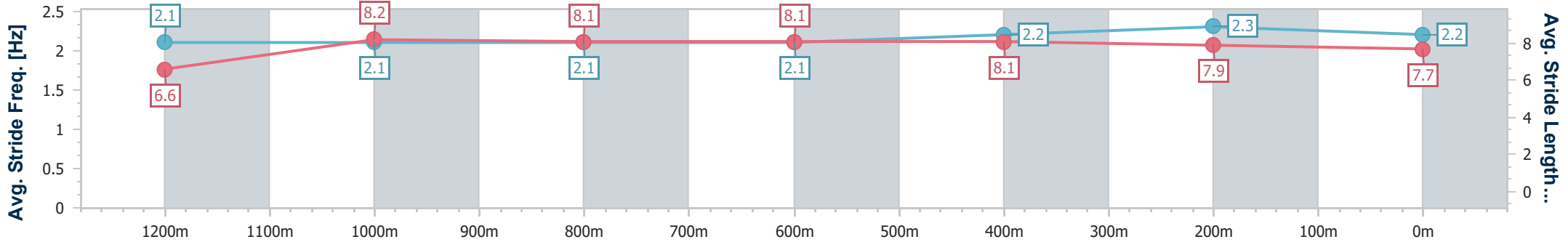
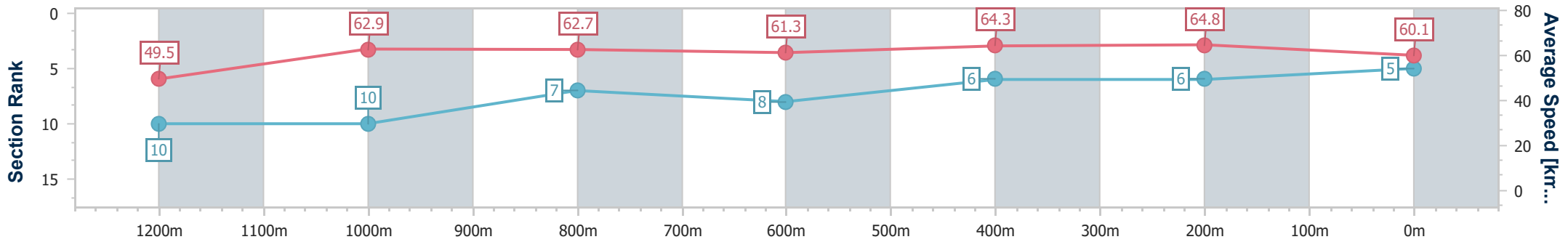


Eagle Farm QLD Professional  
 Race 10: IMPRESSU BENCHMARK 78 Handicap - 1400m  
 07 December 2024 - 17:49  
 Track Rating: Soft 5, Weather: Fine, Rail Position: True



BRISBANE  
RACING CLUB

| Section                | Overall                  | 1200m                     | 1000m                     | 800m                     | 600m                     | 400m                     | 200m                     |
|------------------------|--------------------------|---------------------------|---------------------------|--------------------------|--------------------------|--------------------------|--------------------------|
| Section Times          | 1:24.19 [5]<br>(0:14.61) | 1:09.58 [10]<br>(0:11.47) | 0:58.11 [10]<br>(0:11.72) | 0:46.39 [7]<br>(0:11.90) | 0:34.49 [8]<br>(0:11.41) | 0:23.08 [6]<br>(0:11.08) | 0:12.00 [6]<br>(0:12.00) |
| Average Speed [km/h]   | 49.5                     | 62.9                      | 62.7                      | 61.3                     | 64.3                     | 64.8                     | 60.1                     |
| Top Speed [km/h]       | 61.9                     | 63.5                      | 64.5                      | 62.1                     | 65.6                     | 66.5                     | 63.5                     |
| Avg. Dist. to Rail [m] | 10.0                     | 3.6                       | 3.8                       | 3.4                      | 3.2                      | 7.5                      | 7.7                      |
| Avg. Stride Freq. [Hz] | 2.1                      | 2.1                       | 2.1                       | 2.1                      | 2.2                      | 2.3                      | 2.2                      |
| Avg. Stride Length [m] | 6.6                      | 8.2                       | 8.1                       | 8.1                      | 8.1                      | 7.9                      | 7.7                      |



- [ ] Ranking at each section and finish
- .-.- No data available at this section
- NA No data available



|                                |                |
|--------------------------------|----------------|
| Horse/Jockey Name              | Bullion Boy    |
| Final Rank                     | 6              |
| Fastest Section Time (Section) | 0:11.17 (400m) |
| Top Speed [km/h] (Section)     | 65.2 (400m)    |
| Race State                     | Finished       |

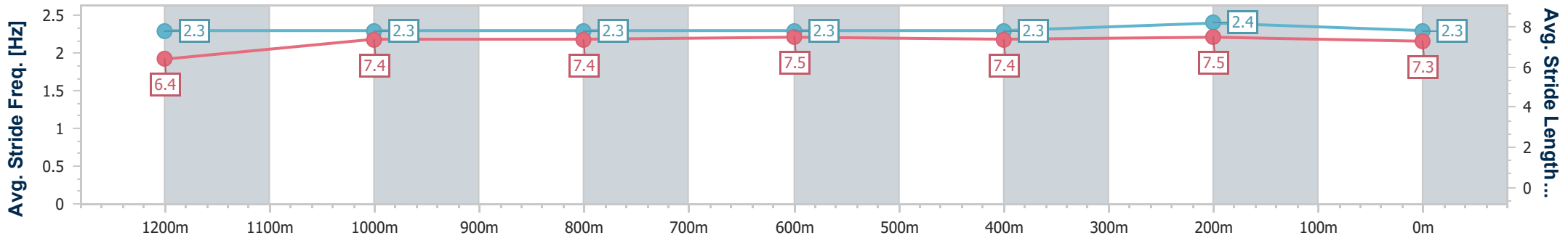
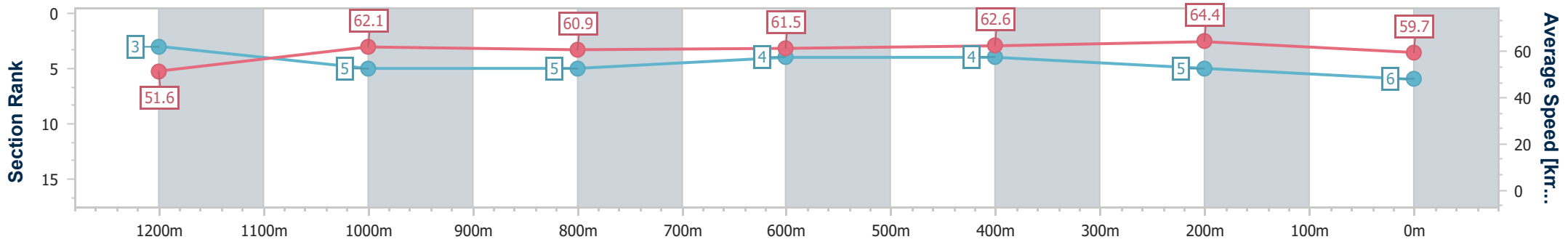


Eagle Farm QLD Professional  
 Race 10: IMPRESSU BENCHMARK 78 Handicap - 1400m  
 07 December 2024 - 17:49  
 Track Rating: Soft 5, Weather: Fine, Rail Position: True



BRISBANE  
RACING CLUB

| Section                | Overall                  | 1200m                    | 1000m                    | 800m                     | 600m                     | 400m                     | 200m                     |
|------------------------|--------------------------|--------------------------|--------------------------|--------------------------|--------------------------|--------------------------|--------------------------|
| Section Times          | 1:24.19 [6]<br>(0:13.97) | 1:10.22 [3]<br>(0:11.57) | 0:58.65 [5]<br>(0:11.98) | 0:46.67 [5]<br>(0:11.82) | 0:34.85 [4]<br>(0:11.60) | 0:23.25 [4]<br>(0:11.17) | 0:12.08 [5]<br>(0:12.08) |
| Average Speed [km/h]   | 51.6                     | 62.1                     | 60.9                     | 61.5                     | 62.6                     | 64.4                     | 59.7                     |
| Top Speed [km/h]       | 63.0                     | 62.9                     | 61.7                     | 62.3                     | 64.5                     | 65.2                     | 63.3                     |
| Avg. Dist. to Rail [m] | 6.8                      | 2.7                      | 2.2                      | 1.7                      | 2.1                      | 4.8                      | 5.0                      |
| Avg. Stride Freq. [Hz] | 2.3                      | 2.3                      | 2.3                      | 2.3                      | 2.3                      | 2.4                      | 2.3                      |
| Avg. Stride Length [m] | 6.4                      | 7.4                      | 7.4                      | 7.5                      | 7.4                      | 7.5                      | 7.3                      |



- [ ] Ranking at each section and finish
- .-.- No data available at this section
- NA No data available



|                                |                |
|--------------------------------|----------------|
| Horse/Jockey Name              | Iverson        |
| Final Rank                     | 7              |
| Fastest Section Time (Section) | 0:11.12 (400m) |
| Top Speed [km/h] (Section)     | 65.9 (400m)    |
| Race State                     | Finished       |

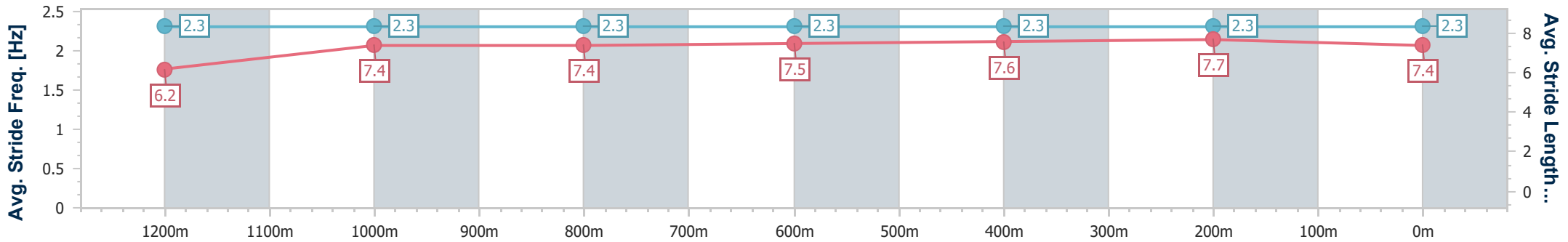
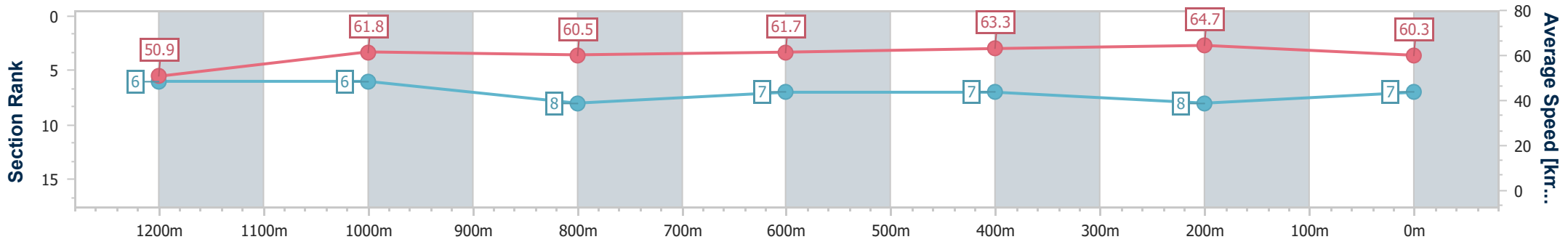


Eagle Farm QLD Professional  
 Race 10: IMPRESSU BENCHMARK 78 Handicap - 1400m  
 07 December 2024 - 17:49  
 Track Rating: Soft 5, Weather: Fine, Rail Position: True



BRISBANE  
RACING CLUB

| Section                | Overall                  | 1200m                    | 1000m                    | 800m                     | 600m                     | 400m                     | 200m                     |
|------------------------|--------------------------|--------------------------|--------------------------|--------------------------|--------------------------|--------------------------|--------------------------|
| Section Times          | 1:24.23 [7]<br>(0:14.19) | 1:10.04 [6]<br>(0:11.61) | 0:58.43 [6]<br>(0:12.07) | 0:46.36 [8]<br>(0:11.80) | 0:34.56 [7]<br>(0:11.49) | 0:23.07 [7]<br>(0:11.12) | 0:11.95 [8]<br>(0:11.95) |
| Average Speed [km/h]   | 50.9                     | 61.8                     | 60.5                     | 61.7                     | 63.3                     | 64.7                     | 60.3                     |
| Top Speed [km/h]       | 62.2                     | 63.3                     | 61.4                     | 62.6                     | 65.0                     | 65.9                     | 63.5                     |
| Avg. Dist. to Rail [m] | 2.1                      | 1.3                      | 2.4                      | 2.2                      | 2.5                      | 5.4                      | 4.9                      |
| Avg. Stride Freq. [Hz] | 2.3                      | 2.3                      | 2.3                      | 2.3                      | 2.3                      | 2.3                      | 2.3                      |
| Avg. Stride Length [m] | 6.2                      | 7.4                      | 7.4                      | 7.5                      | 7.6                      | 7.7                      | 7.4                      |



- [ ] Ranking at each section and finish
- .-.- No data available at this section
- NA No data available



|                                |                   |
|--------------------------------|-------------------|
| Horse/Jockey Name              | Release The Beans |
| Final Rank                     | 8                 |
| Fastest Section Time (Section) | 0:11.13 (400m)    |
| Top Speed [km/h] (Section)     | 66.2 (400m)       |
| Race State                     | Finished          |

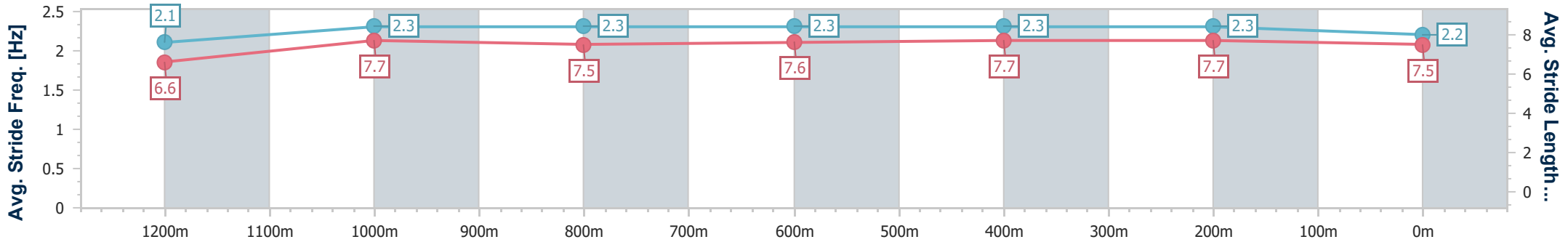
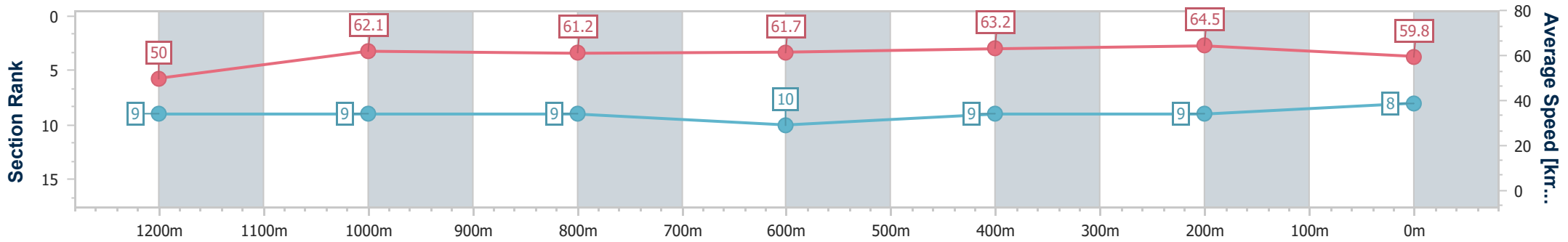


Eagle Farm QLD Professional  
 Race 10: IMPRESSU BENCHMARK 78 Handicap - 1400m  
 07 December 2024 - 17:49  
 Track Rating: Soft 5, Weather: Fine, Rail Position: True



BRISBANE  
RACING CLUB

| Section                | Overall                  | 1200m                    | 1000m                    | 800m                     | 600m                      | 400m                     | 200m                     |
|------------------------|--------------------------|--------------------------|--------------------------|--------------------------|---------------------------|--------------------------|--------------------------|
| Section Times          | 1:24.49 [8]<br>(0:14.48) | 1:10.01 [9]<br>(0:11.60) | 0:58.41 [9]<br>(0:11.87) | 0:46.54 [9]<br>(0:11.80) | 0:34.74 [10]<br>(0:11.56) | 0:23.18 [9]<br>(0:11.13) | 0:12.05 [9]<br>(0:12.05) |
| Average Speed [km/h]   | 50.0                     | 62.1                     | 61.2                     | 61.7                     | 63.2                      | 64.5                     | 59.8                     |
| Top Speed [km/h]       | 62.2                     | 63.0                     | 62.3                     | 62.2                     | 64.9                      | 66.2                     | 63.3                     |
| Avg. Dist. to Rail [m] | 7.6                      | 2.2                      | 2.3                      | 2.7                      | 2.1                       | 5.0                      | 4.6                      |
| Avg. Stride Freq. [Hz] | 2.1                      | 2.3                      | 2.3                      | 2.3                      | 2.3                       | 2.3                      | 2.2                      |
| Avg. Stride Length [m] | 6.6                      | 7.7                      | 7.5                      | 7.6                      | 7.7                       | 7.7                      | 7.5                      |



- [ ] Ranking at each section and finish
- .-.- No data available at this section
- NA No data available



|                                |                |
|--------------------------------|----------------|
| Horse/Jockey Name              | He's Heaven    |
| Final Rank                     | 9              |
| Fastest Section Time (Section) | 0:10.99 (400m) |
| Top Speed [km/h] (Section)     | 67.0 (400m)    |
| Race State                     | Finished       |

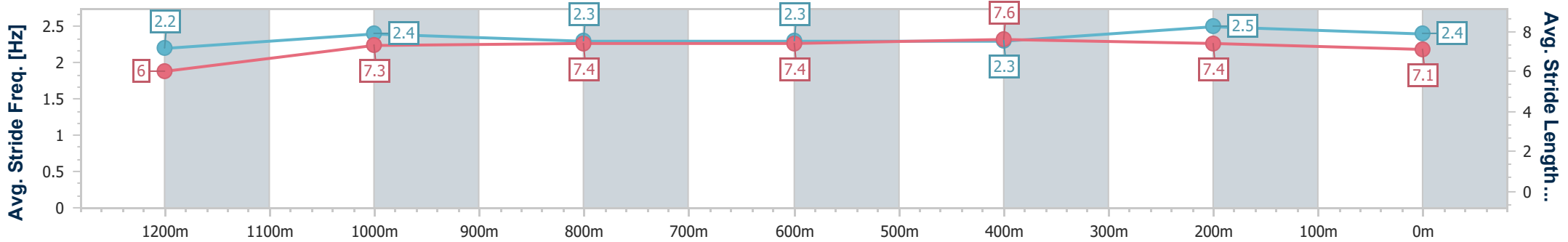
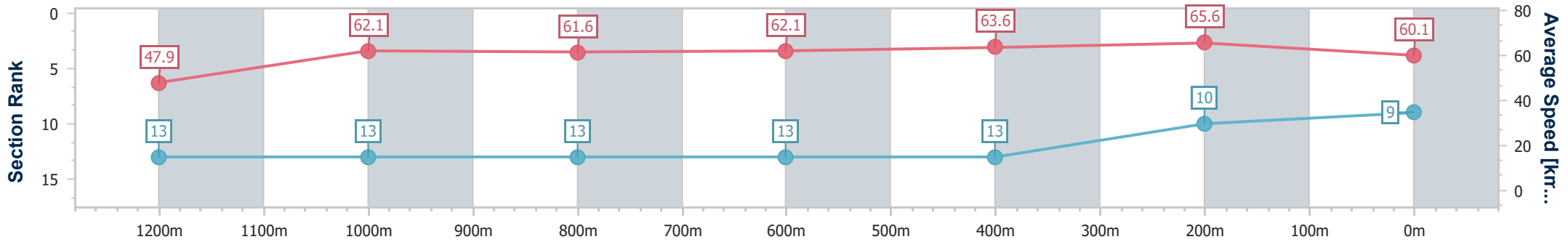


Eagle Farm QLD Professional  
 Race 10: IMPRESSU BENCHMARK 78 Handicap - 1400m  
 07 December 2024 - 17:49  
 Track Rating: Soft 5, Weather: Fine, Rail Position: True



BRISBANE  
RACING CLUB

| Section                | Overall                  | 1200m                     | 1000m                     | 800m                      | 600m                      | 400m                      | 200m                      |
|------------------------|--------------------------|---------------------------|---------------------------|---------------------------|---------------------------|---------------------------|---------------------------|
| Section Times          | 1:24.50 [9]<br>(0:15.02) | 1:09.48 [13]<br>(0:11.63) | 0:57.85 [13]<br>(0:11.84) | 0:46.01 [13]<br>(0:11.69) | 0:34.32 [13]<br>(0:11.39) | 0:22.93 [13]<br>(0:10.99) | 0:11.94 [10]<br>(0:11.94) |
| Average Speed [km/h]   | 47.9                     | 62.1                      | 61.6                      | 62.1                      | 63.6                      | 65.6                      | 60.1                      |
| Top Speed [km/h]       | 61.8                     | 63.4                      | 63.1                      | 63.3                      | 65.9                      | 67.0                      | 63.2                      |
| Avg. Dist. to Rail [m] | 2.0                      | 1.2                       | 2.1                       | 2.4                       | 1.0                       | 4.6                       | 6.1                       |
| Avg. Stride Freq. [Hz] | 2.2                      | 2.4                       | 2.3                       | 2.3                       | 2.3                       | 2.5                       | 2.4                       |
| Avg. Stride Length [m] | 6.0                      | 7.3                       | 7.4                       | 7.4                       | 7.6                       | 7.4                       | 7.1                       |



- [ ] Ranking at each section and finish
- .-.- No data available at this section
- NA No data available



|                                |                |
|--------------------------------|----------------|
| Horse/Jockey Name              | Moonan Me      |
| Final Rank                     | 10             |
| Fastest Section Time (Section) | 0:11.18 (400m) |
| Top Speed [km/h] (Section)     | 66.3 (400m)    |
| Race State                     | Finished       |

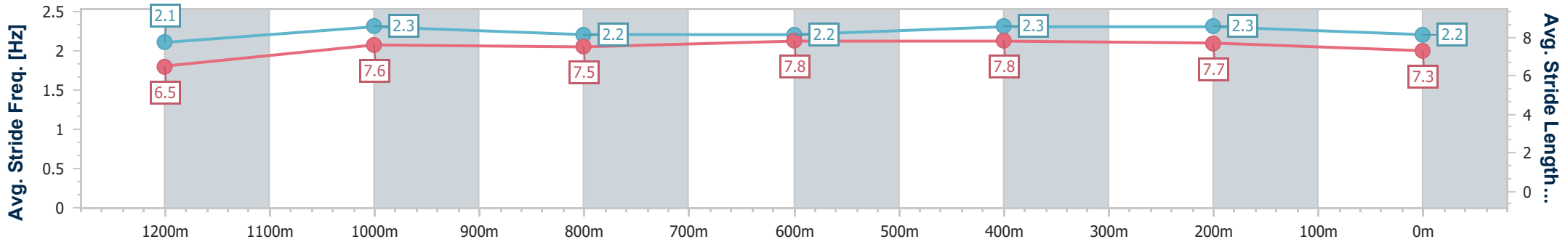
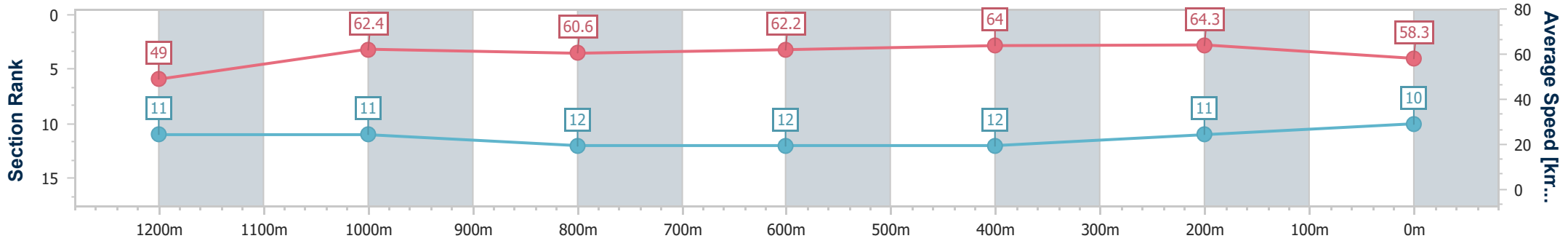


Eagle Farm QLD Professional  
 Race 10: IMPRESSU BENCHMARK 78 Handicap - 1400m  
 07 December 2024 - 17:49  
 Track Rating: Soft 5, Weather: Fine, Rail Position: True



BRISBANE  
RACING CLUB

| Section                | Overall                   | 1200m                     | 1000m                     | 800m                      | 600m                      | 400m                      | 200m                      |
|------------------------|---------------------------|---------------------------|---------------------------|---------------------------|---------------------------|---------------------------|---------------------------|
| Section Times          | 1:25.02 [10]<br>(0:14.68) | 1:10.34 [11]<br>(0:11.58) | 0:58.76 [11]<br>(0:12.06) | 0:46.70 [12]<br>(0:11.75) | 0:34.95 [12]<br>(0:11.40) | 0:23.55 [12]<br>(0:11.18) | 0:12.37 [11]<br>(0:12.37) |
| Average Speed [km/h]   | 49.0                      | 62.4                      | 60.6                      | 62.2                      | 64.0                      | 64.3                      | 58.3                      |
| Top Speed [km/h]       | 62.0                      | 63.2                      | 61.9                      | 63.3                      | 65.5                      | 66.3                      | 61.9                      |
| Avg. Dist. to Rail [m] | 3.4                       | 1.5                       | 3.5                       | 2.9                       | 3.0                       | 4.8                       | 4.1                       |
| Avg. Stride Freq. [Hz] | 2.1                       | 2.3                       | 2.2                       | 2.2                       | 2.3                       | 2.3                       | 2.2                       |
| Avg. Stride Length [m] | 6.5                       | 7.6                       | 7.5                       | 7.8                       | 7.8                       | 7.7                       | 7.3                       |



- [ ] Ranking at each section and finish
- .-.- No data available at this section
- NA No data available



|                                |                 |
|--------------------------------|-----------------|
| Horse/Jockey Name              | Millward        |
| Final Rank                     | 11              |
| Fastest Section Time (Section) | 0:11.46 (1200m) |
| Top Speed [km/h] (Section)     | 66.3 (Overall)  |
| Race State                     | Finished        |

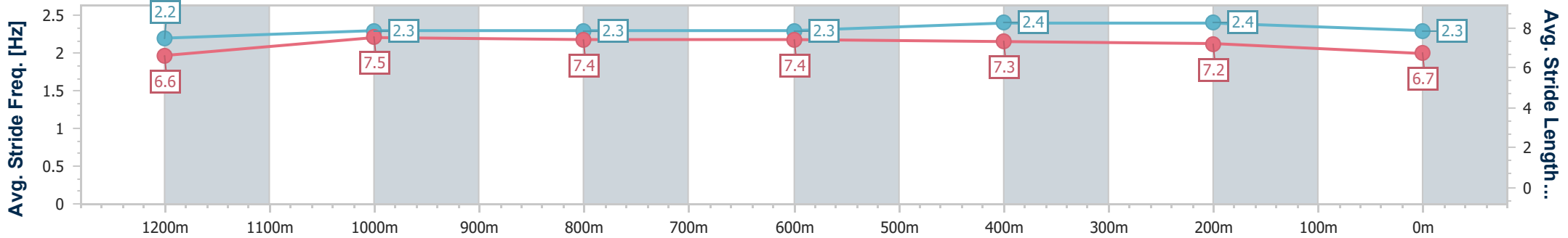
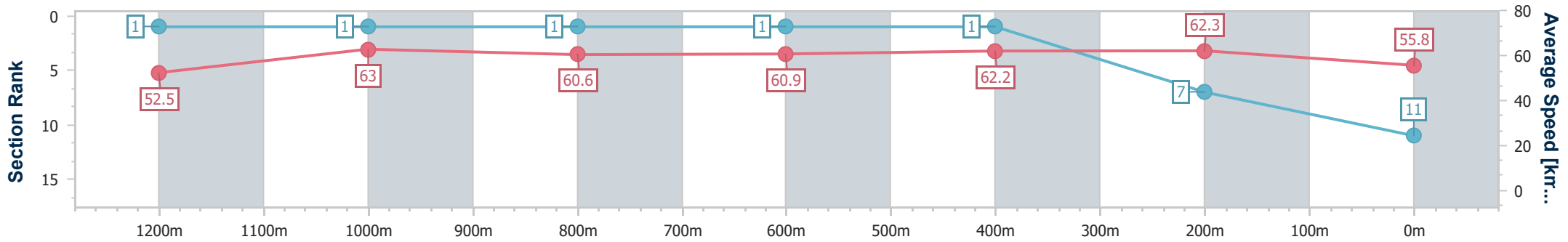


Eagle Farm QLD Professional  
 Race 10: IMPRESSU BENCHMARK 78 Handicap - 1400m  
 07 December 2024 - 17:49  
 Track Rating: Soft 5, Weather: Fine, Rail Position: True



BRISBANE  
 RACING CLUB

| Section                | Overall                   | 1200m                    | 1000m                    | 800m                     | 600m                     | 400m                     | 200m                     |
|------------------------|---------------------------|--------------------------|--------------------------|--------------------------|--------------------------|--------------------------|--------------------------|
| Section Times          | 1:25.11 [11]<br>(0:13.76) | 1:11.35 [1]<br>(0:11.46) | 0:59.89 [1]<br>(0:11.95) | 0:47.94 [1]<br>(0:11.87) | 0:36.07 [1]<br>(0:11.59) | 0:24.48 [1]<br>(0:11.58) | 0:12.90 [7]<br>(0:12.90) |
| Average Speed [km/h]   | 52.5                      | 63.0                     | 60.6                     | 60.9                     | 62.2                     | 62.3                     | 55.8                     |
| Top Speed [km/h]       | 66.3                      | 65.5                     | 62.0                     | 62.0                     | 63.2                     | 63.6                     | 59.5                     |
| Avg. Dist. to Rail [m] | 7.9                       | 1.9                      | 1.4                      | 0.8                      | 0.2                      | 0.5                      | 0.8                      |
| Avg. Stride Freq. [Hz] | 2.2                       | 2.3                      | 2.3                      | 2.3                      | 2.4                      | 2.4                      | 2.3                      |
| Avg. Stride Length [m] | 6.6                       | 7.5                      | 7.4                      | 7.4                      | 7.3                      | 7.2                      | 6.7                      |



- [ ] Ranking at each section and finish
- .-.-.- No data available at this section
- NA No data available



|                                |                |
|--------------------------------|----------------|
| Horse/Jockey Name              | Holstein       |
| Final Rank                     | 12             |
| Fastest Section Time (Section) | 0:11.46 (400m) |
| Top Speed [km/h] (Section)     | 64.7 (400m)    |
| Race State                     | Finished       |

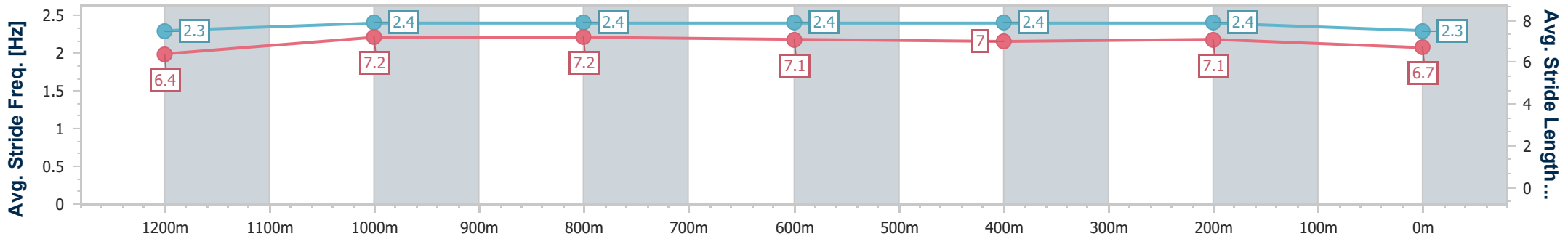
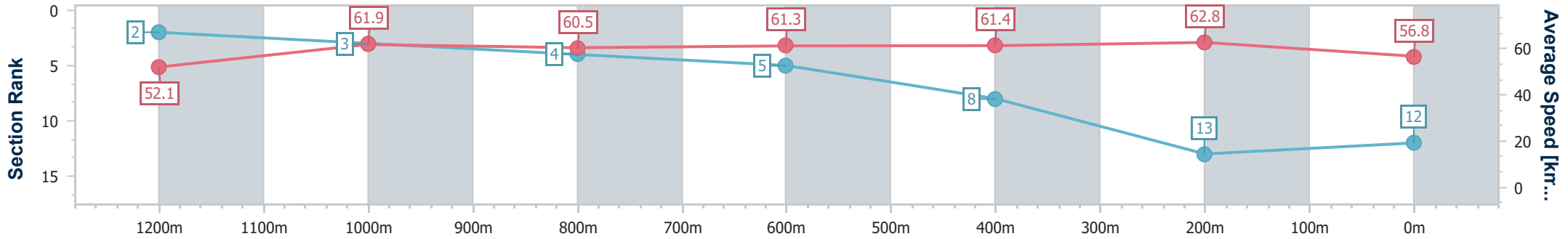


Eagle Farm QLD Professional  
 Race 10: IMPRESSU BENCHMARK 78 Handicap - 1400m  
 07 December 2024 - 17:49  
 Track Rating: Soft 5, Weather: Fine, Rail Position: True



BRISBANE  
RACING CLUB

| Section                | Overall                   | 1200m                    | 1000m                    | 800m                     | 600m                     | 400m                     | 200m                      |
|------------------------|---------------------------|--------------------------|--------------------------|--------------------------|--------------------------|--------------------------|---------------------------|
| Section Times          | 1:25.42 [12]<br>(0:13.88) | 1:11.54 [2]<br>(0:11.64) | 0:59.90 [3]<br>(0:11.98) | 0:47.92 [4]<br>(0:11.96) | 0:35.96 [5]<br>(0:11.81) | 0:24.15 [8]<br>(0:11.46) | 0:12.69 [13]<br>(0:12.69) |
| Average Speed [km/h]   | 52.1                      | 61.9                     | 60.5                     | 61.3                     | 61.4                     | 62.8                     | 56.8                      |
| Top Speed [km/h]       | 64.0                      | 62.8                     | 62.7                     | 62.7                     | 63.8                     | 64.7                     | 60.1                      |
| Avg. Dist. to Rail [m] | 5.3                       | 1.0                      | 1.9                      | 3.1                      | 1.7                      | 0.7                      | 1.1                       |
| Avg. Stride Freq. [Hz] | 2.3                       | 2.4                      | 2.4                      | 2.4                      | 2.4                      | 2.4                      | 2.3                       |
| Avg. Stride Length [m] | 6.4                       | 7.2                      | 7.2                      | 7.1                      | 7.0                      | 7.1                      | 6.7                       |



- [ ] Ranking at each section and finish
- .-.- No data available at this section
- NA No data available





|                                |                    |
|--------------------------------|--------------------|
| Horse/Jockey Name              | Rainbow Connection |
| Final Rank                     | 13                 |
| Fastest Section Time (Section) | 0:11.38 (400m)     |
| Top Speed [km/h] (Section)     | 64.1 (600m)        |
| Race State                     | Finished           |

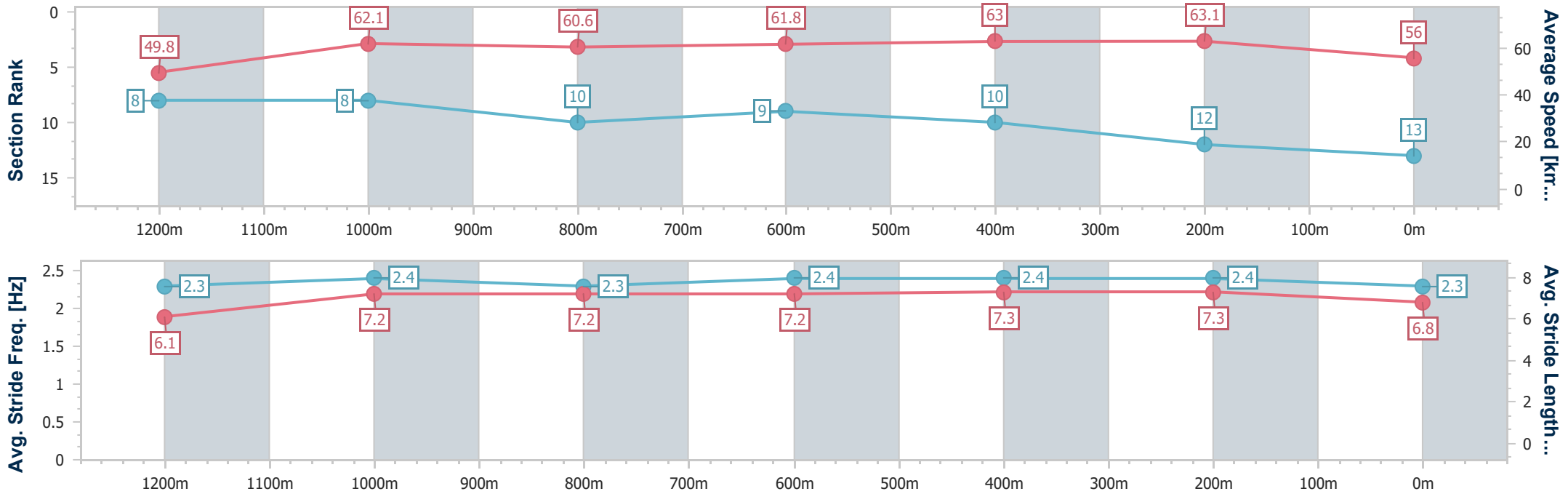


Eagle Farm QLD Professional  
 Race 10: IMPRESSU BENCHMARK 78 Handicap - 1400m  
 07 December 2024 - 17:49  
 Track Rating: Soft 5, Weather: Fine, Rail Position: True



BRISBANE  
 RACING CLUB

| Section                | Overall                   | 1200m                    | 1000m                    | 800m                      | 600m                     | 400m                      | 200m                      |
|------------------------|---------------------------|--------------------------|--------------------------|---------------------------|--------------------------|---------------------------|---------------------------|
| Section Times          | 1:25.57 [13]<br>(0:14.46) | 1:11.11 [8]<br>(0:11.60) | 0:59.51 [8]<br>(0:11.90) | 0:47.61 [10]<br>(0:11.78) | 0:35.83 [9]<br>(0:11.59) | 0:24.24 [10]<br>(0:11.38) | 0:12.86 [12]<br>(0:12.86) |
| Average Speed [km/h]   | 49.8                      | 62.1                     | 60.6                     | 61.8                      | 63.0                     | 63.1                      | 56.0                      |
| Top Speed [km/h]       | 61.6                      | 62.8                     | 61.4                     | 63.3                      | 64.1                     | 64.1                      | 61.6                      |
| Avg. Dist. to Rail [m] | 2.5                       | 1.0                      | 1.1                      | 2.4                       | 2.1                      | 2.2                       | 1.0                       |
| Avg. Stride Freq. [Hz] | 2.3                       | 2.4                      | 2.3                      | 2.4                       | 2.4                      | 2.4                       | 2.3                       |
| Avg. Stride Length [m] | 6.1                       | 7.2                      | 7.2                      | 7.2                       | 7.3                      | 7.3                       | 6.8                       |



- [ ] Ranking at each section and finish
- .-.- No data available at this section
- NA No data available