



# Sunshine Coast QLD Professional

## Race 5: VWF Class 3 Plate - 1600m

08 December 2024 - 15:16



Track Rating: Good 4, Weather: Fine, Rail Position: +7m Entire

Section		Overall	1400m	1200m	1000m	800m	600m	400m	Last 600m				
Field Times		1:37.50 (0:13.99)	1:23.51 (0:11.91)	1:11.60 (0:12.25)	0:59.35 (0:12.35)	0:47.00 (0:12.08)	0:34.92 (0:11.57)	0:23.35 (0:11.36)	0:34.92				
Rank	TAB Horse/Jockey	Barrier	Top Speed [km/h]	Fastest Section									Distance Travelled [m]
1	6 APERITIVO Bailey Wheeler	7	64.2 400m	0:11.36 400m	1:37.50 [1] (0:14.07)	1:23.43 [2] (0:11.97)	1:11.46 [2] (0:12.22)	0:59.24 [2] (0:12.32)	0:46.92 [2] (0:12.07)	0:34.85 [2] (0:11.50)	0:23.35 [1] (0:11.36)	0:34.85	
2	9 DIVAKARA Kyle Wilson-Taylor	5	66.7 400m	0:11.00 400m	1:37.58 [2] (0:14.69)	1:22.89 [6] (0:12.05)	1:10.84 [6] (0:12.40)	0:58.44 [6] (0:12.49)	0:45.95 [6] (0:11.84)	0:34.11 [6] (0:11.29)	0:22.82 [6] (0:11.00)	0:34.11	+0
3	3 POWERFUL EAGLE Karl Zechner	3	65.3 400m	0:11.36 400m	1:37.83 [3] (0:13.99)	1:23.84 [1] (0:11.91)	1:11.93 [1] (0:12.25)	0:59.68 [1] (0:12.35)	0:47.33 [1] (0:12.08)	0:35.25 [1] (0:11.57)	0:23.68 [2] (0:11.36)	0:35.25	-4
4	1 MAXIE TAP Sean Cormack	2	64.1 400m	0:11.35 400m	1:37.84 [4] (0:14.32)	1:23.52 [3] (0:11.87)	1:11.65 [3] (0:12.21)	0:59.44 [3] (0:12.36)	0:47.08 [3] (0:12.05)	0:35.03 [3] (0:11.59)	0:23.44 [3] (0:11.35)	0:35.03	-3
5	10 REEL WILD Samantha Collett	1	64.8 400m	0:11.29 400m	1:37.97 [5] (0:14.66)	1:23.31 [5] (0:11.86)	1:11.45 [5] (0:12.20)	0:59.25 [4] (0:12.38)	0:46.87 [4] (0:11.97)	0:34.90 [5] (0:11.49)	0:23.41 [5] (0:11.29)	0:34.90	-5
6	5 STAR CHANCE Morgan Butler	4	63.8 400m	0:11.53 600m	1:38.45 [6] (0:14.38)	1:24.07 [4] (0:12.08)	1:11.99 [4] (0:12.37)	0:59.62 [5] (0:12.28)	0:47.34 [5] (0:11.79)	0:35.55 [4] (0:11.53)	0:24.02 [4] (0:11.53)	0:35.55	-2
7	8 WICKED'N' LOVIN'IT Jackson Murphy	6	64.5 400m	0:11.41 400m	1:38.71 [7] (0:14.86)	1:23.85 [7] (0:12.11)	1:11.74 [7] (0:12.36)	0:59.38 [8] (0:12.50)	0:46.88 [8] (0:11.83)	0:35.05 [8] (0:11.47)	0:23.58 [8] (0:11.41)	0:35.05	+1
8	4 ROCKED Erin Molloy	8	64.0 400m	0:11.53 600m	1:38.75 [8] (0:15.14)	1:23.61 [8] (0:12.01)	1:11.60 [8] (0:12.16)	0:59.44 [7] (0:12.40)	0:47.04 [7] (0:11.84)	0:35.20 [7] (0:11.53)	0:23.67 [7] (0:11.54)	0:35.20	-5

Scratched: Magic Game (#7), Street Glory (#11), Nightstick (#2)

[ ] Ranking at each section and finish  
 -:-:- No data available at this section  
 NA No data available

SCN Saddle cloth number  
 DNF Did not finish  
 DNT Did not track



# Sunshine Coast QLD Professional

## Race 5: VWF Class 3 Plate - 1600m

08 December 2024 - 15:16



Track Rating: Good 4, Weather: Fine, Rail Position: +7m Entire

Section				200m				Last 600m	
Field Times				0:11.99 (0:11.99)				0:34.92	
Rank	TAB	Horse/Jockey	Barrier	Top Speed [km/h]	Fastest Section	Margin			Distance Travelled [m]
1	6	<b>APERITIVO</b> Bailey Wheeler	7	64.2 400m	0:11.36 400m	0:11.99 [1] (0:11.99)	1:37.50		0:34.85
2	9	<b>DIVAKARA</b> Kyle Wilson-Taylor	5	66.7 400m	0:11.00 400m	0:11.82 [4] (0:11.82)	0.4L		0:34.11 +0
3	3	<b>POWERFUL EAGLE</b> Karl Zechner	3	65.3 400m	0:11.36 400m	0:12.32 [1] (0:12.32)	1.7L		0:35.25 -4
4	1	<b>MAXIE TAP</b> Sean Cormack	2	64.1 400m	0:11.35 400m	0:12.09 [3] (0:12.09)	1.8L		0:35.03 -3
5	10	<b>REEL WILD</b> Samantha Collett	1	64.8 400m	0:11.29 400m	0:12.12 [5] (0:12.12)	2.6L		0:34.90 -5
6	5	<b>STAR CHANCE</b> Morgan Butler	4	63.8 400m	0:11.53 600m	0:12.49 [6] (0:12.49)	5.4L		0:35.55 -2
7	8	<b>WICKED'N' LOVIN'IT</b> Jackson Murphy	6	64.5 400m	0:11.41 400m	0:12.17 [7] (0:12.17)	6.9L		0:35.05 +1
8	4	<b>ROCKED</b> Erin Molloy	8	64.0 400m	0:11.53 600m	0:12.13 [8] (0:12.13)	7.1L		0:35.20 -5

Scratched: Magic Game (#7), Street Glory (#11), Nightstick (#2)

[ ] Ranking at each section and finish  
 -:-:- No data available at this section  
 NA No data available

SCN Saddle cloth number  
 DNF Did not finish  
 DNT Did not track



Horse/Jockey Name	Aperitivo
Final Rank	1
Fastest Section Time (Section)	0:11.36 (400m)
Top Speed [km/h] (Section)	64.2 (400m)
Race State	Finished



Sunshine Coast QLD Professional

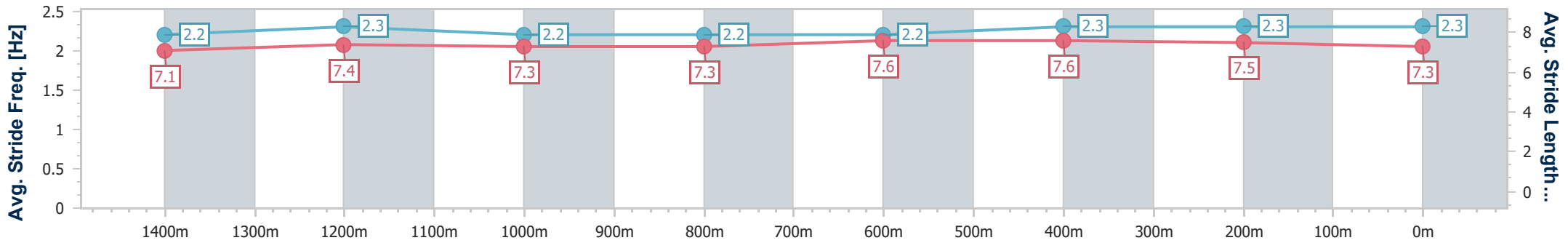
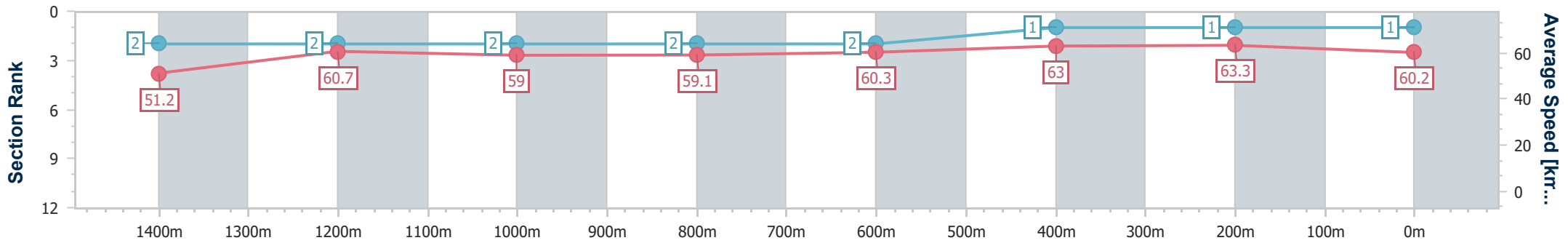
Race 5: VWF Class 3 Plate - 1600m



08 December 2024 - 15:16

Track Rating: Good 4, Weather: Fine, Rail Position: +7m Entire

Section	Overall	1400m	1200m	1000m	800m	600m	400m	200m
Section Times	1:37.50 [1] (0:14.07)	1:23.43 [2] (0:11.97)	1:11.46 [2] (0:12.22)	0:59.24 [2] (0:12.32)	0:46.92 [2] (0:12.07)	0:34.85 [2] (0:11.50)	0:23.35 [1] (0:11.36)	0:11.99 [1] (0:11.99)
Average Speed [km/h]	51.2	60.7	59.0	59.1	60.3	63.0	63.3	60.2
Top Speed [km/h]	61.1	61.1	59.7	59.5	61.6	64.0	64.2	61.8
Avg. Dist. to Rail [m]	6.8	3.2	3.3	3.0	2.1	1.2	1.9	2.3
Avg. Stride Freq. [Hz]	2.2	2.3	2.2	2.2	2.2	2.3	2.3	2.3
Avg. Stride Length [m]	7.1	7.4	7.3	7.3	7.6	7.6	7.5	7.3



- [ ] Ranking at each section and finish
- .-.- No data available at this section
- NA No data available



Horse/Jockey Name	Divakara
Final Rank	2
Fastest Section Time (Section)	0:11.00 (400m)
Top Speed [km/h] (Section)	66.7 (400m)
Race State	Finished



Sunshine Coast QLD Professional

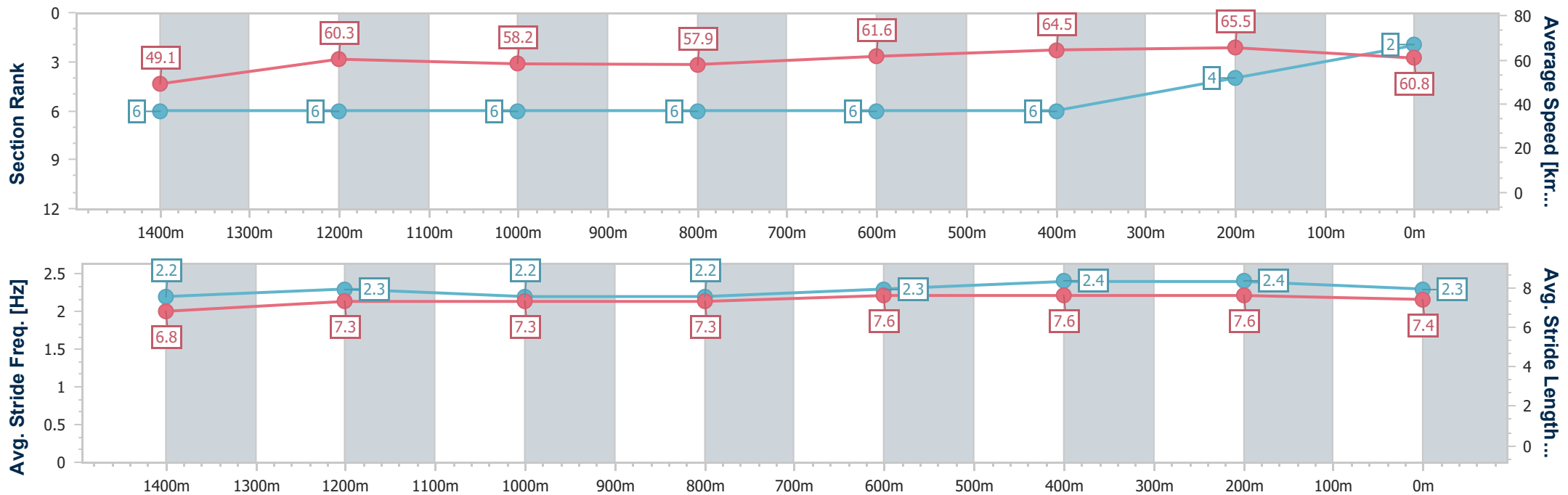
Race 5: VWF Class 3 Plate - 1600m

08 December 2024 - 15:16



Track Rating: Good 4, Weather: Fine, Rail Position: +7m Entire

Section	Overall	1400m	1200m	1000m	800m	600m	400m	200m
Section Times	1:37.58 [2] (0:14.69)	1:22.89 [6] (0:12.05)	1:10.84 [6] (0:12.40)	0:58.44 [6] (0:12.49)	0:45.95 [6] (0:11.84)	0:34.11 [6] (0:11.29)	0:22.82 [6] (0:11.00)	0:11.82 [4] (0:11.82)
Average Speed [km/h]	49.1	60.3	58.2	57.9	61.6	64.5	65.5	60.8
Top Speed [km/h]	59.0	60.8	59.9	59.8	63.4	66.6	66.7	63.7
Avg. Dist. to Rail [m]	4.9	3.2	3.2	2.7	1.9	1.9	4.9	5.3
Avg. Stride Freq. [Hz]	2.2	2.3	2.2	2.2	2.3	2.4	2.4	2.3
Avg. Stride Length [m]	6.8	7.3	7.3	7.3	7.6	7.6	7.6	7.4



- [ ] Ranking at each section and finish
- .-.- No data available at this section
- NA No data available



Horse/Jockey Name	Powerful Eagle
Final Rank	3
Fastest Section Time (Section)	0:11.36 (400m)
Top Speed [km/h] (Section)	65.3 (400m)
Race State	Finished



Sunshine Coast QLD Professional

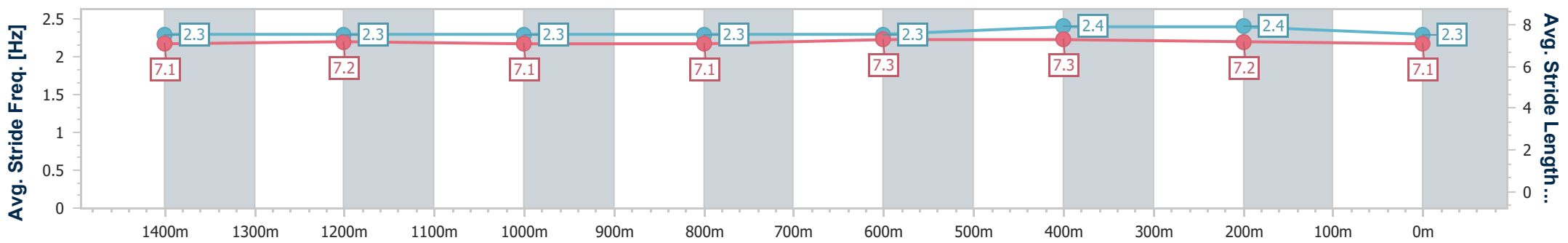
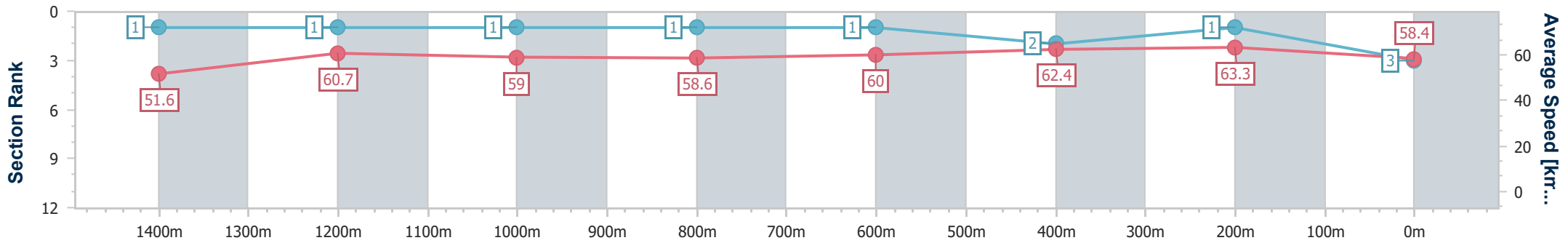
Race 5: VWF Class 3 Plate - 1600m

08 December 2024 - 15:16



Track Rating: Good 4, Weather: Fine, Rail Position: +7m Entire

Section	Overall	1400m	1200m	1000m	800m	600m	400m	200m
Section Times	1:37.83 [3] (0:13.99)	1:23.84 [1] (0:11.91)	1:11.93 [1] (0:12.25)	0:59.68 [1] (0:12.35)	0:47.33 [1] (0:12.08)	0:35.25 [1] (0:11.57)	0:23.68 [2] (0:11.36)	0:12.32 [1] (0:12.32)
Average Speed [km/h]	51.6	60.7	59.0	58.6	60.0	62.4	63.3	58.4
Top Speed [km/h]	60.6	61.4	60.2	60.2	61.7	64.6	65.3	61.3
Avg. Dist. to Rail [m]	3.3	2.3	2.3	2.0	1.1	0.2	1.6	2.1
Avg. Stride Freq. [Hz]	2.3	2.3	2.3	2.3	2.3	2.4	2.4	2.3
Avg. Stride Length [m]	7.1	7.2	7.1	7.1	7.3	7.3	7.2	7.1



- [ ] Ranking at each section and finish
- .-.-.- No data available at this section
- NA No data available



Horse/Jockey Name	Maxie Tap
Final Rank	4
Fastest Section Time (Section)	0:11.35 (400m)
Top Speed [km/h] (Section)	64.1 (400m)
Race State	Finished



Sunshine Coast QLD Professional

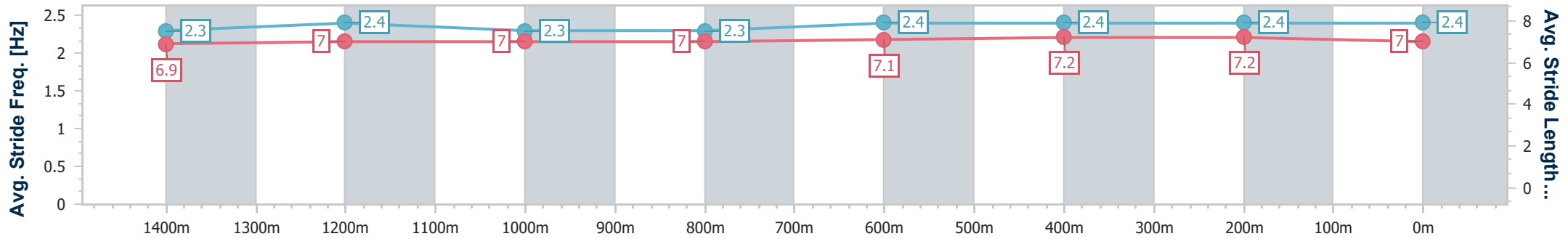
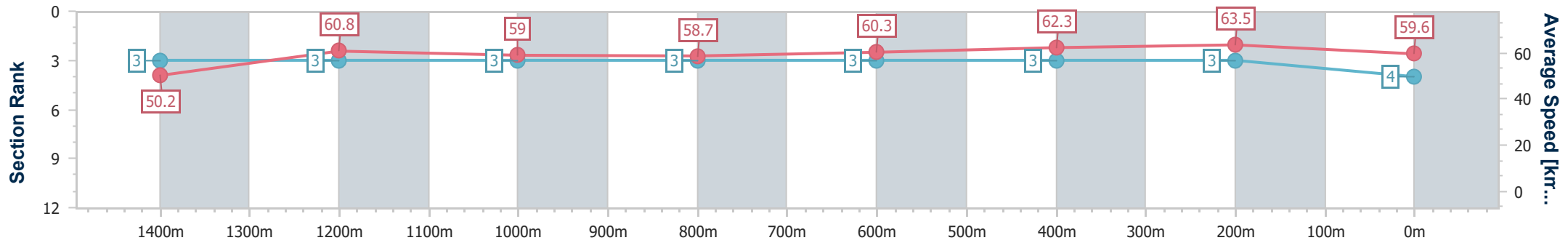
Race 5: VWF Class 3 Plate - 1600m

08 December 2024 - 15:16



Track Rating: Good 4, Weather: Fine, Rail Position: +7m Entire

Section	Overall	1400m	1200m	1000m	800m	600m	400m	200m
Section Times	1:37.84 [4] (0:14.32)	1:23.52 [3] (0:11.87)	1:11.65 [3] (0:12.21)	0:59.44 [3] (0:12.36)	0:47.08 [3] (0:12.05)	0:35.03 [3] (0:11.59)	0:23.44 [3] (0:11.35)	0:12.09 [3] (0:12.09)
Average Speed [km/h]	50.2	60.8	59.0	58.7	60.3	62.3	63.5	59.6
Top Speed [km/h]	60.7	61.9	59.8	59.0	62.0	63.6	64.1	62.0
Avg. Dist. to Rail [m]	2.7	2.3	2.4	2.2	1.6	0.6	3.4	4.2
Avg. Stride Freq. [Hz]	2.3	2.4	2.3	2.3	2.4	2.4	2.4	2.4
Avg. Stride Length [m]	6.9	7.0	7.0	7.0	7.1	7.2	7.2	7.0



- [ ] Ranking at each section and finish
- .-.- No data available at this section
- NA No data available



Horse/Jockey Name	Reel Wild
Final Rank	5
Fastest Section Time (Section)	0:11.29 (400m)
Top Speed [km/h] (Section)	64.8 (400m)
Race State	Finished



Sunshine Coast QLD Professional

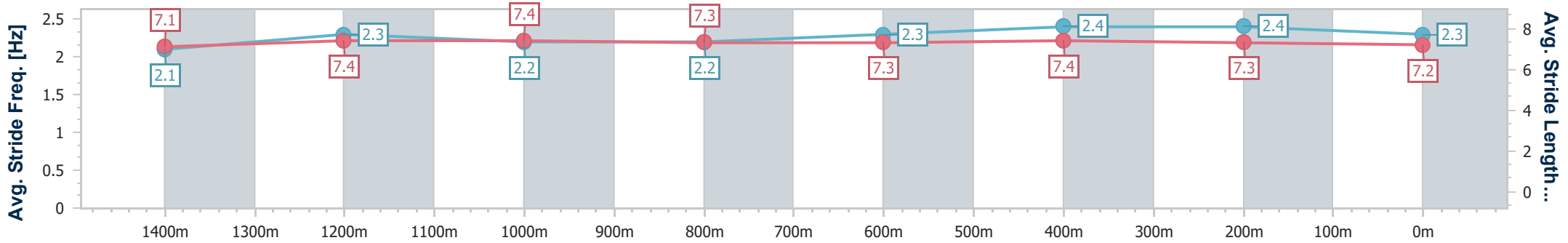
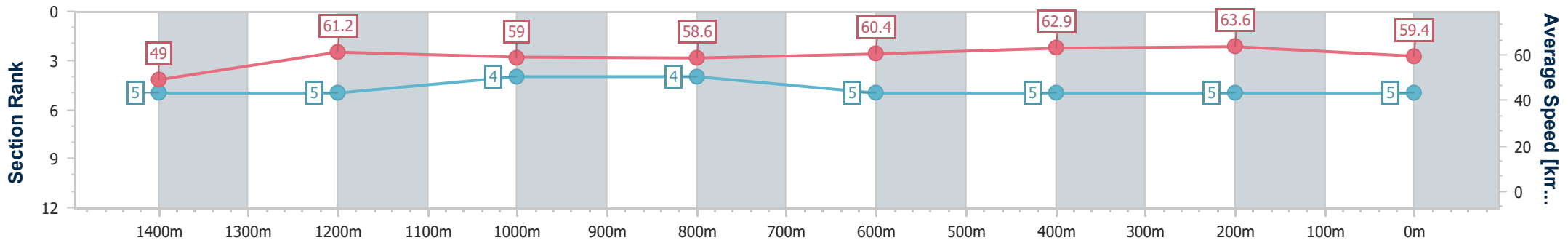
Race 5: VWF Class 3 Plate - 1600m

08 December 2024 - 15:16

Track Rating: Good 4, Weather: Fine, Rail Position: +7m Entire



Section	Overall	1400m	1200m	1000m	800m	600m	400m	200m
Section Times	1:37.97 [5] (0:14.66)	1:23.31 [5] (0:11.86)	1:11.45 [5] (0:12.20)	0:59.25 [4] (0:12.38)	0:46.87 [4] (0:11.97)	0:34.90 [5] (0:11.49)	0:23.41 [5] (0:11.29)	0:12.12 [5] (0:12.12)
Average Speed [km/h]	49.0	61.2	59.0	58.6	60.4	62.9	63.6	59.4
Top Speed [km/h]	60.3	61.9	60.5	59.3	62.2	64.7	64.8	62.6
Avg. Dist. to Rail [m]	2.5	2.3	2.4	2.0	1.1	0.3	1.8	2.8
Avg. Stride Freq. [Hz]	2.1	2.3	2.2	2.2	2.3	2.4	2.4	2.3
Avg. Stride Length [m]	7.1	7.4	7.4	7.3	7.3	7.4	7.3	7.2



- [ ] Ranking at each section and finish
- .-.- No data available at this section
- NA No data available



Horse/Jockey Name	Star Chance
Final Rank	6
Fastest Section Time (Section)	0:11.53 (600m)
Top Speed [km/h] (Section)	63.8 (400m)
Race State	Finished



### Sunshine Coast QLD Professional

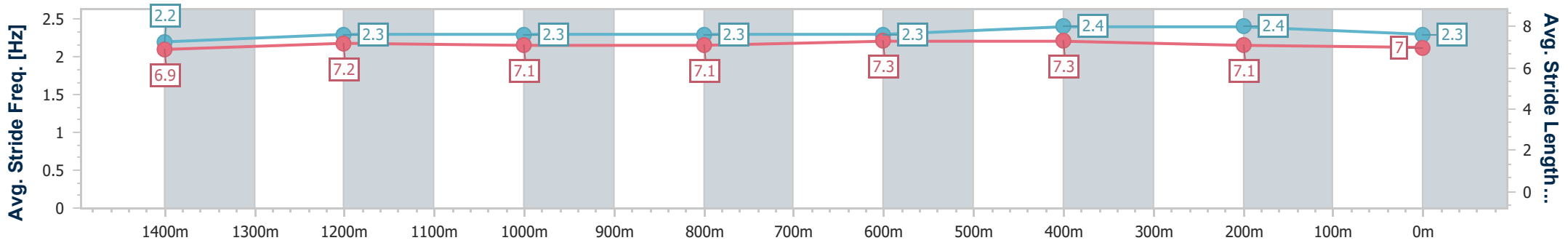
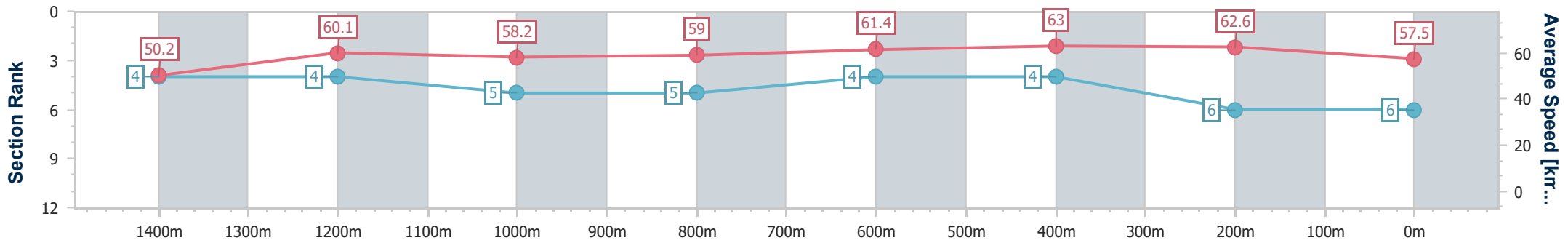
Race 5: VWF Class 3 Plate - 1600m

08 December 2024 - 15:16



Track Rating: Good 4, Weather: Fine, Rail Position: +7m Entire

Section	Overall	1400m	1200m	1000m	800m	600m	400m	200m
Section Times	1:38.45 [6] (0:14.38)	1:24.07 [4] (0:12.08)	1:11.99 [4] (0:12.37)	0:59.62 [5] (0:12.28)	0:47.34 [5] (0:11.79)	0:35.55 [4] (0:11.53)	0:24.02 [4] (0:11.53)	0:12.49 [6] (0:12.49)
Average Speed [km/h]	50.2	60.1	58.2	59.0	61.4	63.0	62.6	57.5
Top Speed [km/h]	59.7	61.1	60.5	59.8	62.9	63.7	63.8	60.7
Avg. Dist. to Rail [m]	4.0	2.8	2.3	2.1	1.2	1.4	5.4	5.5
Avg. Stride Freq. [Hz]	2.2	2.3	2.3	2.3	2.3	2.4	2.4	2.3
Avg. Stride Length [m]	6.9	7.2	7.1	7.1	7.3	7.3	7.1	7.0



- [ ] Ranking at each section and finish
- .-.- No data available at this section
- NA No data available





Horse/Jockey Name	Wicked'n' Lovin'it
Final Rank	7
Fastest Section Time (Section)	0:11.41 (400m)
Top Speed [km/h] (Section)	64.5 (400m)
Race State	Finished



Sunshine Coast QLD Professional

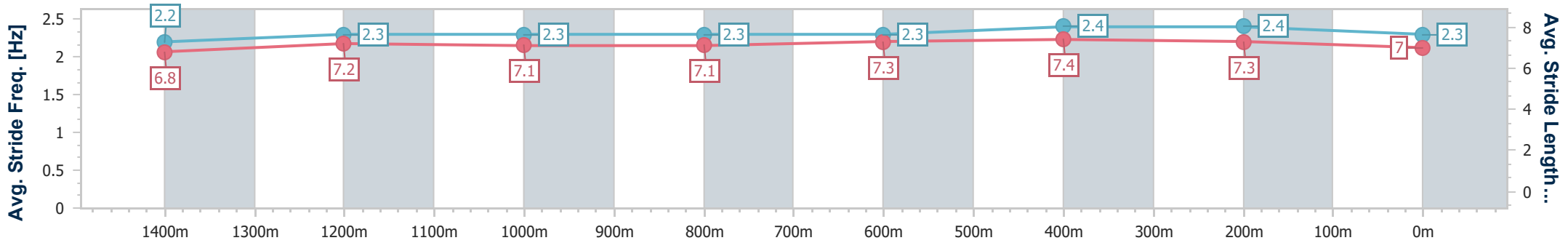
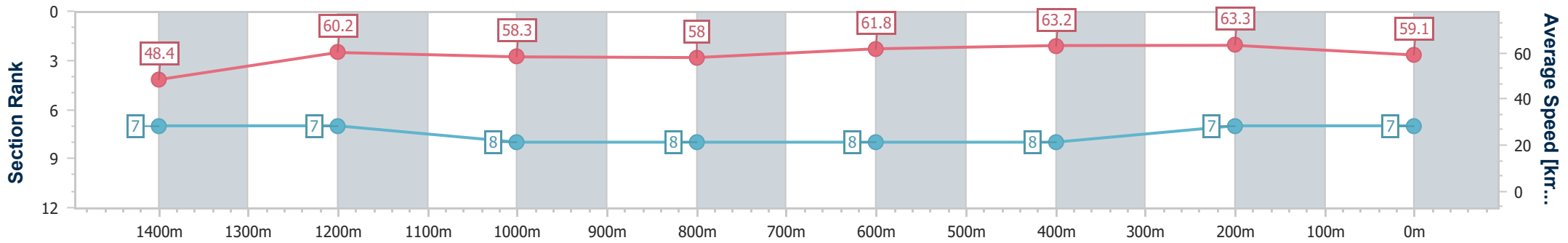
Race 5: VWF Class 3 Plate - 1600m

08 December 2024 - 15:16



Track Rating: Good 4, Weather: Fine, Rail Position: +7m Entire

Section	Overall	1400m	1200m	1000m	800m	600m	400m	200m
Section Times	1:38.71 [7] (0:14.86)	1:23.85 [7] (0:12.11)	1:11.74 [7] (0:12.36)	0:59.38 [8] (0:12.50)	0:46.88 [8] (0:11.83)	0:35.05 [8] (0:11.47)	0:23.58 [8] (0:11.41)	0:12.17 [7] (0:12.17)
Average Speed [km/h]	48.4	60.2	58.3	58.0	61.8	63.2	63.3	59.1
Top Speed [km/h]	57.4	61.2	60.2	60.3	63.9	64.3	64.5	61.2
Avg. Dist. to Rail [m]	5.9	3.3	3.3	3.0	2.2	1.7	3.0	2.3
Avg. Stride Freq. [Hz]	2.2	2.3	2.3	2.3	2.3	2.4	2.4	2.3
Avg. Stride Length [m]	6.8	7.2	7.1	7.1	7.3	7.4	7.3	7.0



- [ ] Ranking at each section and finish
- .-.- No data available at this section
- NA No data available



Horse/Jockey Name	Rocked
Final Rank	8
Fastest Section Time (Section)	0:11.53 (600m)
Top Speed [km/h] (Section)	64.0 (400m)
Race State	Finished



Sunshine Coast QLD Professional

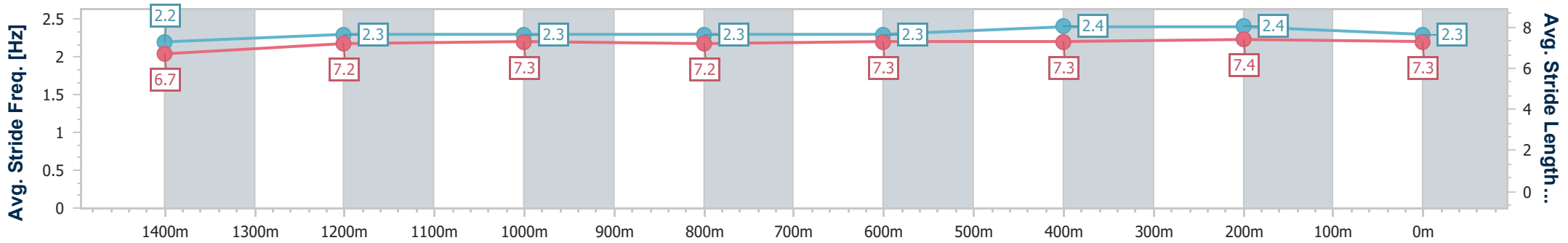
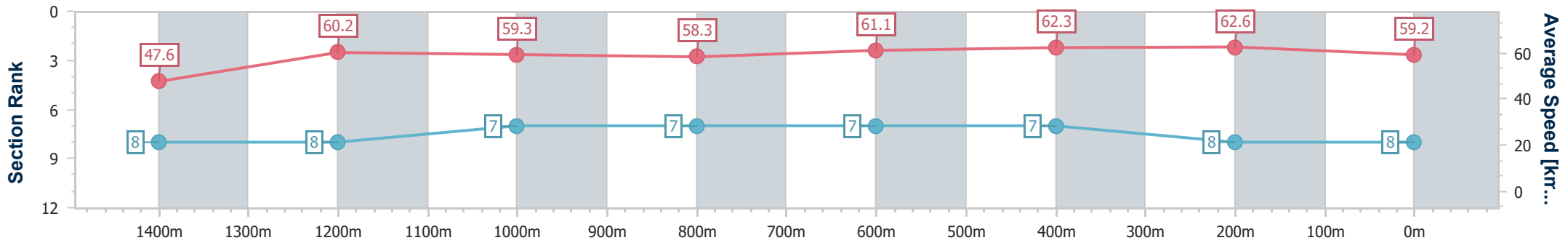
Race 5: VWF Class 3 Plate - 1600m

08 December 2024 - 15:16



Track Rating: Good 4, Weather: Fine, Rail Position: +7m Entire

Section	Overall	1400m	1200m	1000m	800m	600m	400m	200m
Section Times	1:38.75 [8] (0:15.14)	1:23.61 [8] (0:12.01)	1:11.60 [8] (0:12.16)	0:59.44 [7] (0:12.40)	0:47.04 [7] (0:11.84)	0:35.20 [7] (0:11.53)	0:23.67 [7] (0:11.54)	0:12.13 [8] (0:12.13)
Average Speed [km/h]	47.6	60.2	59.3	58.3	61.1	62.3	62.6	59.2
Top Speed [km/h]	56.2	62.0	61.0	60.2	62.8	63.5	64.0	61.3
Avg. Dist. to Rail [m]	7.3	2.5	2.1	1.9	0.9	0.3	1.8	1.6
Avg. Stride Freq. [Hz]	2.2	2.3	2.3	2.3	2.3	2.4	2.4	2.3
Avg. Stride Length [m]	6.7	7.2	7.3	7.2	7.3	7.3	7.4	7.3



- [ ] Ranking at each section and finish
- .-.- No data available at this section
- NA No data available