

Track Rating: Heavy 9, Weather: Overcast, Rail Position: +8m Entire

| Section | | | | | | | | | | | | | |
|-------------|-----|------------------------------------|----------------------|----------------------|----------------------|--------------------------|--------------------------|--------------------------|--------------------------|--------------------------|--------------------------|---------|------------------------|
| Field Times | | Overall | 1000m | 800m | 600m | 400m | 200m | Last 600m | | | | | |
| | | 1:03.97 (0:08.35) | 0:55.62 (0:10.41) | 0:45.21 (0:10.63) | 0:34.58 (0:11.06) | 0:23.52 (0:11.64) | 0:11.88 (0:11.88) | 0:34.58 | | | | | |
| Rank | TAB | Horse/Jockey | Barrier | Top Speed [km/h] | Fastest Section | Overall | 1000m | 800m | 600m | 400m | 200m | Margin | Distance Travelled [m] |
| 1 | 10 | ADIELLA Justin Stanley | 2 | 68.7 | 0:08.58 | 1:03.97 [1] (0:08.58) | 0:55.39 [5] (0:10.59) | 0:44.80 [5] (0:10.55) | 0:34.25 [5] (0:11.01) | 0:23.24 [5] (0:11.36) | 0:11.88 [1] (0:11.88) | 1:03.97 | 0:34.25 |
| 2 | 8 | SULTRY SIREN Bailey Wheeler | 3 | 69.7 | 0:08.39 | 1:04.21 [2] (0:08.39) | 0:55.82 [2] (0:10.64) | 0:45.18 [4] (0:10.51) | 0:34.67 [3] (0:11.10) | 0:23.57 [4] (0:11.50) | 0:12.07 [3] (0:12.07) | 1.46L | 0:34.67 +4 |
| 3 | 5 | THE FIXER Robbie Dolan | 7 | 70.4 | 0:08.50 | 1:04.24 [3] (0:08.50) | 0:55.74 [4] (0:10.49) | 0:45.25 [3] (0:10.55) | 0:34.70 [4] (0:11.07) | 0:23.63 [3] (0:11.68) | 0:11.95 [4] (0:11.95) | 1.64L | 0:34.70 +8 |
| 4 | 16 | HIDDEN MELODY Emily Lang | 1 | 69.8 | 0:08.43 | 1:04.52 [4] (0:08.43) | 0:56.09 [3] (0:10.41) | 0:45.68 [2] (0:10.60) | 0:35.08 [2] (0:11.01) | 0:24.07 [1] (0:11.68) | 0:12.39 [2] (0:12.39) | 3.25L | 0:35.08 +0 |
| 5 | 7 | CAN'T GETWHATIWANT Angela Jones | 5 | 69.5 | 0:08.75 | 1:04.63 [5] (0:08.75) | 0:55.88 [6] (0:10.76) | 0:45.12 [7] (0:10.43) | 0:34.69 [7] (0:10.87) | 0:23.82 [6] (0:11.60) | 0:12.22 [5] (0:12.22) | 3.91L | 0:34.69 +6 |
| 6 | 4 | ISLAND MAGIC Kyle Wilson-Taylor | 4 | 69.6 | 0:08.93 | 1:05.58 [6] (0:08.93) | 0:56.65 [7] (0:10.51) | 0:46.14 [6] (0:10.46) | 0:35.68 [6] (0:10.96) | 0:24.72 [7] (0:11.70) | 0:13.02 [6] (0:13.02) | 9.51L | 0:35.68 +4 |
| 7 | 17 | TOP BIRD Nozi Tomizawa | 6 | 70.7 | 0:08.35 | 1:05.65 [7] (0:08.35) | 0:57.30 [1] (0:10.41) | 0:46.89 [1] (0:10.63) | 0:36.26 [1] (0:11.19) | 0:25.07 [2] (0:12.01) | 0:13.06 [7] (0:13.06) | 9.92L | 0:36.26 +6 |

Scratched: Kwami (#14), Tellez (#9), Phoenix Global (#15), Bohemian Lad (#1), Surreal Ascot (#12), Artie Beatsome (#13), Femme Fatale (#6), Tokyo Sins (#11), Zourata (#2), Diaco (#3)



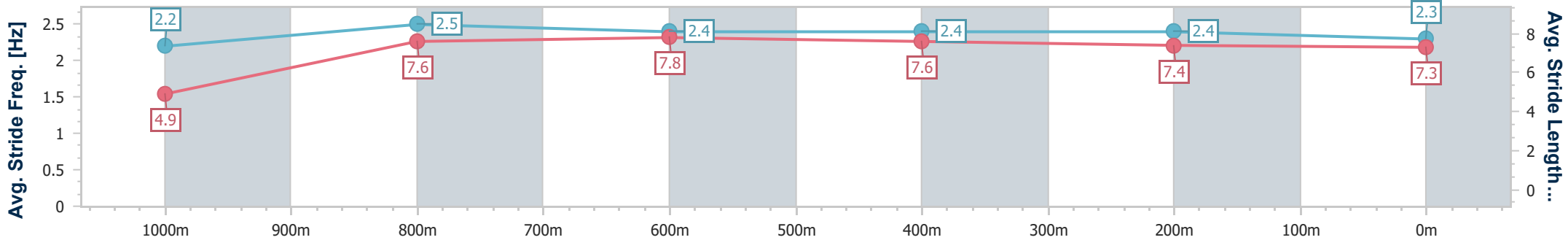
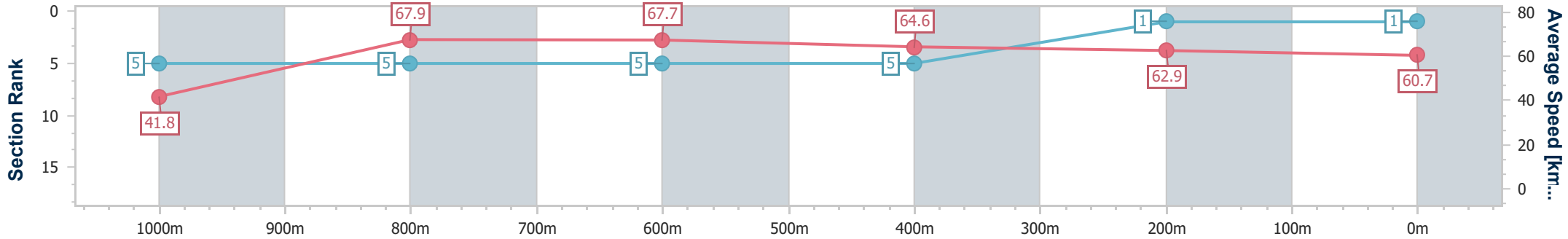
| | |
|--------------------------------|-------------------|
| Horse/Jockey Name | Adiella |
| Final Rank | 1 |
| Fastest Section Time (Section) | 0:08.58 (Overall) |
| Top Speed [km/h] (Section) | 68.7 (1000m) |
| Race State | Finished |



Ipswich QLD Professional
 Race 6: GREAT NORTHERN BENCHMARK 68 Handicap - 1100m
 11 December 2024 - 16:33
 Track Rating: Heavy 9, Weather: Overcast, Rail Position: +8m Entire



| Section | Overall | 1000m | 800m | 600m | 400m | 200m |
|------------------------|--------------------------|--------------------------|--------------------------|--------------------------|--------------------------|--------------------------|
| Section Times | 1:03.97 [1] (0:08.58) | 0:55.39 [5] (0:10.59) | 0:44.80 [5] (0:10.55) | 0:34.25 [5] (0:11.01) | 0:23.24 [5] (0:11.36) | 0:11.88 [1] (0:11.88) |
| Average Speed [km/h] | 41.8 | 67.9 | 67.7 | 64.6 | 62.9 | 60.7 |
| Top Speed [km/h] | 64.8 | 68.7 | 68.7 | 66.6 | 63.8 | 63.6 |
| Avg. Dist. to Rail [m] | 3.3 | 0.8 | 2.2 | 2.3 | 1.7 | 1.4 |
| Avg. Stride Freq. [Hz] | 2.2 | 2.5 | 2.4 | 2.4 | 2.4 | 2.3 |
| Avg. Stride Length [m] | 4.9 | 7.6 | 7.8 | 7.6 | 7.4 | 7.3 |



- [] Ranking at each section and finish
- .-.- No data available at this section
- NA No data available



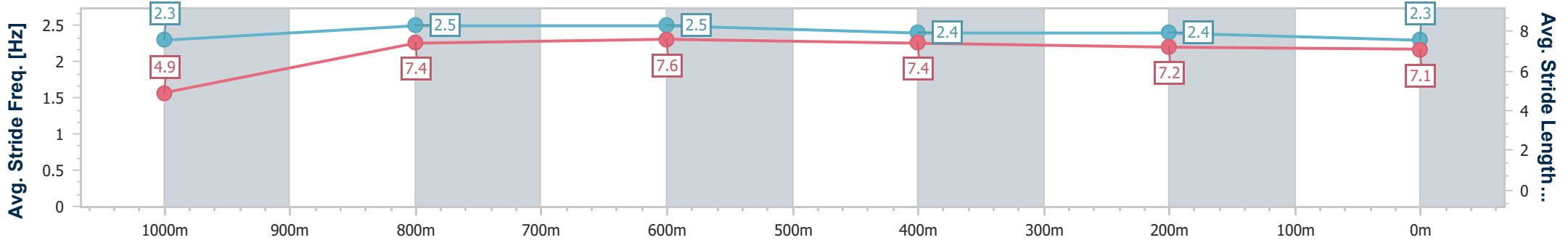
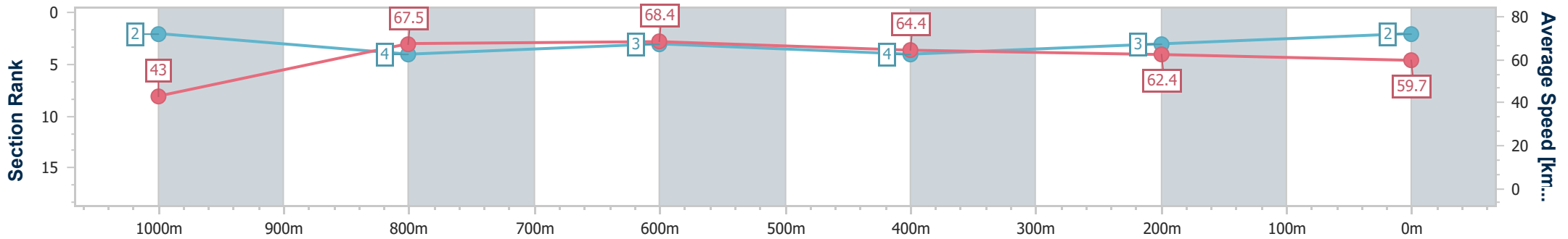
| | |
|--------------------------------|-------------------|
| Horse/Jockey Name | Sultry Siren |
| Final Rank | 2 |
| Fastest Section Time (Section) | 0:08.39 (Overall) |
| Top Speed [km/h] (Section) | 69.7 (1000m) |
| Race State | Finished |



Ipswich QLD Professional
 Race 6: GREAT NORTHERN BENCHMARK 68 Handicap - 1100m
 11 December 2024 - 16:33
 Track Rating: Heavy 9, Weather: Overcast, Rail Position: +8m Entire



| Section | Overall | 1000m | 800m | 600m | 400m | 200m |
|------------------------|--------------------------|--------------------------|--------------------------|--------------------------|--------------------------|--------------------------|
| Section Times | 1:04.21 [2] (0:08.39) | 0:55.82 [2] (0:10.64) | 0:45.18 [4] (0:10.51) | 0:34.67 [3] (0:11.10) | 0:23.57 [4] (0:11.50) | 0:12.07 [3] (0:12.07) |
| Average Speed [km/h] | 43.0 | 67.5 | 68.4 | 64.4 | 62.4 | 59.7 |
| Top Speed [km/h] | 64.0 | 69.7 | 69.6 | 66.1 | 63.2 | 62.2 |
| Avg. Dist. to Rail [m] | 4.9 | 0.4 | 1.1 | 1.0 | 1.0 | 1.0 |
| Avg. Stride Freq. [Hz] | 2.3 | 2.5 | 2.5 | 2.4 | 2.4 | 2.3 |
| Avg. Stride Length [m] | 4.9 | 7.4 | 7.6 | 7.4 | 7.2 | 7.1 |



- [] Ranking at each section and finish
- .-.- No data available at this section
- NA No data available



| | |
|--------------------------------|-------------------|
| Horse/Jockey Name | The Fixer |
| Final Rank | 3 |
| Fastest Section Time (Section) | 0:08.50 (Overall) |
| Top Speed [km/h] (Section) | 70.4 (1000m) |
| Race State | Finished |



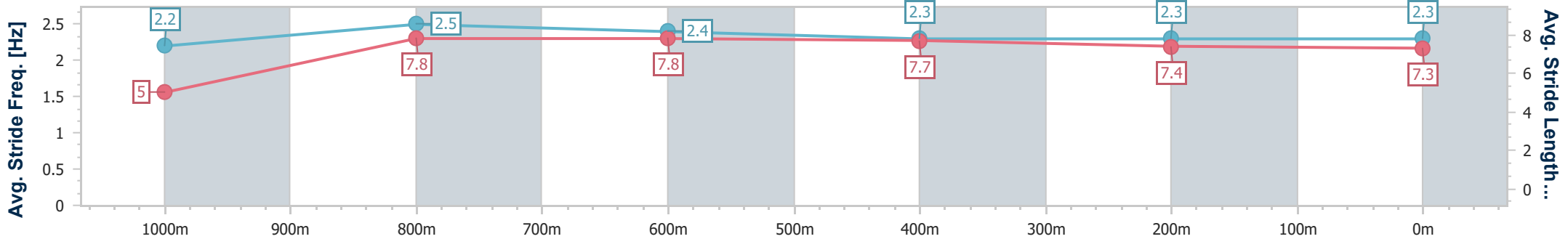
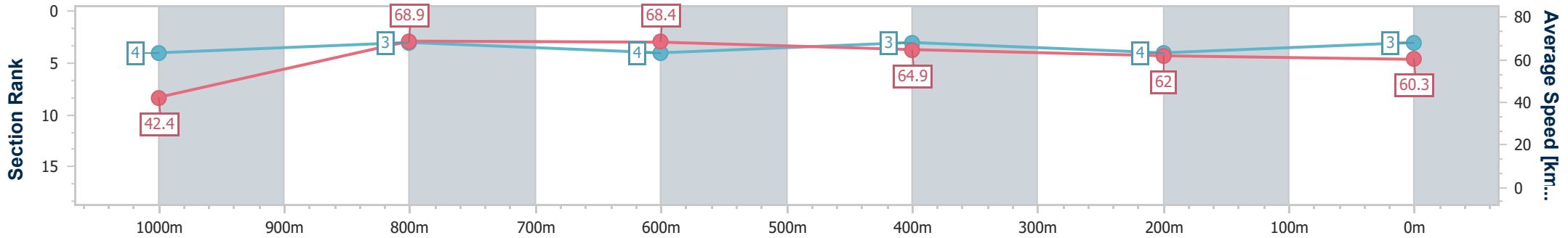
Ipswich QLD Professional
 Race 6: GREAT NORTHERN BENCHMARK 68 Handicap - 1100m



11 December 2024 - 16:33

Track Rating: Heavy 9, Weather: Overcast, Rail Position: +8m Entire

| Section | Overall | 1000m | 800m | 600m | 400m | 200m |
|------------------------|--------------------------|--------------------------|--------------------------|--------------------------|--------------------------|--------------------------|
| Section Times | 1:04.24 [3] (0:08.50) | 0:55.74 [4] (0:10.49) | 0:45.25 [3] (0:10.55) | 0:34.70 [4] (0:11.07) | 0:23.63 [3] (0:11.68) | 0:11.95 [4] (0:11.95) |
| Average Speed [km/h] | 42.4 | 68.9 | 68.4 | 64.9 | 62.0 | 60.3 |
| Top Speed [km/h] | 65.1 | 70.4 | 70.1 | 66.9 | 64.0 | 62.3 |
| Avg. Dist. to Rail [m] | 9.5 | 2.2 | 0.6 | 0.4 | 1.1 | 1.3 |
| Avg. Stride Freq. [Hz] | 2.2 | 2.5 | 2.4 | 2.3 | 2.3 | 2.3 |
| Avg. Stride Length [m] | 5.0 | 7.8 | 7.8 | 7.7 | 7.4 | 7.3 |



- [] Ranking at each section and finish
- .-.- No data available at this section
- NA No data available



| | |
|--------------------------------|-------------------|
| Horse/Jockey Name | Hidden Melody |
| Final Rank | 4 |
| Fastest Section Time (Section) | 0:08.43 (Overall) |
| Top Speed [km/h] (Section) | 69.8 (1000m) |
| Race State | Finished |



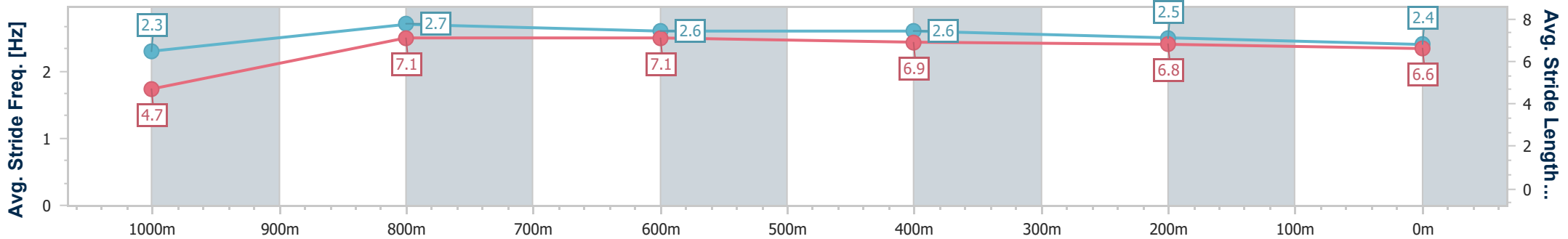
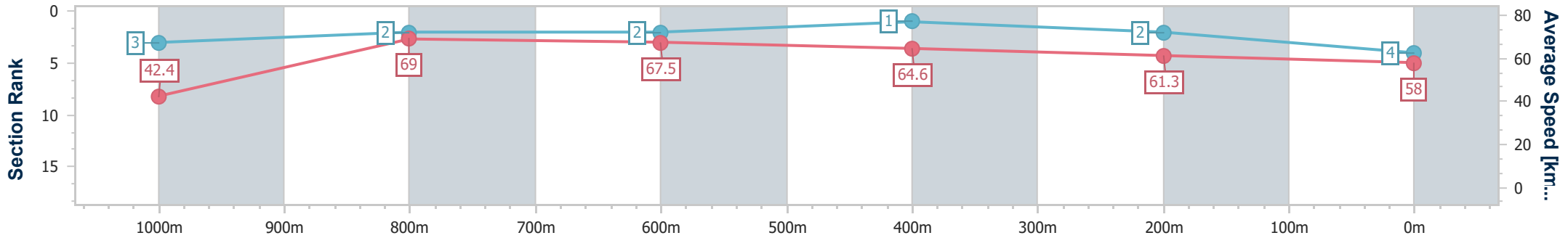
Ipswich QLD Professional
 Race 6: GREAT NORTHERN BENCHMARK 68 Handicap - 1100m



11 December 2024 - 16:33

Track Rating: Heavy 9, Weather: Overcast, Rail Position: +8m Entire

| Section | Overall | 1000m | 800m | 600m | 400m | 200m | | | | | | | | |
|------------------------|--------------------------|--------------------------|--------------------------|--------------------------|--------------------------|--------------------------|--|--|--|--|--|--|--|--|
| Section Times | 1:04.52 [4] (0:08.43) | 0:56.09 [3] (0:10.41) | 0:45.68 [2] (0:10.60) | 0:35.08 [2] (0:11.01) | 0:24.07 [1] (0:11.68) | 0:12.39 [2] (0:12.39) | | | | | | | | |
| Average Speed [km/h] | 42.4 | 69.0 | 67.5 | 64.6 | 61.3 | 58.0 | | | | | | | | |
| Top Speed [km/h] | 66.4 | 69.8 | 68.9 | 66.8 | 63.2 | 60.5 | | | | | | | | |
| Avg. Dist. to Rail [m] | 2.0 | 1.3 | 2.5 | 2.3 | 1.3 | 0.3 | | | | | | | | |
| Avg. Stride Freq. [Hz] | 2.3 | 2.7 | 2.6 | 2.6 | 2.5 | 2.4 | | | | | | | | |
| Avg. Stride Length [m] | 4.7 | 7.1 | 7.1 | 6.9 | 6.8 | 6.6 | | | | | | | | |



- [] Ranking at each section and finish
- .-.- No data available at this section
- NA No data available



| | |
|--------------------------------|--------------------|
| Horse/Jockey Name | Can't Getwhatiwant |
| Final Rank | 5 |
| Fastest Section Time (Section) | 0:08.75 (Overall) |
| Top Speed [km/h] (Section) | 69.5 (1000m) |
| Race State | Finished |



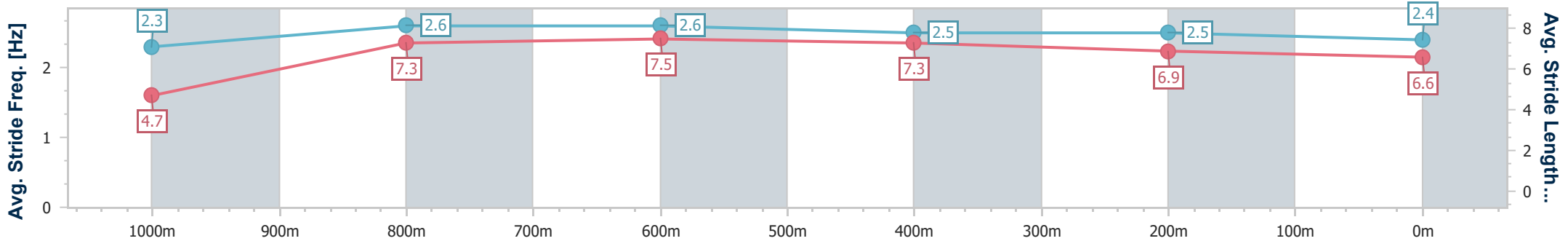
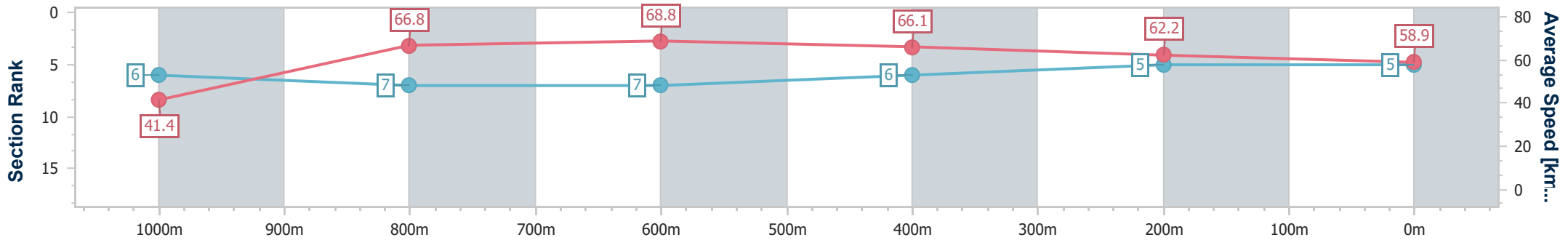
Ipswich QLD Professional
 Race 6: GREAT NORTHERN BENCHMARK 68 Handicap - 1100m



11 December 2024 - 16:33

Track Rating: Heavy 9, Weather: Overcast, Rail Position: +8m Entire

| Section | Overall | 1000m | 800m | 600m | 400m | 200m | | | | | | | | |
|------------------------|--------------------------|--------------------------|--------------------------|--------------------------|--------------------------|--------------------------|--|--|--|--|--|--|--|--|
| Section Times | 1:04.63 [5] (0:08.75) | 0:55.88 [6] (0:10.76) | 0:45.12 [7] (0:10.43) | 0:34.69 [7] (0:10.87) | 0:23.82 [6] (0:11.60) | 0:12.22 [5] (0:12.22) | | | | | | | | |
| Average Speed [km/h] | 41.4 | 66.8 | 68.8 | 66.1 | 62.2 | 58.9 | | | | | | | | |
| Top Speed [km/h] | 62.0 | 69.5 | 69.3 | 68.1 | 63.2 | 60.6 | | | | | | | | |
| Avg. Dist. to Rail [m] | 5.8 | 0.5 | 1.0 | 0.7 | 1.3 | 2.6 | | | | | | | | |
| Avg. Stride Freq. [Hz] | 2.3 | 2.6 | 2.6 | 2.5 | 2.5 | 2.4 | | | | | | | | |
| Avg. Stride Length [m] | 4.7 | 7.3 | 7.5 | 7.3 | 6.9 | 6.6 | | | | | | | | |



- [] Ranking at each section and finish
- .-.- No data available at this section
- NA No data available



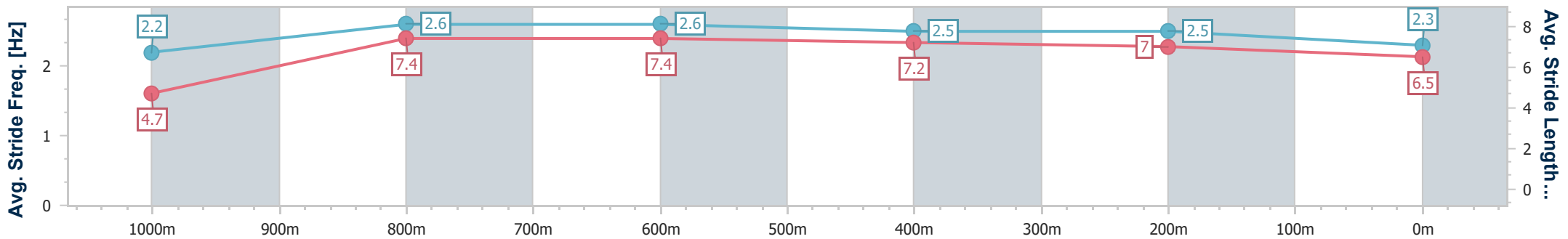
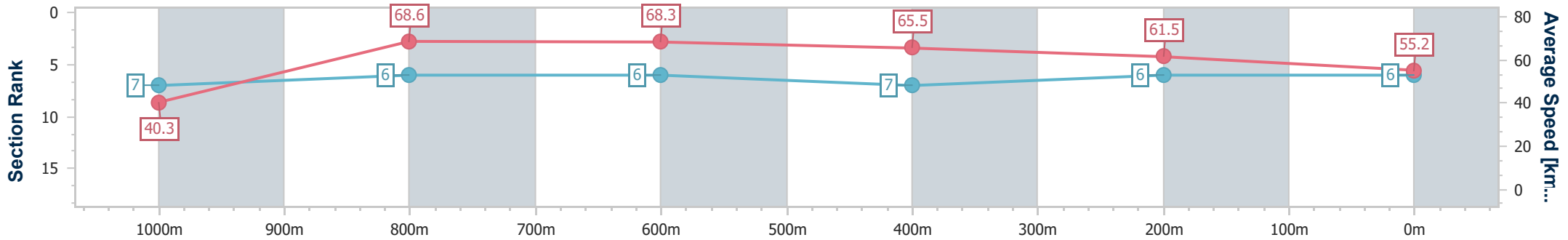
| | |
|--------------------------------|-------------------|
| Horse/Jockey Name | Island Magic |
| Final Rank | 6 |
| Fastest Section Time (Section) | 0:08.93 (Overall) |
| Top Speed [km/h] (Section) | 69.6 (1000m) |
| Race State | Finished |



Ipswich QLD Professional
 Race 6: GREAT NORTHERN BENCHMARK 68 Handicap - 1100m
 11 December 2024 - 16:33
 Track Rating: Heavy 9, Weather: Overcast, Rail Position: +8m Entire



| Section | Overall | 1000m | 800m | 600m | 400m | 200m |
|------------------------|--------------------------|--------------------------|--------------------------|--------------------------|--------------------------|--------------------------|
| Section Times | 1:05.58 [6] (0:08.93) | 0:56.65 [7] (0:10.51) | 0:46.14 [6] (0:10.46) | 0:35.68 [6] (0:10.96) | 0:24.72 [7] (0:11.70) | 0:13.02 [6] (0:13.02) |
| Average Speed [km/h] | 40.3 | 68.6 | 68.3 | 65.5 | 61.5 | 55.2 |
| Top Speed [km/h] | 64.0 | 69.6 | 69.6 | 67.0 | 63.4 | 59.1 |
| Avg. Dist. to Rail [m] | 5.3 | 0.4 | 1.2 | 1.3 | 0.6 | 1.1 |
| Avg. Stride Freq. [Hz] | 2.2 | 2.6 | 2.6 | 2.5 | 2.5 | 2.3 |
| Avg. Stride Length [m] | 4.7 | 7.4 | 7.4 | 7.2 | 7.0 | 6.5 |



- [] Ranking at each section and finish
- .-.- No data available at this section
- NA No data available



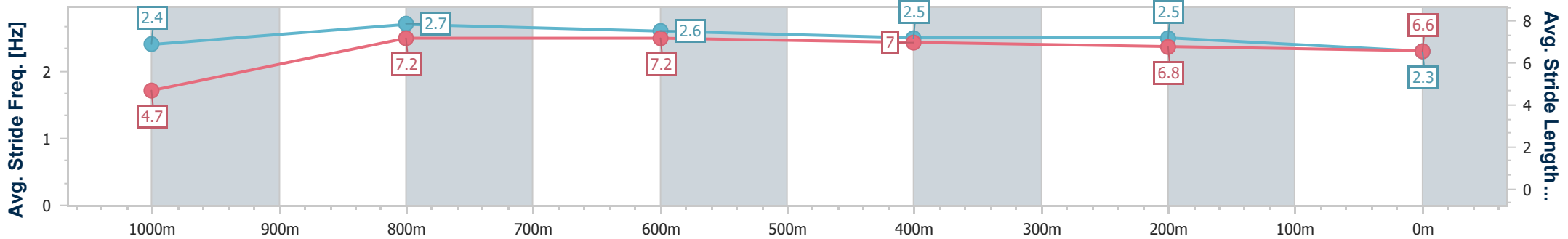
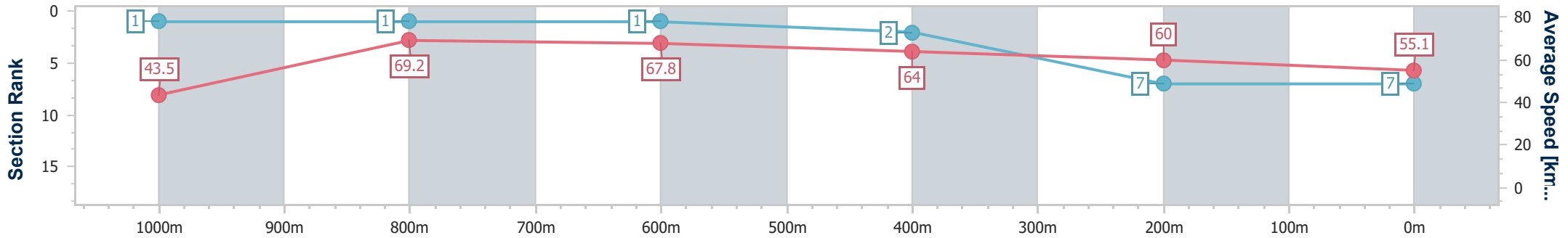
| | |
|--------------------------------|-------------------|
| Horse/Jockey Name | Top Bird |
| Final Rank | 7 |
| Fastest Section Time (Section) | 0:08.35 (Overall) |
| Top Speed [km/h] (Section) | 70.7 (1000m) |
| Race State | Finished |



Ipswich QLD Professional
 Race 6: GREAT NORTHERN BENCHMARK 68 Handicap - 1100m
 11 December 2024 - 16:33
 Track Rating: Heavy 9, Weather: Overcast, Rail Position: +8m Entire



| Section | Overall | 1000m | 800m | 600m | 400m | 200m | | | | | | | | |
|------------------------|--------------------------|--------------------------|--------------------------|--------------------------|--------------------------|--------------------------|--|--|--|--|--|--|--|--|
| Section Times | 1:05.65 [7] (0:08.35) | 0:57.30 [1] (0:10.41) | 0:46.89 [1] (0:10.63) | 0:36.26 [1] (0:11.19) | 0:25.07 [2] (0:12.01) | 0:13.06 [7] (0:13.06) | | | | | | | | |
| Average Speed [km/h] | 43.5 | 69.2 | 67.8 | 64.0 | 60.0 | 55.1 | | | | | | | | |
| Top Speed [km/h] | 65.0 | 70.7 | 69.6 | 65.4 | 62.3 | 58.9 | | | | | | | | |
| Avg. Dist. to Rail [m] | 8.0 | 1.4 | 0.2 | 0.5 | 0.7 | 2.4 | | | | | | | | |
| Avg. Stride Freq. [Hz] | 2.4 | 2.7 | 2.6 | 2.5 | 2.5 | 2.3 | | | | | | | | |
| Avg. Stride Length [m] | 4.7 | 7.2 | 7.2 | 7.0 | 6.8 | 6.6 | | | | | | | | |



- [] Ranking at each section and finish
- .-.- No data available at this section
- NA No data available