



# Sunshine Coast QLD Professional

## Race 3: ACCESS INSULATION SUNSHINE COAST Maiden Handicap - 1000m

13 December 2024 - 19:10



Track Rating: Soft 6, Weather: Overcast, Rail Position: +9m Entire

Section											Last 600m		
Field Times		Overall	800m	600m	400m	200m						0:34.31	
		0:58.21 (0:13.22)	0:44.99 (0:10.68)	0:34.31 (0:10.95)	0:23.36 (0:11.31)	0:12.05 (0:12.05)							
Rank	TAB	Horse/Jockey	Barrier	Top Speed [km/h]	Fastest Section	Overall	800m	600m	400m	200m	Margin	Last 600m	Distance Travelled [m]
1	1	<b>STREAK OF WINNING</b> Kyle Wilson-Taylor	10	69.3 800m	0:10.78 800m	0:58.21 [1] (0:13.30)	0:44.91 [2] (0:10.78)	0:34.13 [3] (0:11.05)	0:23.08 [3] (0:11.03)	0:12.05 [1] (0:12.05)	0:58.21	0:34.13	
2	2	<b>DIBBA DOBBA</b> Brodie Moffat	11	67.9 800m	0:10.81 800m	0:58.51 [2] (0:13.49)	0:45.02 [4] (0:10.81)	0:34.21 [5] (0:11.10)	0:23.11 [4] (0:11.07)	0:12.04 [4] (0:12.04)	1.5L	0:34.21	+1
3	8	<b>ENUFF PILLS</b> Mark Du Plessis	2	68.9 Overall	0:10.58 800m	0:58.52 [3] (0:13.32)	0:45.20 [3] (0:10.58)	0:34.62 [1] (0:10.95)	0:23.67 [1] (0:11.35)	0:12.32 [2] (0:12.32)	1.6L	0:34.62	-2
4	3	<b>VESPER LYND</b> Michael Rodd	9	69.2 800m	0:10.72 800m	0:58.58 [4] (0:13.22)	0:45.36 [1] (0:10.72)	0:34.64 [2] (0:11.13)	0:23.51 [2] (0:11.14)	0:12.37 [3] (0:12.37)	1.9L	0:34.64	+2
5	5	<b>MIDNIGHT MADNESS</b> Robbie Dolan	5	67.4 800m	0:10.92 800m	0:58.85 [5] (0:13.71)	0:45.14 [8] (0:10.92)	0:34.22 [8] (0:11.13)	0:23.09 [8] (0:10.95)	0:12.14 [6] (0:12.14)	3.4L	0:34.22	+1
6	7	<b>MODISTE</b> Cejay Graham	7	68.4 800m	0:10.74 800m	0:58.91 [6] (0:13.52)	0:45.39 [5] (0:10.74)	0:34.65 [4] (0:11.19)	0:23.46 [5] (0:11.17)	0:12.29 [5] (0:12.29)	3.6L	0:34.65	-2
7	4	<b>LATE NIGHT TALKING</b> Jace McMurray	12	67.5 800m	0:10.91 800m	0:59.29 [7] (0:13.67)	0:45.62 [7] (0:10.91)	0:34.71 [7] (0:11.18)	0:23.53 [7] (0:11.22)	0:12.31 [7] (0:12.31)	5.9L	0:34.71	+1
8	10	<b>AMAHLE</b> Luke Tarrant	3	67.8 800m	0:10.74 800m	0:59.78 [8] (0:13.62)	0:46.16 [6] (0:10.74)	0:35.42 [6] (0:11.31)	0:24.11 [6] (0:11.53)	0:12.58 [8] (0:12.58)	8.7L	0:35.42	-1
9	12	<b>RUBOS</b> Minonette Kennedy	6	66.5 800m	0:11.26 800m	0:59.84 [9] (0:13.98)	0:45.86 [11] (0:11.26)	0:34.60 [12] (0:11.27)	0:23.33 [12] (0:11.37)	0:11.96 [11] (0:11.96)	8.9L	0:34.60	+0
10	9	<b>DANE ROAD</b> Dale Smith	4	66.3 800m	0:11.03 800m	0:59.91 [10] (0:13.86)	0:46.05 [9] (0:11.03)	0:35.02 [9] (0:11.13)	0:23.89 [9] (0:11.33)	0:12.56 [9] (0:12.56)	9.2L	0:35.02	-1

[ ] Ranking at each section and finish  
 -:-:- No data available at this section  
 NA No data available

SCN Saddle cloth number  
 DNF Did not finish  
 DNT Did not track



**Sunshine Coast QLD Professional**  
**Race 3: ACCESS INSULATION SUNSHINE COAST Maiden Handicap - 1000m**  
**13 December 2024 - 19:10**



Track Rating: Soft 6, Weather: Overcast, Rail Position: +9m Entire

Section		Overall	800m	600m	400m	200m	Last 600m					
Field Times		0:58.21 (0:13.22)	0:44.99 (0:10.68)	0:34.31 (0:10.95)	0:23.36 (0:11.31)	0:12.05 (0:12.05)	0:34.31					
Rank	TAB Horse/Jockey	Barrier	Top Speed [km/h]	Fastest Section	Margin					Distance Travelled [m]		
11	11 LUCIFER THE CAT Georgina Cartwright	8	66.0 800m	0:11.06 800m	1:00.04 [11] (0:13.93)	0:46.11 [10] (0:11.06)	0:35.05 [10] (0:11.49)	0:23.56 [11] (0:11.48)	0:12.08 [12] (0:12.08)	9.7L	0:35.05	-2
12	6 FRODASH Damien Boutet	1	66.5 800m	0:10.99 800m	1:00.11 [12] (0:14.14)	0:45.97 [12] (0:10.99)	0:34.98 [11] (0:11.13)	0:23.85 [10] (0:11.41)	0:12.44 [10] (0:12.44)	10L	0:34.98	-2

[ ] Ranking at each section and finish  
 -:-:-:- No data available at this section  
 NA No data available

SCN Saddle cloth number  
 DNF Did not finish  
 DNT Did not track



Horse/Jockey Name	Streak Of Winning
Final Rank	1
Fastest Section Time (Section)	0:10.78 (800m)
Top Speed [km/h] (Section)	69.3 (800m)
Race State	Finished



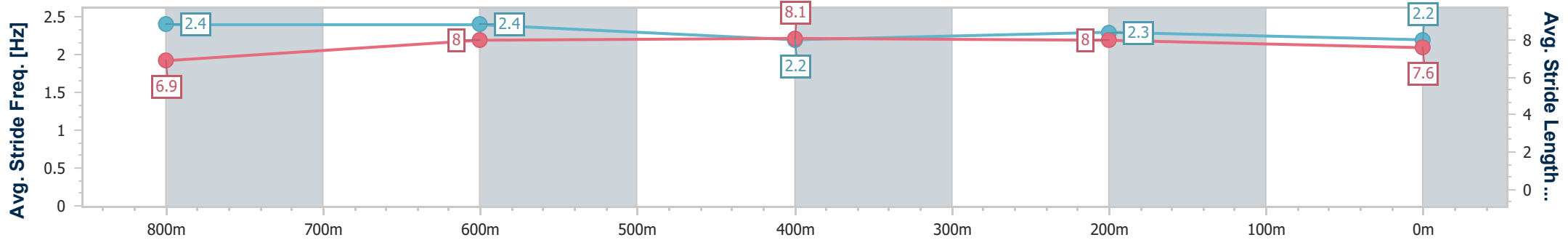
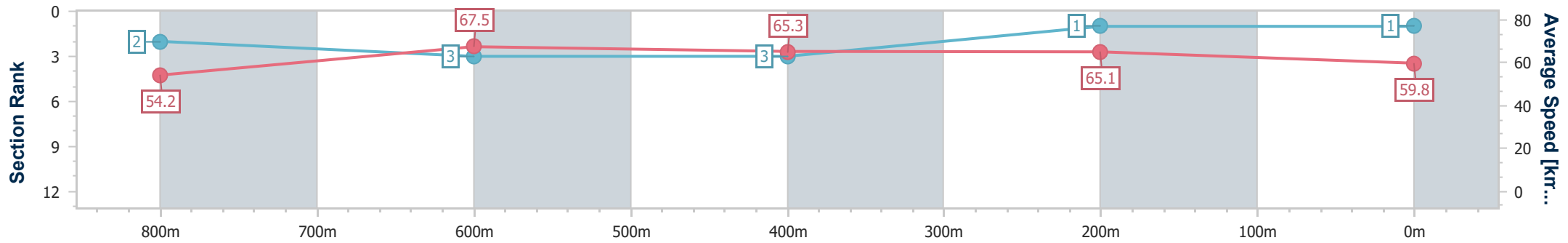
Sunshine Coast QLD Professional  
Race 3: ACCESS INSULATION SUNSHINE COAST Maiden Handicap - 1000m



13 December 2024 - 19:10

Track Rating: Soft 6, Weather: Overcast, Rail Position: +9m Entire

Section	Overall	800m	600m	400m	200m
Section Times	0:58.21 [1] (0:13.30)	0:44.91 [2] (0:10.78)	0:34.13 [3] (0:11.05)	0:23.08 [3] (0:11.03)	0:12.05 [1] (0:12.05)
Average Speed [km/h]	54.2	67.5	65.3	65.1	59.8
Top Speed [km/h]	68.7	69.3	65.3	66.1	63.6
Avg. Dist. to Rail [m]	8.6	3.7	0.6	1.0	1.6
Avg. Stride Freq. [Hz]	2.4	2.4	2.2	2.3	2.2
Avg. Stride Length [m]	6.9	8.0	8.1	8.0	7.6



- [ ] Ranking at each section and finish
- .-.- No data available at this section
- NA No data available



Horse/Jockey Name	Dibba Dobba
Final Rank	2
Fastest Section Time (Section)	0:10.81 (800m)
Top Speed [km/h] (Section)	67.9 (800m)
Race State	Finished



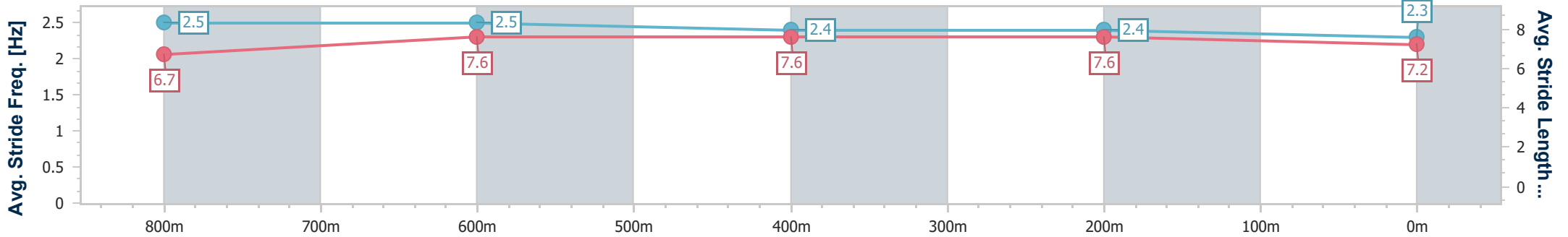
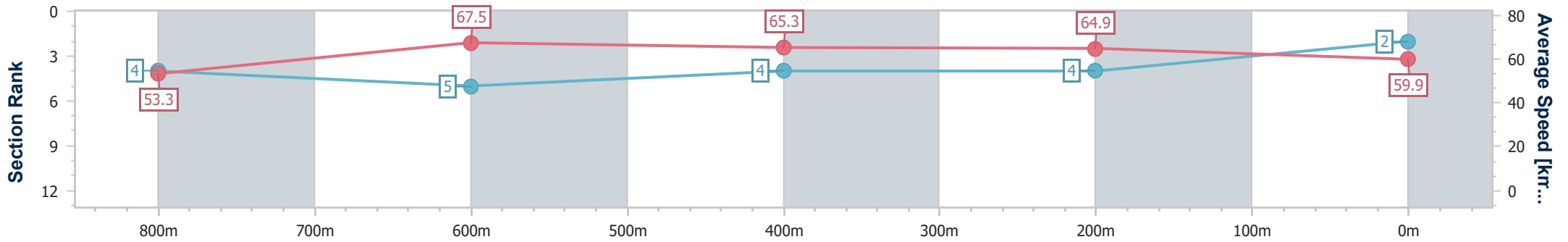
Sunshine Coast QLD Professional  
Race 3: ACCESS INSULATION SUNSHINE COAST Maiden Handicap - 1000m



13 December 2024 - 19:10

Track Rating: Soft 6, Weather: Overcast, Rail Position: +9m Entire

Section	Overall	800m	600m	400m	200m
Section Times	0:58.51 [2] (0:13.49)	0:45.02 [4] (0:10.81)	0:34.21 [5] (0:11.10)	0:23.11 [4] (0:11.07)	0:12.04 [4] (0:12.04)
Average Speed [km/h]	53.3	67.5	65.3	64.9	59.9
Top Speed [km/h]	67.4	67.9	66.3	66.7	63.3
Avg. Dist. to Rail [m]	9.3	3.1	1.5	2.4	2.0
Avg. Stride Freq. [Hz]	2.5	2.5	2.4	2.4	2.3
Avg. Stride Length [m]	6.7	7.6	7.6	7.6	7.2



- [ ] Ranking at each section and finish
- .-.- No data available at this section
- NA No data available



Horse/Jockey Name	Enuff Pills
Final Rank	3
Fastest Section Time (Section)	0:10.58 (800m)
Top Speed [km/h] (Section)	68.9 (Overall)
Race State	Finished



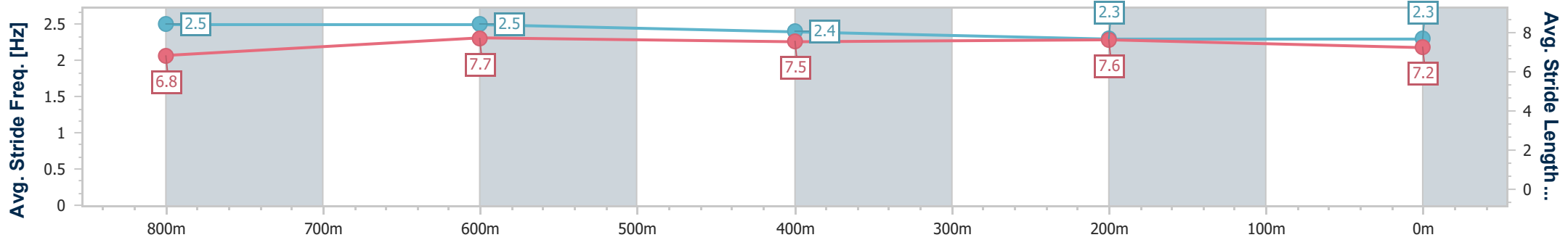
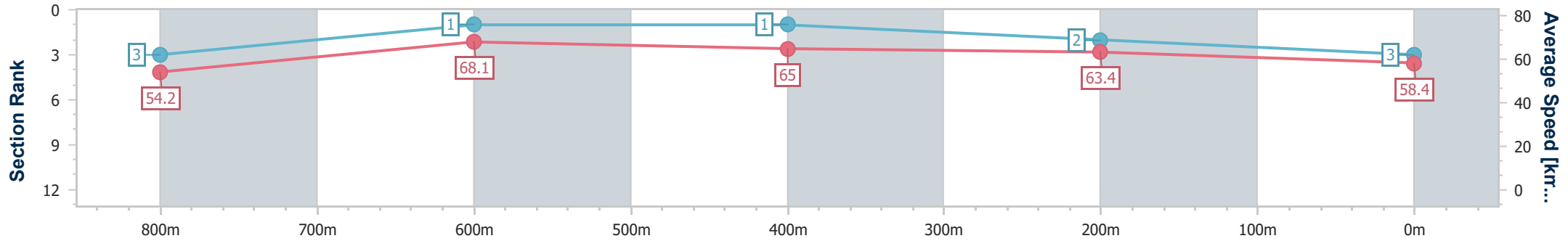
Sunshine Coast QLD Professional  
 Race 3: ACCESS INSULATION SUNSHINE COAST Maiden  
 Handicap - 1000m



13 December 2024 - 19:10

Track Rating: Soft 6, Weather: Overcast, Rail Position: +9m Entire

Section	Overall	800m	600m	400m	200m
Section Times	0:58.52 [3] (0:13.32)	0:45.20 [3] (0:10.58)	0:34.62 [1] (0:10.95)	0:23.67 [1] (0:11.35)	0:12.32 [2] (0:12.32)
Average Speed [km/h]	54.2	68.1	65.0	63.4	58.4
Top Speed [km/h]	68.9	68.9	68.0	64.9	61.8
Avg. Dist. to Rail [m]	1.2	0.7	1.4	0.6	0.5
Avg. Stride Freq. [Hz]	2.5	2.5	2.4	2.3	2.3
Avg. Stride Length [m]	6.8	7.7	7.5	7.6	7.2



- [ ] Ranking at each section and finish
- .-.- No data available at this section
- NA No data available



Horse/Jockey Name	Vesper Lynd
Final Rank	4
Fastest Section Time (Section)	0:10.72 (800m)
Top Speed [km/h] (Section)	69.2 (800m)
Race State	Finished



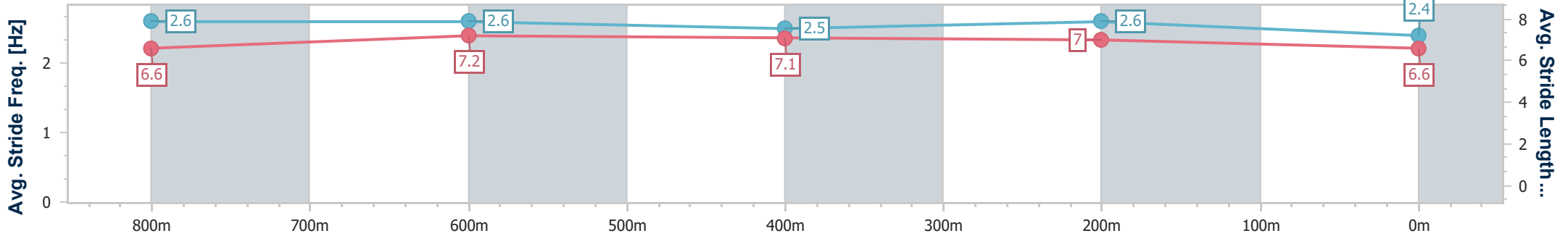
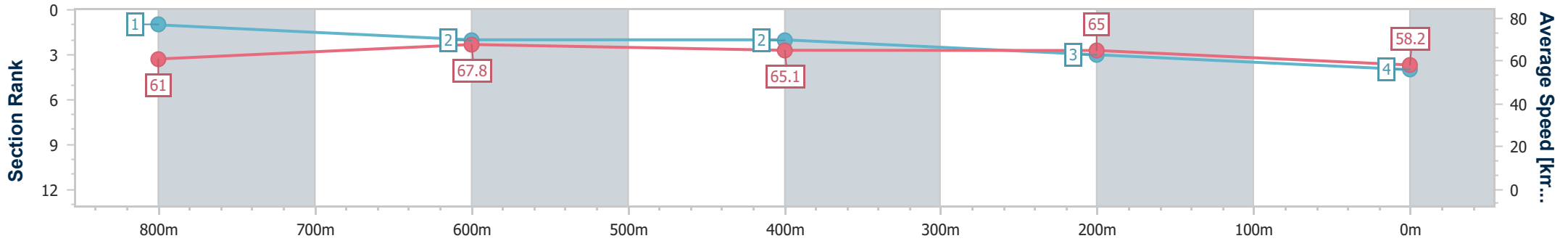
Sunshine Coast QLD Professional  
 Race 3: ACCESS INSULATION SUNSHINE COAST Maiden  
 Handicap - 1000m



13 December 2024 - 19:10

Track Rating: Soft 6, Weather: Overcast, Rail Position: +9m Entire

Section	Overall	800m	600m	400m	200m
Section Times	0:58.58 [4] (0:13.22)	0:45.36 [1] (0:10.72)	0:34.64 [2] (0:11.13)	0:23.51 [2] (0:11.14)	0:12.37 [3] (0:12.37)
Average Speed [km/h]	61.0	67.8	65.1	65.0	58.2
Top Speed [km/h]	63.7	69.2	68.4	65.9	65.4
Avg. Dist. to Rail [m]	7.3	2.8	1.4	2.7	2.3
Avg. Stride Freq. [Hz]	2.6	2.6	2.5	2.6	2.4
Avg. Stride Length [m]	6.6	7.2	7.1	7.0	6.6



- [ ] Ranking at each section and finish
- .-.- No data available at this section
- NA No data available



Horse/Jockey Name	Midnight Madness
Final Rank	5
Fastest Section Time (Section)	0:10.92 (800m)
Top Speed [km/h] (Section)	67.4 (800m)
Race State	Finished



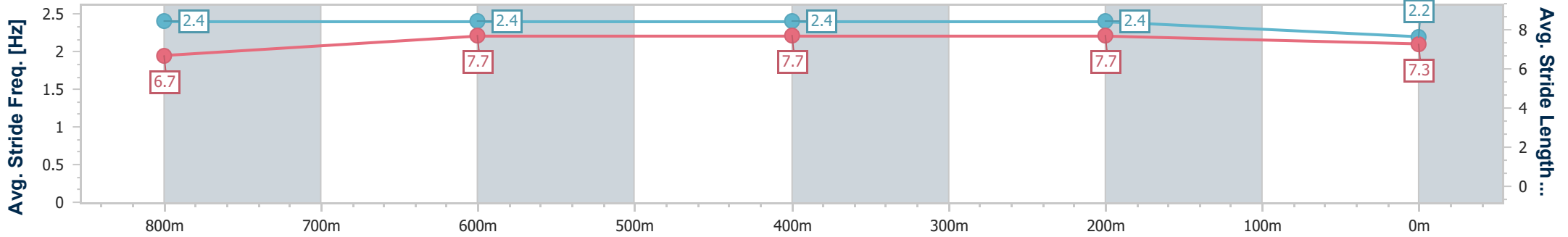
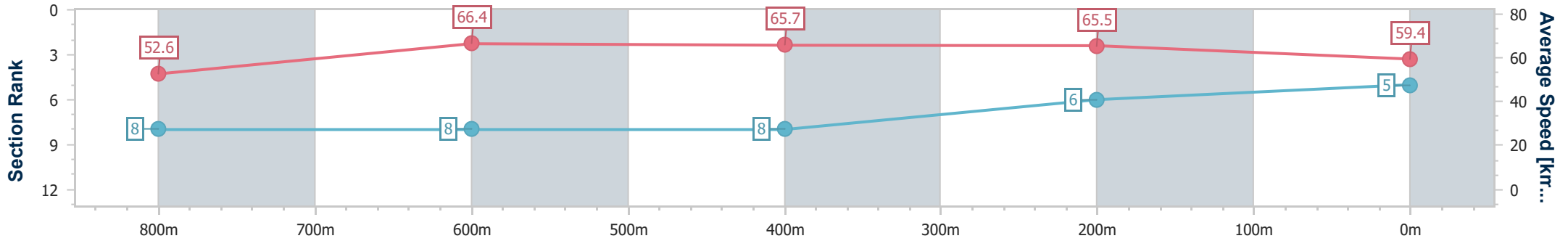
Sunshine Coast QLD Professional  
Race 3: ACCESS INSULATION SUNSHINE COAST Maiden Handicap - 1000m



13 December 2024 - 19:10

Track Rating: Soft 6, Weather: Overcast, Rail Position: +9m Entire

Section	Overall	800m	600m	400m	200m
Section Times	0:58.85 [5] (0:13.71)	0:45.14 [8] (0:10.92)	0:34.22 [8] (0:11.13)	0:23.09 [8] (0:10.95)	0:12.14 [6] (0:12.14)
Average Speed [km/h]	52.6	66.4	65.7	65.5	59.4
Top Speed [km/h]	67.2	67.4	66.8	67.0	63.6
Avg. Dist. to Rail [m]	5.0	2.6	2.3	2.0	1.8
Avg. Stride Freq. [Hz]	2.4	2.4	2.4	2.4	2.2
Avg. Stride Length [m]	6.7	7.7	7.7	7.7	7.3



- [ ] Ranking at each section and finish
- .-.- No data available at this section
- NA No data available



Horse/Jockey Name	Modiste
Final Rank	6
Fastest Section Time (Section)	0:10.74 (800m)
Top Speed [km/h] (Section)	68.4 (800m)
Race State	Finished



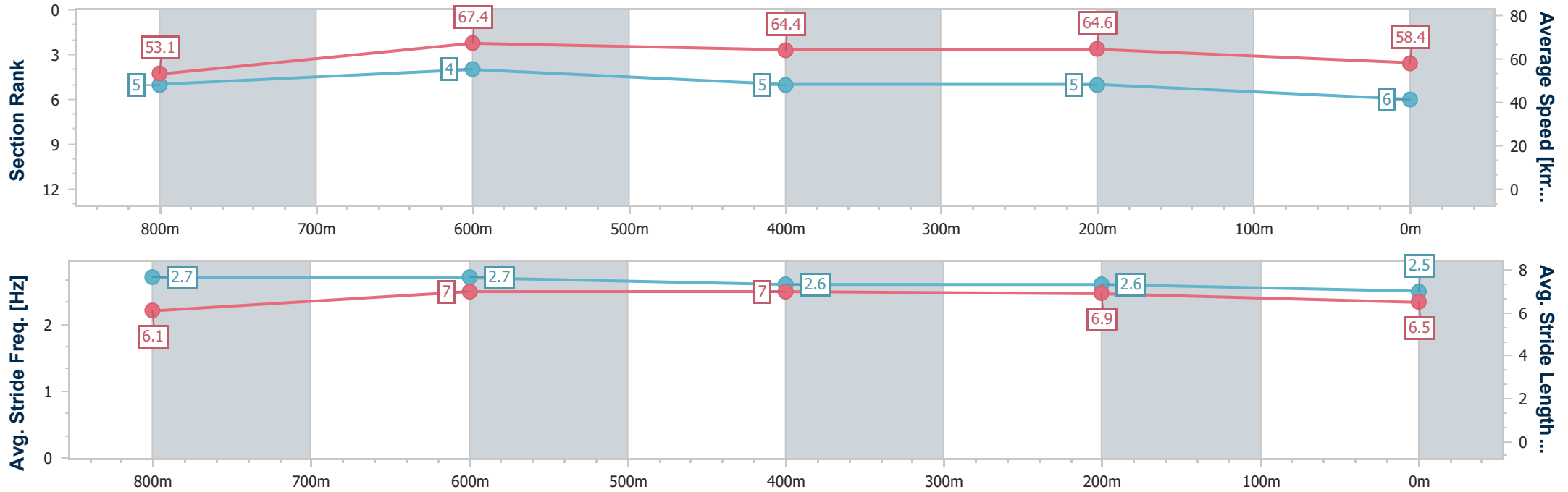
Sunshine Coast QLD Professional  
Race 3: ACCESS INSULATION SUNSHINE COAST Maiden Handicap - 1000m



13 December 2024 - 19:10

Track Rating: Soft 6, Weather: Overcast, Rail Position: +9m Entire

Section	Overall	800m	600m	400m	200m
Section Times	0:58.91 [6] (0:13.52)	0:45.39 [5] (0:10.74)	0:34.65 [4] (0:11.19)	0:23.46 [5] (0:11.17)	0:12.29 [5] (0:12.29)
Average Speed [km/h]	53.1	67.4	64.4	64.6	58.4
Top Speed [km/h]	66.7	68.4	66.9	65.3	63.1
Avg. Dist. to Rail [m]	5.6	1.7	0.4	0.5	0.6
Avg. Stride Freq. [Hz]	2.7	2.7	2.6	2.6	2.5
Avg. Stride Length [m]	6.1	7.0	7.0	6.9	6.5



- [ ] Ranking at each section and finish
- .-.- No data available at this section
- NA No data available





Horse/Jockey Name	Late Night Talking
Final Rank	7
Fastest Section Time (Section)	0:10.91 (800m)
Top Speed [km/h] (Section)	67.5 (800m)
Race State	Finished



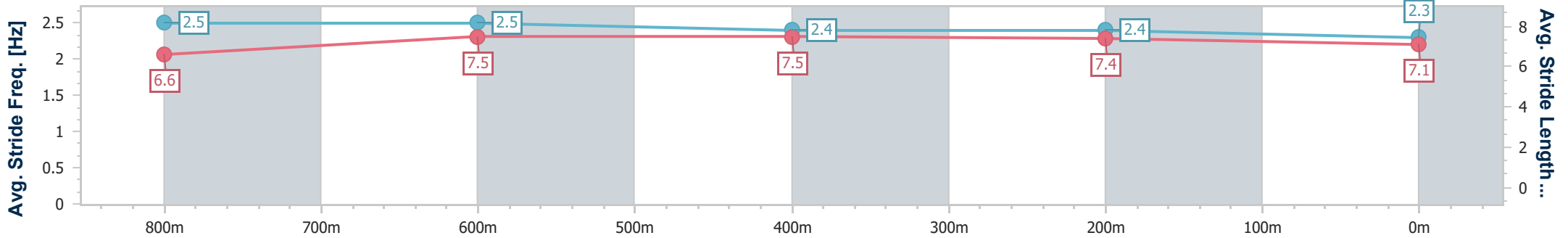
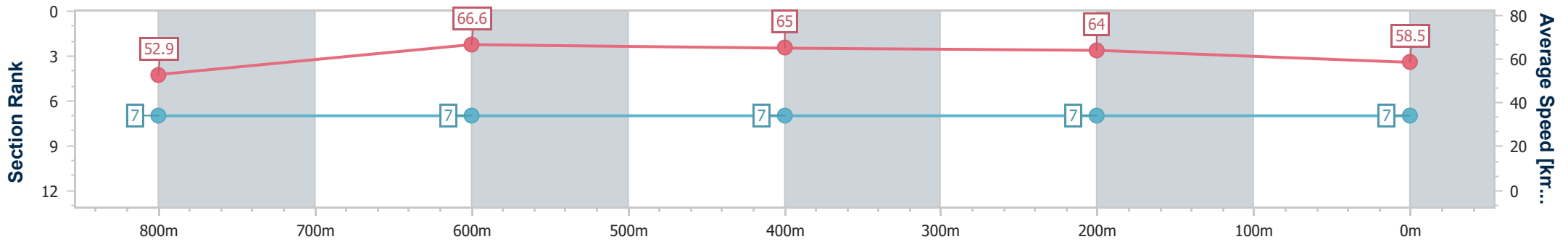
Sunshine Coast QLD Professional  
 Race 3: ACCESS INSULATION SUNSHINE COAST Maiden  
 Handicap - 1000m



13 December 2024 - 19:10

Track Rating: Soft 6, Weather: Overcast, Rail Position: +9m Entire

Section	Overall	800m	600m	400m	200m
Section Times	0:59.29 [7] (0:13.67)	0:45.62 [7] (0:10.91)	0:34.71 [7] (0:11.18)	0:23.53 [7] (0:11.22)	0:12.31 [7] (0:12.31)
Average Speed [km/h]	52.9	66.6	65.0	64.0	58.5
Top Speed [km/h]	66.5	67.5	66.7	65.0	62.6
Avg. Dist. to Rail [m]	10.8	3.4	1.4	2.2	2.9
Avg. Stride Freq. [Hz]	2.5	2.5	2.4	2.4	2.3
Avg. Stride Length [m]	6.6	7.5	7.5	7.4	7.1



- [ ] Ranking at each section and finish
- .-.- No data available at this section
- NA No data available



Horse/Jockey Name	Amahle
Final Rank	8
Fastest Section Time (Section)	0:10.74 (800m)
Top Speed [km/h] (Section)	67.8 (800m)
Race State	Finished



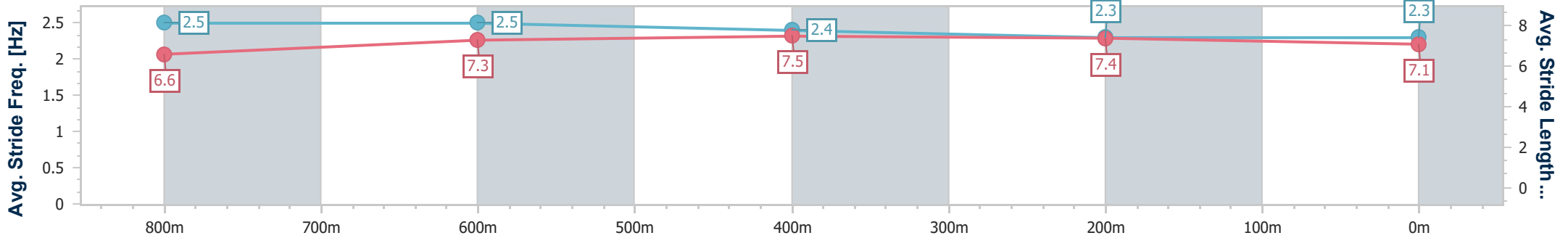
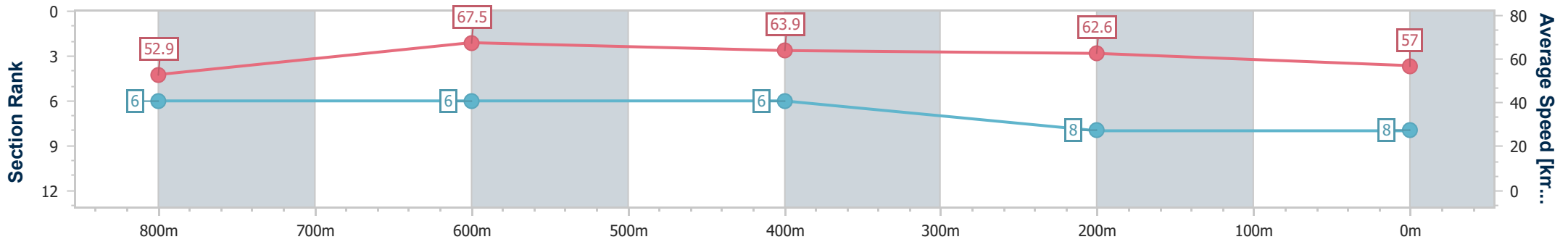
Sunshine Coast QLD Professional  
Race 3: ACCESS INSULATION SUNSHINE COAST Maiden Handicap - 1000m



13 December 2024 - 19:10

Track Rating: Soft 6, Weather: Overcast, Rail Position: +9m Entire

Section	Overall	800m	600m	400m	200m
Section Times	0:59.78 [8] (0:13.62)	0:46.16 [6] (0:10.74)	0:35.42 [6] (0:11.31)	0:24.11 [6] (0:11.53)	0:12.58 [8] (0:12.58)
Average Speed [km/h]	52.9	67.5	63.9	62.6	57.0
Top Speed [km/h]	67.7	67.8	65.6	64.8	60.8
Avg. Dist. to Rail [m]	2.7	1.2	0.9	0.9	1.3
Avg. Stride Freq. [Hz]	2.5	2.5	2.4	2.3	2.3
Avg. Stride Length [m]	6.6	7.3	7.5	7.4	7.1



- [ ] Ranking at each section and finish
- .-.- No data available at this section
- NA No data available



Horse/Jockey Name	Rubos
Final Rank	9
Fastest Section Time (Section)	0:11.26 (800m)
Top Speed [km/h] (Section)	66.5 (800m)
Race State	Finished



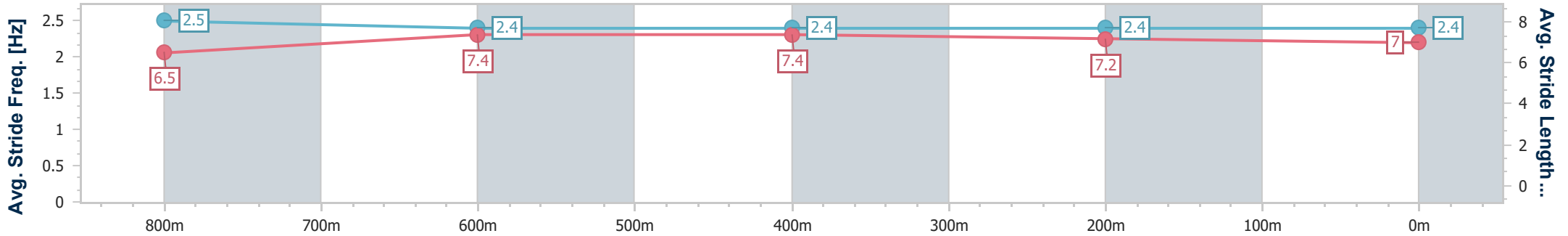
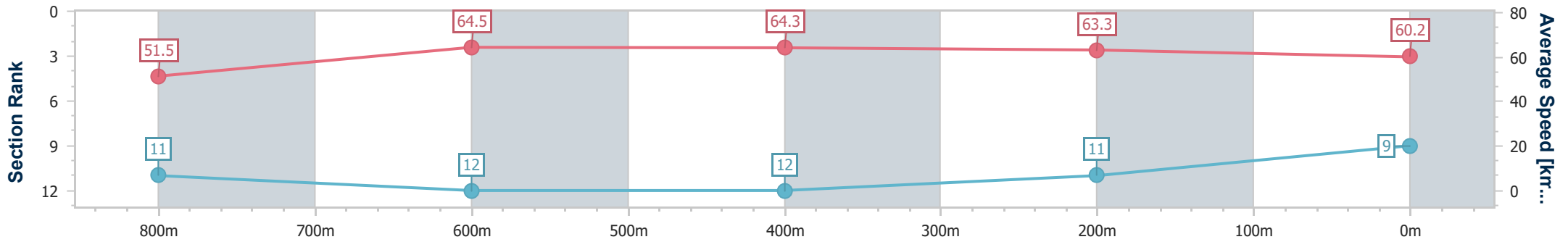
Sunshine Coast QLD Professional  
Race 3: ACCESS INSULATION SUNSHINE COAST Maiden Handicap - 1000m



13 December 2024 - 19:10

Track Rating: Soft 6, Weather: Overcast, Rail Position: +9m Entire

Section	Overall	800m	600m	400m	200m
Section Times	0:59.84 [9] (0:13.98)	0:45.86 [11] (0:11.26)	0:34.60 [12] (0:11.27)	0:23.33 [12] (0:11.37)	0:11.96 [11] (0:11.96)
Average Speed [km/h]	51.5	64.5	64.3	63.3	60.2
Top Speed [km/h]	64.0	66.5	65.5	64.4	63.5
Avg. Dist. to Rail [m]	6.5	3.3	0.9	2.6	3.9
Avg. Stride Freq. [Hz]	2.5	2.4	2.4	2.4	2.4
Avg. Stride Length [m]	6.5	7.4	7.4	7.2	7.0



- [ ] Ranking at each section and finish
- .-.- No data available at this section
- NA No data available



Horse/Jockey Name	Dane Road
Final Rank	10
Fastest Section Time (Section)	0:11.03 (800m)
Top Speed [km/h] (Section)	66.3 (800m)
Race State	Finished



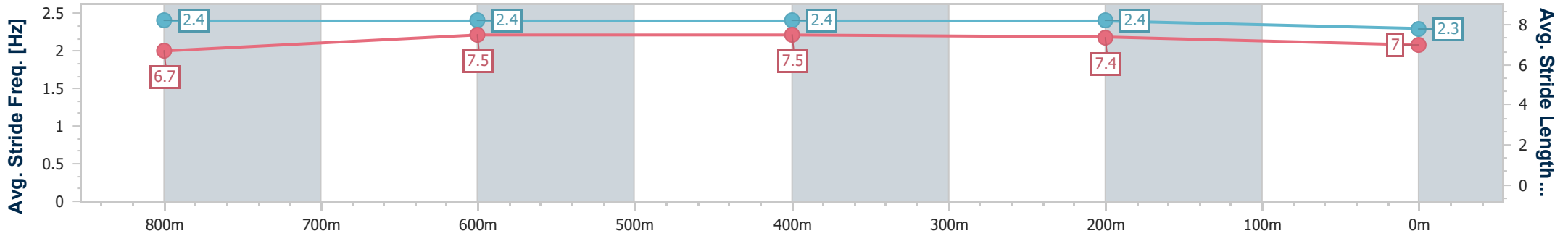
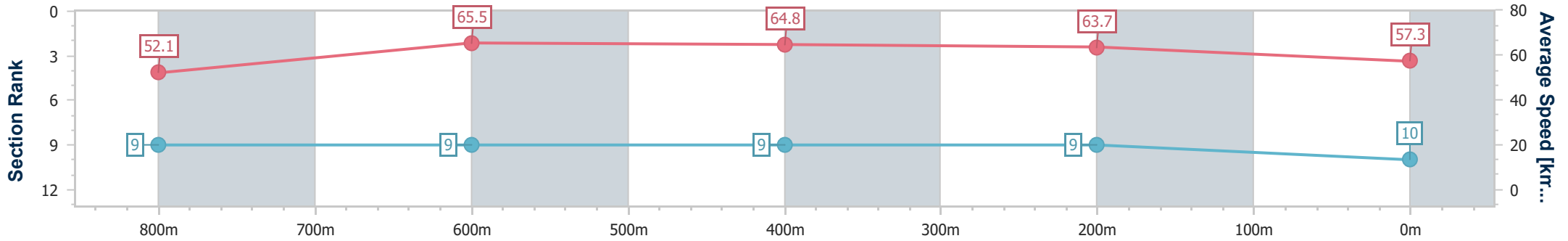
Sunshine Coast QLD Professional  
Race 3: ACCESS INSULATION SUNSHINE COAST Maiden Handicap - 1000m



13 December 2024 - 19:10

Track Rating: Soft 6, Weather: Overcast, Rail Position: +9m Entire

Section	Overall	800m	600m	400m	200m
Section Times	0:59.91 [10] (0:13.86)	0:46.05 [9] (0:11.03)	0:35.02 [9] (0:11.13)	0:23.89 [9] (0:11.33)	0:12.56 [9] (0:12.56)
Average Speed [km/h]	52.1	65.5	64.8	63.7	57.3
Top Speed [km/h]	65.1	66.3	65.8	65.5	60.7
Avg. Dist. to Rail [m]	3.6	1.4	0.5	1.5	2.5
Avg. Stride Freq. [Hz]	2.4	2.4	2.4	2.4	2.3
Avg. Stride Length [m]	6.7	7.5	7.5	7.4	7.0



- [ ] Ranking at each section and finish
- .-.- No data available at this section
- NA No data available



Horse/Jockey Name	Lucifer The Cat
Final Rank	11
Fastest Section Time (Section)	0:11.06 (800m)
Top Speed [km/h] (Section)	66.0 (800m)
Race State	Finished



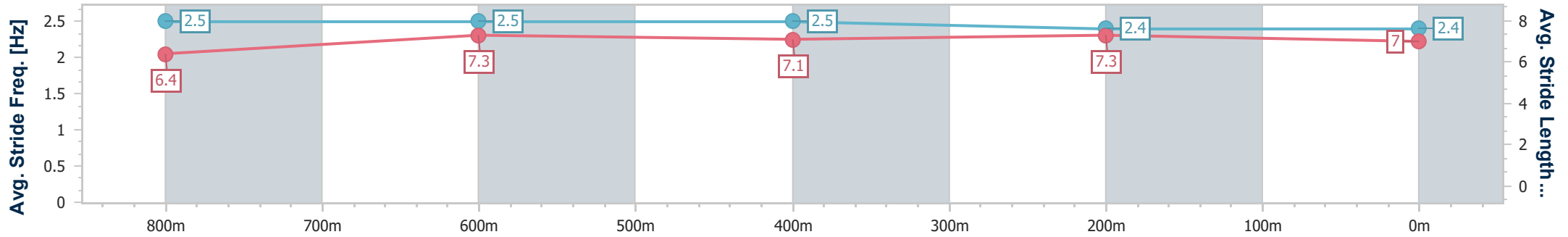
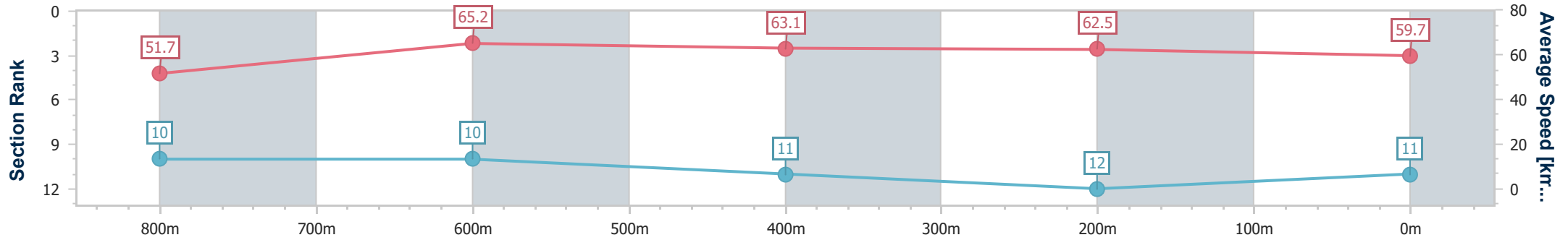
Sunshine Coast QLD Professional  
Race 3: ACCESS INSULATION SUNSHINE COAST Maiden Handicap - 1000m



13 December 2024 - 19:10

Track Rating: Soft 6, Weather: Overcast, Rail Position: +9m Entire

Section	Overall	800m	600m	400m	200m
Section Times	1:00.04 [11] (0:13.93)	0:46.11 [10] (0:11.06)	0:35.05 [10] (0:11.49)	0:23.56 [11] (0:11.48)	0:12.08 [12] (0:12.08)
Average Speed [km/h]	51.7	65.2	63.1	62.5	59.7
Top Speed [km/h]	66.0	66.0	65.4	63.4	62.4
Avg. Dist. to Rail [m]	6.2	1.9	0.8	0.8	0.5
Avg. Stride Freq. [Hz]	2.5	2.5	2.5	2.4	2.4
Avg. Stride Length [m]	6.4	7.3	7.1	7.3	7.0



- [ ] Ranking at each section and finish
- .-.- No data available at this section
- NA No data available



Horse/Jockey Name	Frodash
Final Rank	12
Fastest Section Time (Section)	0:10.99 (800m)
Top Speed [km/h] (Section)	66.5 (800m)
Race State	Finished



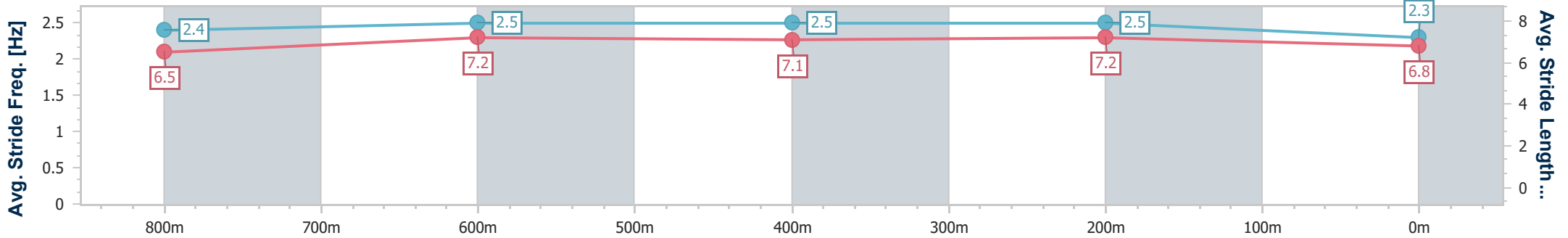
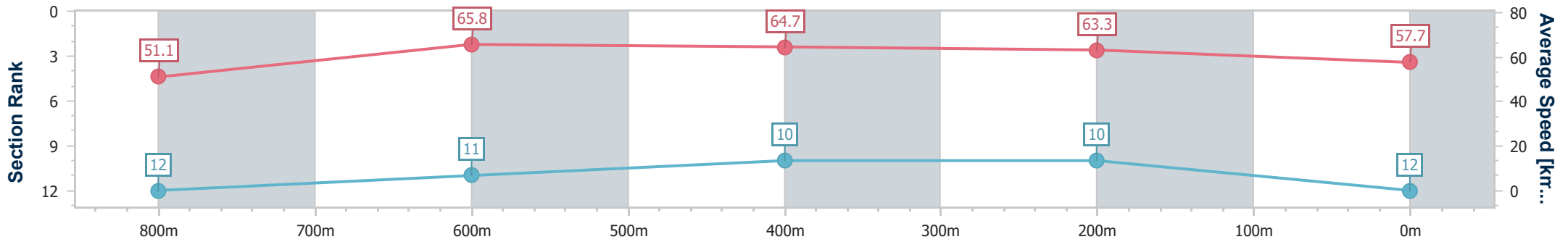
Sunshine Coast QLD Professional  
Race 3: ACCESS INSULATION SUNSHINE COAST Maiden Handicap - 1000m



13 December 2024 - 19:10

Track Rating: Soft 6, Weather: Overcast, Rail Position: +9m Entire

Section	Overall	800m	600m	400m	200m
Section Times	1:00.11 [12] (0:14.14)	0:45.97 [12] (0:10.99)	0:34.98 [11] (0:11.13)	0:23.85 [10] (0:11.41)	0:12.44 [10] (0:12.44)
Average Speed [km/h]	51.1	65.8	64.7	63.3	57.7
Top Speed [km/h]	65.8	66.5	65.6	64.5	61.0
Avg. Dist. to Rail [m]	2.0	1.5	0.4	0.2	0.2
Avg. Stride Freq. [Hz]	2.4	2.5	2.5	2.5	2.3
Avg. Stride Length [m]	6.5	7.2	7.1	7.2	6.8



- [ ] Ranking at each section and finish
- .-.- No data available at this section
- NA No data available