



Sunshine Coast QLD Professional
Race 6: ACCESS INSULATION FRASER COAST BENCHMARK 65
Handicap - 1200m
13 December 2024 - 20:38



Track Rating: Soft 6, Weather: Overcast, Rail Position: +9m Entire

Section												Last 600m		
Field Times		Overall	1000m	800m	600m	400m	200m						0:35.68	
		1:11.41 (0:13.50)	0:57.91 (0:10.98)	0:46.93 (0:11.25)	0:35.68 (0:11.66)	0:24.02 (0:11.82)	0:12.20 (0:12.20)							
Rank	TAB	Horse/Jockey	Barrier	Top Speed [km/h]	Fastest Section							Margin	Distance Travelled [m]	
1	7	LION CLASS	2	65.4	0:11.20	1:11.41 [1]	0:57.32 [7]	0:46.00 [6]	0:34.80 [6]	0:23.38 [6]	0:12.04 [2]	1:11.41	0:34.80	
		Taylor Marshall		800m	800m	(0:14.09)	(0:11.32)	(0:11.20)	(0:11.42)	(0:11.34)	(0:12.04)			
2	11	JUKEBOX GLOW	10	66.9	0:11.08	1:11.47 [2]	0:57.33 [8]	0:45.85 [8]	0:34.58 [8]	0:23.17 [9]	0:12.09 [3]	0.3L	0:34.58	+3
		Justin Huxtable		800m	400m	(0:14.14)	(0:11.48)	(0:11.27)	(0:11.41)	(0:11.08)	(0:12.09)			
3	12	BADDA BOOM BABY	9	65.6	0:11.19	1:11.66 [3]	0:57.22 [10]	0:45.74 [10]	0:34.42 [10]	0:23.22 [10]	0:12.03 [10]	1.3L	0:34.42	+2
		Cejay Graham		800m	400m	(0:14.44)	(0:11.48)	(0:11.32)	(0:11.20)	(0:11.19)	(0:12.03)			
4	4	PIVOTAL LAD	1	66.0	0:11.12	1:11.74 [4]	0:57.36 [9]	0:45.93 [9]	0:34.81 [9]	0:23.61 [7]	0:12.12 [9]	1.7L	0:34.81	-3
		Jag Guthmann-Chester		800m	800m	(0:14.38)	(0:11.43)	(0:11.12)	(0:11.20)	(0:11.49)	(0:12.12)			
5	2	BILLY'S BRO	6	66.1	0:11.15	1:11.78 [5]	0:58.17 [3]	0:46.92 [3]	0:35.77 [2]	0:24.26 [2]	0:12.57 [1]	1.9L	0:35.77	-1
		Justin Stanley		800m	800m	(0:13.61)	(0:11.25)	(0:11.15)	(0:11.51)	(0:11.69)	(0:12.57)			
6	1	HALFAHOPE	5	65.0	0:11.32	1:11.93 [6]	0:57.98 [6]	0:46.49 [7]	0:35.17 [7]	0:23.74 [8]	0:12.31 [8]	2.7L	0:35.17	+1
		Corey Sutherland		800m	800m	(0:13.95)	(0:11.49)	(0:11.32)	(0:11.43)	(0:11.43)	(0:12.31)			
7	14	LUCKY LENI	4	64.9	0:11.22	1:12.11 [7]	0:58.54 [2]	0:47.32 [2]	0:36.03 [3]	0:24.50 [3]	0:12.67 [5]	3.7L	0:36.03	-2
		Angela Jones		1000m	1000m	(0:13.57)	(0:11.22)	(0:11.29)	(0:11.53)	(0:11.83)	(0:12.67)			
8	9	WHISTLING SPIRIT	7	66.0	0:11.19	1:12.23 [8]	0:58.42 [5]	0:47.16 [4]	0:35.97 [4]	0:24.42 [5]	0:12.82 [4]	4.2L	0:35.97	+3
		Robbie Dolan		800m	800m	(0:13.81)	(0:11.26)	(0:11.19)	(0:11.55)	(0:11.60)	(0:12.82)			
9	6	LA SOEUR	3	66.1	0:11.18	1:13.05 [9]	0:59.27 [4]	0:47.97 [5]	0:36.79 [5]	0:25.24 [4]	0:13.45 [7]	9L	0:36.79	-4
		Jackson Morris		800m	800m	(0:13.78)	(0:11.30)	(0:11.18)	(0:11.55)	(0:11.79)	(0:13.45)			
10	5	BELISTIC MAN	8	68.0	0:10.98	1:13.52 [10]	1:00.02 [1]	0:49.04 [1]	0:37.79 [1]	0:26.13 [1]	0:13.93 [6]	11.8L	0:37.79	+0
		Minonette Kennedy		Overall	1000m	(0:13.50)	(0:10.98)	(0:11.25)	(0:11.66)	(0:12.20)	(0:13.93)			

Scratched: New Hampshire (#8), Banana Slide (#10), Bonded Affair (#3), Ready To Boom (#13)

[] Ranking at each section and finish
 -:-:- No data available at this section
 NA No data available
 SCN Saddle cloth number
 DNF Did not finish
 DNT Did not track



Horse/Jockey Name	Lion Class
Final Rank	1
Fastest Section Time (Section)	0:11.20 (800m)
Top Speed [km/h] (Section)	65.4 (800m)
Race State	Finished



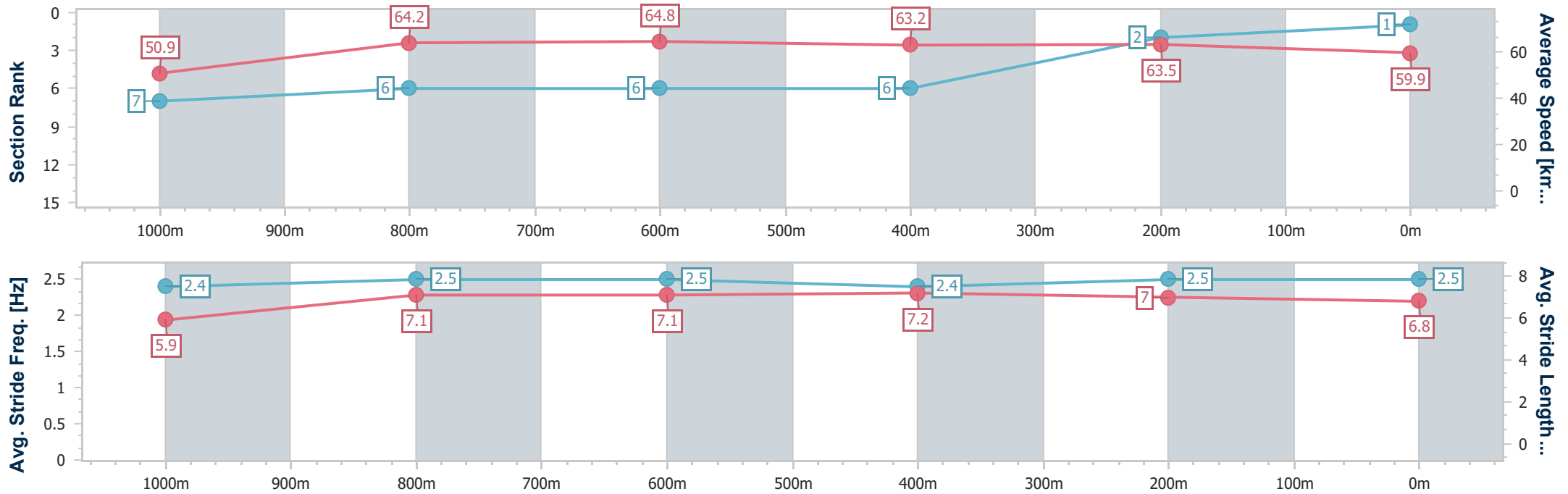
Sunshine Coast QLD Professional
 Race 6: ACCESS INSULATION FRASER COAST BENCHMARK
 65 Handicap - 1200m



13 December 2024 - 20:38

Track Rating: Soft 6, Weather: Overcast, Rail Position: +9m Entire

Section	Overall	1000m	800m	600m	400m	200m
Section Times	1:11.41 [1] (0:14.09)	0:57.32 [7] (0:11.32)	0:46.00 [6] (0:11.20)	0:34.80 [6] (0:11.42)	0:23.38 [6] (0:11.34)	0:12.04 [2] (0:12.04)
Average Speed [km/h]	50.9	64.2	64.8	63.2	63.5	59.9
Top Speed [km/h]	64.0	64.4	65.4	64.8	64.1	63.3
Avg. Dist. to Rail [m]	3.2	2.1	1.3	0.7	3.4	2.7
Avg. Stride Freq. [Hz]	2.4	2.5	2.5	2.4	2.5	2.5
Avg. Stride Length [m]	5.9	7.1	7.1	7.2	7.0	6.8



- [] Ranking at each section and finish
- .-.- No data available at this section
- NA No data available



Horse/Jockey Name	Jukebox Glow
Final Rank	2
Fastest Section Time (Section)	0:11.08 (400m)
Top Speed [km/h] (Section)	66.9 (800m)
Race State	Finished



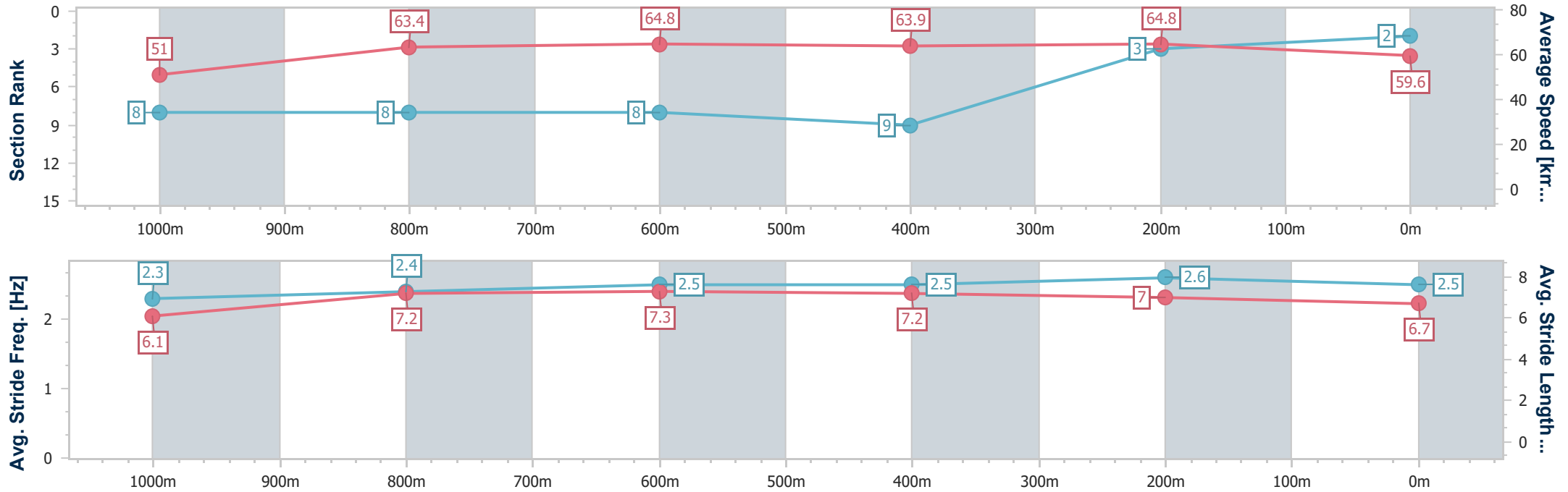
Sunshine Coast QLD Professional
 Race 6: ACCESS INSULATION FRASER COAST BENCHMARK
 65 Handicap - 1200m



13 December 2024 - 20:38

Track Rating: Soft 6, Weather: Overcast, Rail Position: +9m Entire

Section	Overall	1000m	800m	600m	400m	200m
Section Times	1:11.47 [2] (0:14.14)	0:57.33 [8] (0:11.48)	0:45.85 [8] (0:11.27)	0:34.58 [8] (0:11.41)	0:23.17 [9] (0:11.08)	0:12.09 [3] (0:12.09)
Average Speed [km/h]	51.0	63.4	64.8	63.9	64.8	59.6
Top Speed [km/h]	63.7	64.0	66.9	65.6	66.3	63.0
Avg. Dist. to Rail [m]	8.1	2.9	2.1	2.4	4.4	4.1
Avg. Stride Freq. [Hz]	2.3	2.4	2.5	2.5	2.6	2.5
Avg. Stride Length [m]	6.1	7.2	7.3	7.2	7.0	6.7



- [] Ranking at each section and finish
- .-.- No data available at this section
- NA No data available



Horse/Jockey Name	Badda Boom Baby
Final Rank	3
Fastest Section Time (Section)	0:11.19 (400m)
Top Speed [km/h] (Section)	65.6 (800m)
Race State	Finished



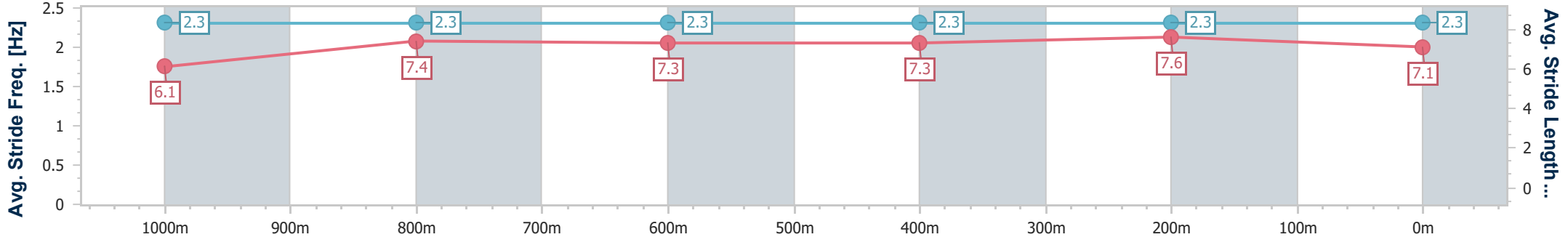
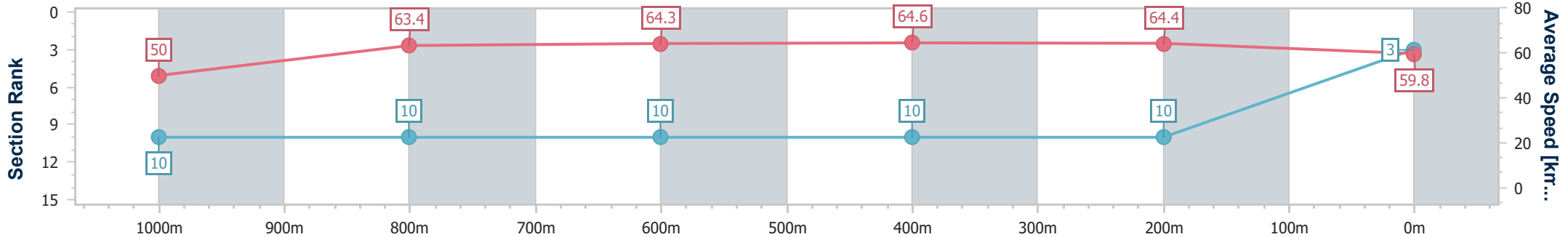
Sunshine Coast QLD Professional
 Race 6: ACCESS INSULATION FRASER COAST BENCHMARK
 65 Handicap - 1200m



13 December 2024 - 20:38

Track Rating: Soft 6, Weather: Overcast, Rail Position: +9m Entire

Section	Overall	1000m	800m	600m	400m	200m
Section Times	1:11.66 [3] (0:14.44)	0:57.22 [10] (0:11.48)	0:45.74 [10] (0:11.32)	0:34.42 [10] (0:11.20)	0:23.22 [10] (0:11.19)	0:12.03 [10] (0:12.03)
Average Speed [km/h]	50.0	63.4	64.3	64.6	64.4	59.8
Top Speed [km/h]	64.0	63.7	65.6	65.5	65.2	62.9
Avg. Dist. to Rail [m]	8.1	3.4	2.1	1.0	4.7	5.7
Avg. Stride Freq. [Hz]	2.3	2.3	2.3	2.3	2.3	2.3
Avg. Stride Length [m]	6.1	7.4	7.3	7.3	7.6	7.1



- [] Ranking at each section and finish
- .-.- No data available at this section
- NA No data available



Horse/Jockey Name	Pivotal Lad
Final Rank	4
Fastest Section Time (Section)	0:11.12 (800m)
Top Speed [km/h] (Section)	66.0 (800m)
Race State	Finished



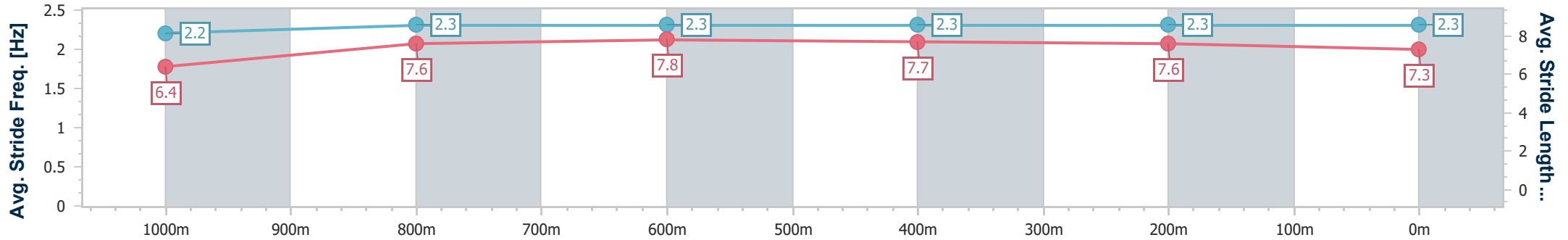
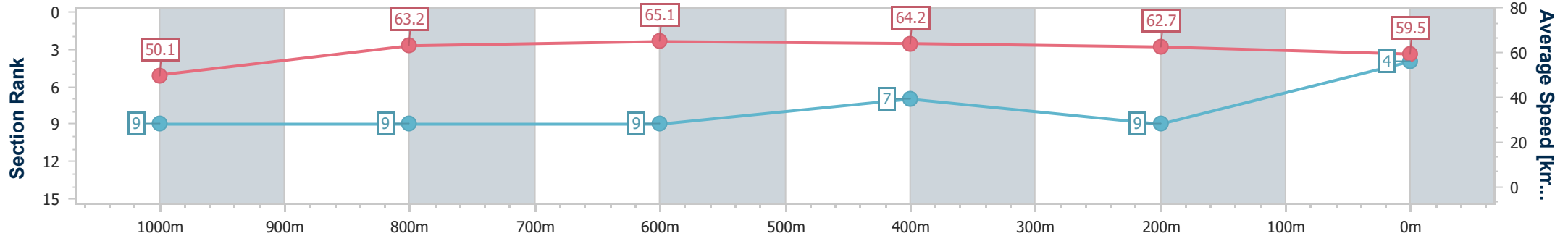
Sunshine Coast QLD Professional
 Race 6: ACCESS INSULATION FRASER COAST BENCHMARK
 65 Handicap - 1200m



13 December 2024 - 20:38

Track Rating: Soft 6, Weather: Overcast, Rail Position: +9m Entire

Section	Overall	1000m	800m	600m	400m	200m
Section Times	1:11.74 [4] (0:14.38)	0:57.36 [9] (0:11.43)	0:45.93 [9] (0:11.12)	0:34.81 [9] (0:11.20)	0:23.61 [7] (0:11.49)	0:12.12 [9] (0:12.12)
Average Speed [km/h]	50.1	63.2	65.1	64.2	62.7	59.5
Top Speed [km/h]	63.4	64.0	66.0	65.6	64.0	61.7
Avg. Dist. to Rail [m]	2.4	1.6	0.4	0.3	1.8	3.2
Avg. Stride Freq. [Hz]	2.2	2.3	2.3	2.3	2.3	2.3
Avg. Stride Length [m]	6.4	7.6	7.8	7.7	7.6	7.3



- [] Ranking at each section and finish
- .-.- No data available at this section
- NA No data available



Horse/Jockey Name	Billy's Bro
Final Rank	5
Fastest Section Time (Section)	0:11.15 (800m)
Top Speed [km/h] (Section)	66.1 (800m)
Race State	Finished



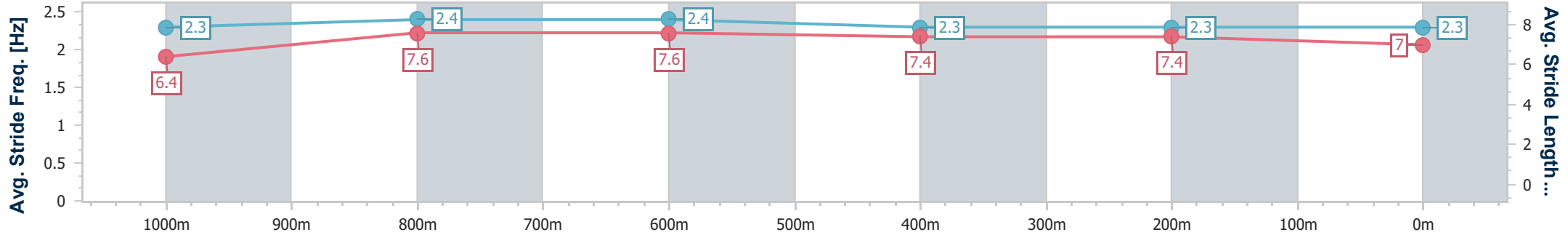
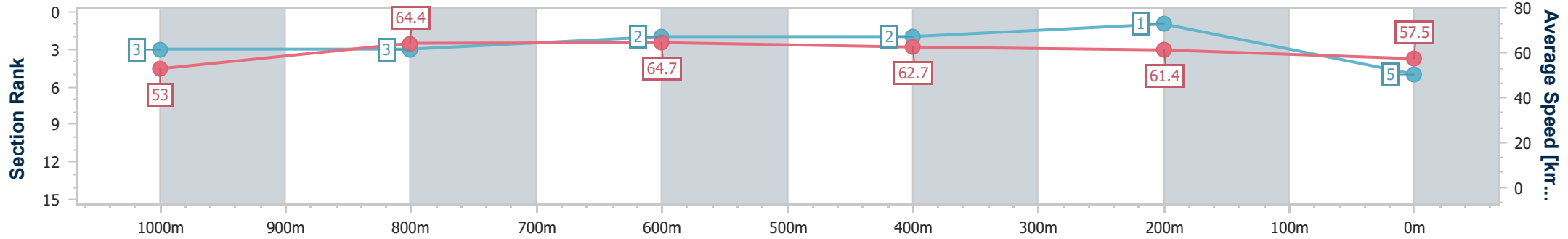
Sunshine Coast QLD Professional
 Race 6: ACCESS INSULATION FRASER COAST BENCHMARK
 65 Handicap - 1200m



13 December 2024 - 20:38

Track Rating: Soft 6, Weather: Overcast, Rail Position: +9m Entire

Section	Overall	1000m	800m	600m	400m	200m
Section Times	1:11.78 [5] (0:13.61)	0:58.17 [3] (0:11.25)	0:46.92 [3] (0:11.15)	0:35.77 [2] (0:11.51)	0:24.26 [2] (0:11.69)	0:12.57 [1] (0:12.57)
Average Speed [km/h]	53.0	64.4	64.7	62.7	61.4	57.5
Top Speed [km/h]	65.3	65.4	66.1	63.5	62.8	60.1
Avg. Dist. to Rail [m]	5.9	2.2	0.5	0.2	0.2	0.7
Avg. Stride Freq. [Hz]	2.3	2.4	2.4	2.3	2.3	2.3
Avg. Stride Length [m]	6.4	7.6	7.6	7.4	7.4	7.0



- [] Ranking at each section and finish
- .-.- No data available at this section
- NA No data available



Horse/Jockey Name	Halfahope
Final Rank	6
Fastest Section Time (Section)	0:11.32 (800m)
Top Speed [km/h] (Section)	65.0 (800m)
Race State	Finished



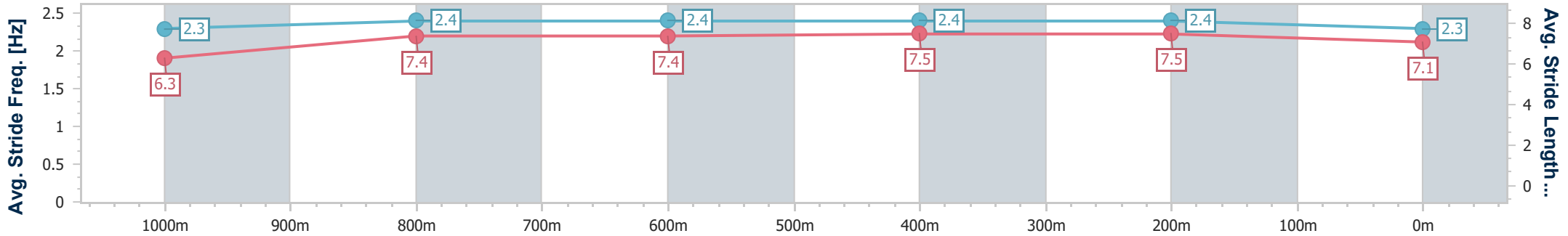
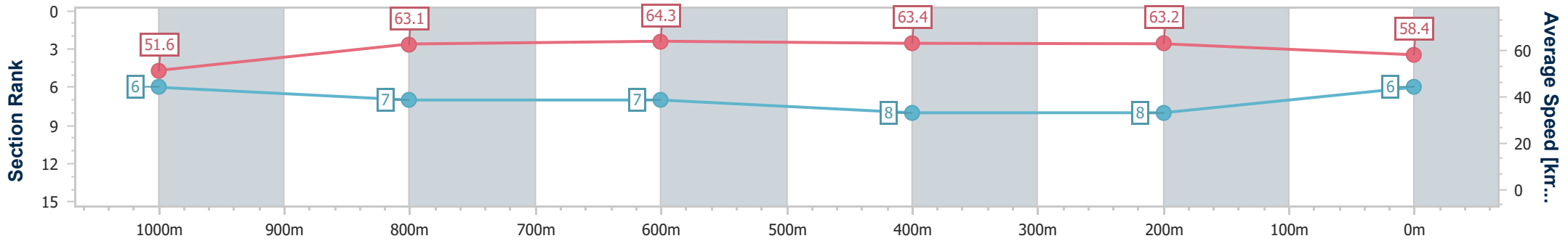
Sunshine Coast QLD Professional
 Race 6: ACCESS INSULATION FRASER COAST BENCHMARK
 65 Handicap - 1200m



13 December 2024 - 20:38

Track Rating: Soft 6, Weather: Overcast, Rail Position: +9m Entire

Section	Overall	1000m	800m	600m	400m	200m
Section Times	1:11.93 [6] (0:13.95)	0:57.98 [6] (0:11.49)	0:46.49 [7] (0:11.32)	0:35.17 [7] (0:11.43)	0:23.74 [8] (0:11.43)	0:12.31 [8] (0:12.31)
Average Speed [km/h]	51.6	63.1	64.3	63.4	63.2	58.4
Top Speed [km/h]	64.1	64.1	65.0	64.9	64.1	62.2
Avg. Dist. to Rail [m]	4.9	2.6	1.8	1.1	2.9	4.1
Avg. Stride Freq. [Hz]	2.3	2.4	2.4	2.4	2.4	2.3
Avg. Stride Length [m]	6.3	7.4	7.4	7.5	7.5	7.1



- [] Ranking at each section and finish
- .-.- No data available at this section
- NA No data available



Horse/Jockey Name	Lucky Leni
Final Rank	7
Fastest Section Time (Section)	0:11.22 (1000m)
Top Speed [km/h] (Section)	64.9 (1000m)
Race State	Finished



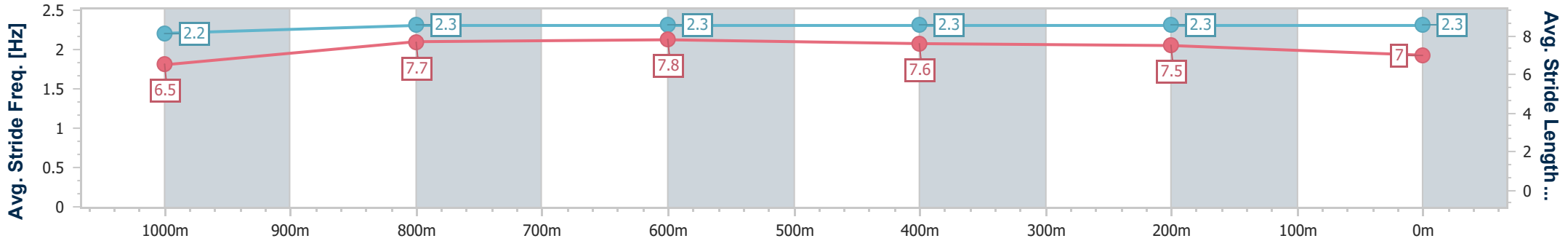
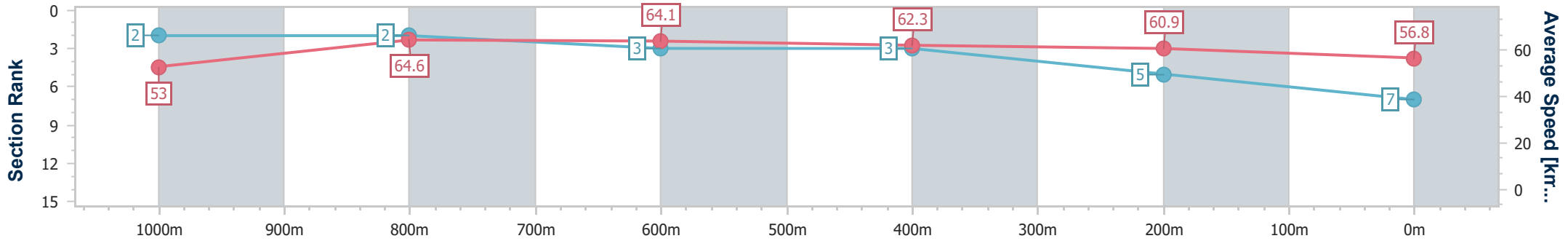
Sunshine Coast QLD Professional
 Race 6: ACCESS INSULATION FRASER COAST BENCHMARK
 65 Handicap - 1200m



13 December 2024 - 20:38

Track Rating: Soft 6, Weather: Overcast, Rail Position: +9m Entire

Section	Overall	1000m	800m	600m	400m	200m
Section Times	1:12.11 [7] (0:13.57)	0:58.54 [2] (0:11.22)	0:47.32 [2] (0:11.29)	0:36.03 [3] (0:11.53)	0:24.50 [3] (0:11.83)	0:12.67 [5] (0:12.67)
Average Speed [km/h]	53.0	64.6	64.1	62.3	60.9	56.8
Top Speed [km/h]	64.5	64.9	64.8	63.7	61.2	60.2
Avg. Dist. to Rail [m]	4.9	1.7	1.0	0.3	0.4	0.3
Avg. Stride Freq. [Hz]	2.2	2.3	2.3	2.3	2.3	2.3
Avg. Stride Length [m]	6.5	7.7	7.8	7.6	7.5	7.0



- [] Ranking at each section and finish
- .-.- No data available at this section
- NA No data available



Horse/Jockey Name	Whistling Spirit
Final Rank	8
Fastest Section Time (Section)	0:11.19 (800m)
Top Speed [km/h] (Section)	66.0 (800m)
Race State	Finished



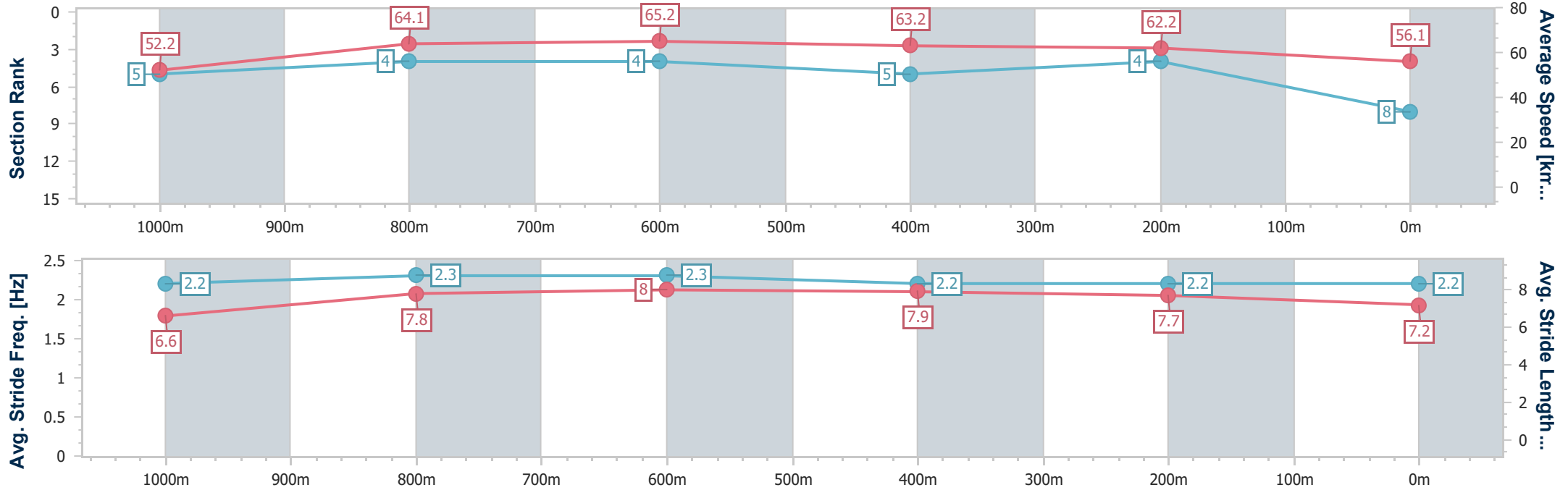
Sunshine Coast QLD Professional
 Race 6: ACCESS INSULATION FRASER COAST BENCHMARK
 65 Handicap - 1200m



13 December 2024 - 20:38

Track Rating: Soft 6, Weather: Overcast, Rail Position: +9m Entire

Section	Overall	1000m	800m	600m	400m	200m
Section Times	1:12.23 [8] (0:13.81)	0:58.42 [5] (0:11.26)	0:47.16 [4] (0:11.19)	0:35.97 [4] (0:11.55)	0:24.42 [5] (0:11.60)	0:12.82 [4] (0:12.82)
Average Speed [km/h]	52.2	64.1	65.2	63.2	62.2	56.1
Top Speed [km/h]	65.7	64.6	66.0	64.2	63.4	60.3
Avg. Dist. to Rail [m]	6.5	2.2	2.1	2.8	2.4	1.8
Avg. Stride Freq. [Hz]	2.2	2.3	2.3	2.2	2.2	2.2
Avg. Stride Length [m]	6.6	7.8	8.0	7.9	7.7	7.2



- [] Ranking at each section and finish
- .-.- No data available at this section
- NA No data available



Horse/Jockey Name	La Soeur
Final Rank	9
Fastest Section Time (Section)	0:11.18 (800m)
Top Speed [km/h] (Section)	66.1 (800m)
Race State	Finished



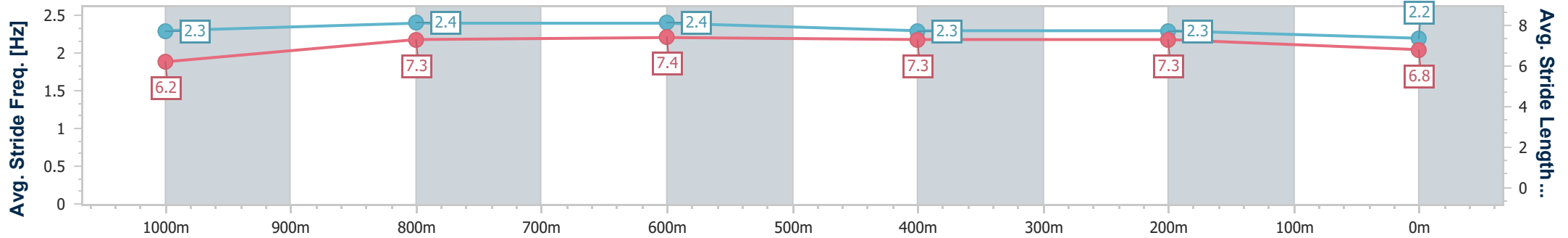
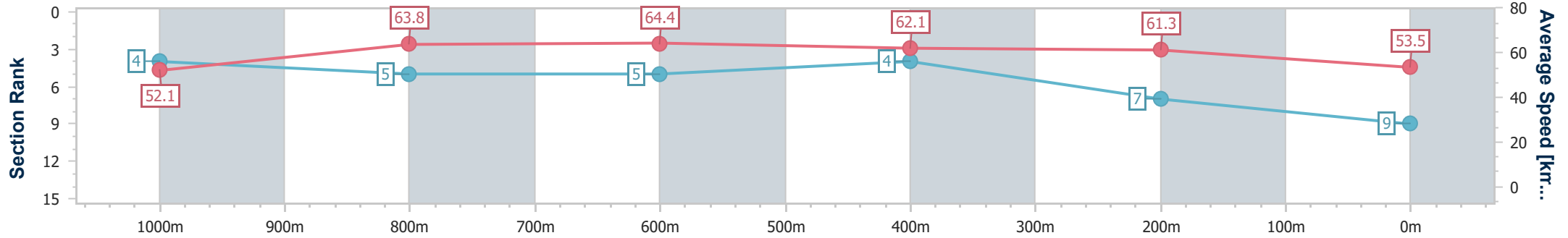
Sunshine Coast QLD Professional
 Race 6: ACCESS INSULATION FRASER COAST BENCHMARK
 65 Handicap - 1200m



13 December 2024 - 20:38

Track Rating: Soft 6, Weather: Overcast, Rail Position: +9m Entire

Section	Overall	1000m	800m	600m	400m	200m
Section Times	1:13.05 [9] (0:13.78)	0:59.27 [4] (0:11.30)	0:47.97 [5] (0:11.18)	0:36.79 [5] (0:11.55)	0:25.24 [4] (0:11.79)	0:13.45 [7] (0:13.45)
Average Speed [km/h]	52.1	63.8	64.4	62.1	61.3	53.5
Top Speed [km/h]	63.9	65.8	66.1	63.0	62.1	60.1
Avg. Dist. to Rail [m]	3.4	1.1	0.2	0.5	0.5	0.9
Avg. Stride Freq. [Hz]	2.3	2.4	2.4	2.3	2.3	2.2
Avg. Stride Length [m]	6.2	7.3	7.4	7.3	7.3	6.8



- [] Ranking at each section and finish
- .-.- No data available at this section
- NA No data available



Horse/Jockey Name	Belistic Man
Final Rank	10
Fastest Section Time (Section)	0:10.98 (1000m)
Top Speed [km/h] (Section)	68.0 (Overall)
Race State	Finished



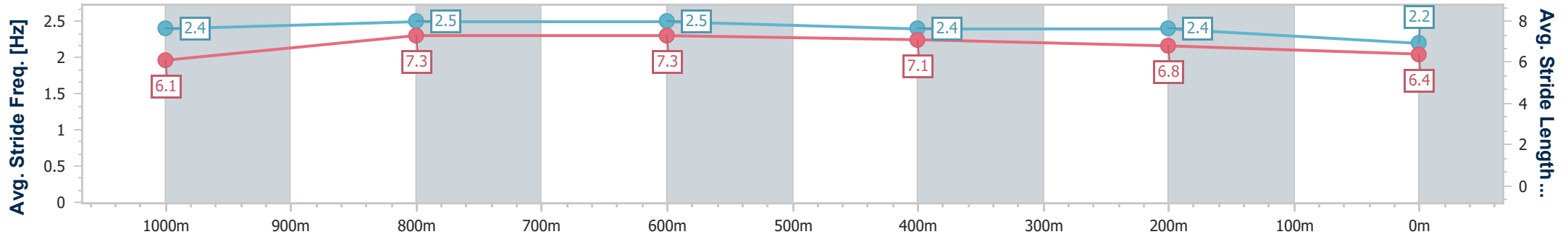
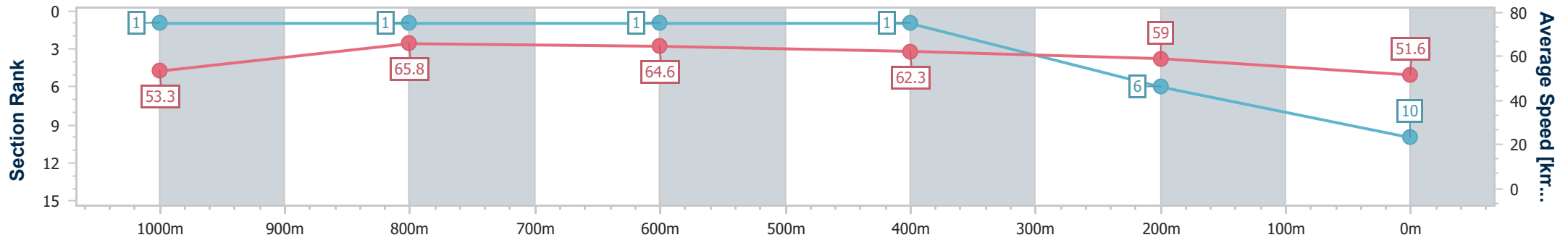
Sunshine Coast QLD Professional
 Race 6: ACCESS INSULATION FRASER COAST BENCHMARK
 65 Handicap - 1200m



13 December 2024 - 20:38

Track Rating: Soft 6, Weather: Overcast, Rail Position: +9m Entire

Section	Overall	1000m	800m	600m	400m	200m
Section Times	1:13.52 [10] (0:13.50)	1:00.02 [1] (0:10.98)	0:49.04 [1] (0:11.25)	0:37.79 [1] (0:11.66)	0:26.13 [1] (0:12.20)	0:13.93 [6] (0:13.93)
Average Speed [km/h]	53.3	65.8	64.6	62.3	59.0	51.6
Top Speed [km/h]	68.0	67.5	65.4	63.5	62.4	55.7
Avg. Dist. to Rail [m]	8.4	2.0	1.2	1.4	0.6	0.6
Avg. Stride Freq. [Hz]	2.4	2.5	2.5	2.4	2.4	2.2
Avg. Stride Length [m]	6.1	7.3	7.3	7.1	6.8	6.4



- [] Ranking at each section and finish
- .-.- No data available at this section
- NA No data available