



Townsville QLD Professional

Race 3: LADBROKES MATES MODE OPEN Handicap - 1000m

13 December 2024 - 12:26



Track Rating: Soft 6, Weather: Overcast, Rail Position: True

Section		Overall	800m	600m	400m	200m	Last 600m					
Field Times		0:55.74 (0:12.77)	0:42.97 (0:10.16)	0:32.81 (0:10.62)	0:22.19 (0:10.68)	0:11.51 (0:11.51)	0:32.81					
Rank	TAB Horse/Jockey	Barrier	Top Speed [km/h]	Fastest Section	Margin					Distance Travelled [m]		
1	5 KING JESTER Jackson Murphy	5	72.1 800m	0:10.22 800m	0:55.74 [1] (0:13.32)	0:42.42 [6] (0:10.22)	0:32.20 [6] (0:10.53)	0:21.67 [6] (0:10.50)	0:11.17 [4] (0:11.17)	0:55.74	0:32.20	
2	2 BOLD TYPE Ryan Wiggins	2	72.4 800m	0:10.08 800m	0:55.76 [2] (0:12.85)	0:42.91 [3] (0:10.08)	0:32.83 [2] (0:10.62)	0:22.21 [1] (0:10.68)	0:11.53 [1] (0:11.53)	0.12L	0:32.83	+1
3	1 SMART IMAGE Ashley Butler	6	72.5 800m	0:10.18 800m	0:55.76 [3] (0:13.25)	0:42.51 [5] (0:10.18)	0:32.33 [5] (0:10.45)	0:21.88 [4] (0:10.59)	0:11.29 [2] (0:11.29)	0.14L	0:32.33	+3
4	4 YOUR TOO GOOD Nathan Thomas	3	72.0 800m	0:10.11 800m	0:56.17 [4] (0:13.01)	0:43.16 [4] (0:10.11)	0:33.05 [3] (0:10.63)	0:22.42 [3] (0:10.82)	0:11.60 [3] (0:11.60)	2.58L	0:33.05	+2
5	3 COCHRANE Chelsea Jokic	1	72.1 800m	0:10.16 800m	0:56.21 [5] (0:12.77)	0:43.44 [1] (0:10.16)	0:33.28 [1] (0:10.73)	0:22.55 [2] (0:10.95)	0:11.60 [5] (0:11.60)	2.81L	0:33.28	-2
6	6 AURA GOLD Isabella Teh	4	72.1 Overall	0:10.31 800m	0:57.59 [6] (0:12.83)	0:44.76 [2] (0:10.31)	0:34.45 [4] (0:10.77)	0:23.68 [5] (0:11.33)	0:12.35 [6] (0:12.35)	10.92L	0:34.45	+3

[] Ranking at each section and finish
 -:-:- No data available at this section
 NA No data available

SCN Saddle cloth number
 DNF Did not finish
 DNT Did not track



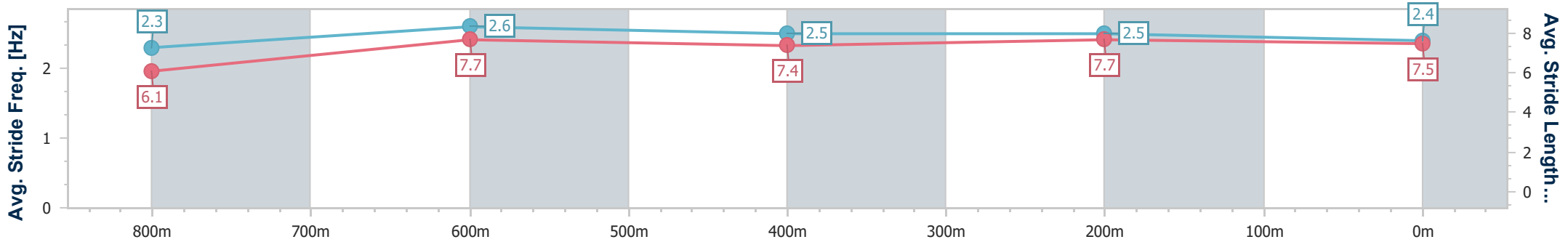
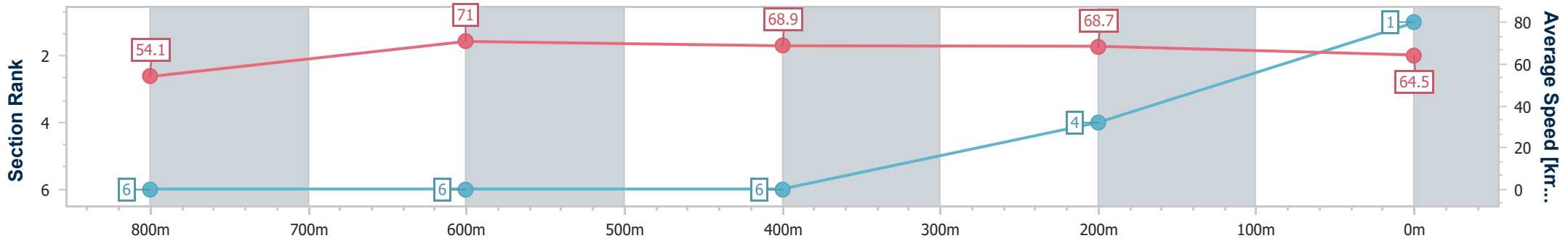
Horse/Jockey Name	King Jester
Final Rank	1
Fastest Section Time (Section)	0:10.22 (800m)
Top Speed [km/h] (Section)	72.1 (800m)
Race State	Finished



Townsville QLD Professional
 Race 3: LADBROKES MATES MODE OPEN Handicap - 1000m
 13 December 2024 - 12:26
 Track Rating: Soft 6, Weather: Overcast, Rail Position: True



Section	Overall	800m	600m	400m	200m
Section Times	0:55.74 [1] (0:13.32)	0:42.42 [6] (0:10.22)	0:32.20 [6] (0:10.53)	0:21.67 [6] (0:10.50)	0:11.17 [4] (0:11.17)
Average Speed [km/h]	54.1	71.0	68.9	68.7	64.5
Top Speed [km/h]	71.1	72.1	70.6	70.4	67.9
Avg. Dist. to Rail [m]	5.6	1.8	2.1	0.6	1.9
Avg. Stride Freq. [Hz]	2.3	2.6	2.5	2.5	2.4
Avg. Stride Length [m]	6.1	7.7	7.4	7.7	7.5



- [] Ranking at each section and finish
- .-.- No data available at this section
- NA No data available



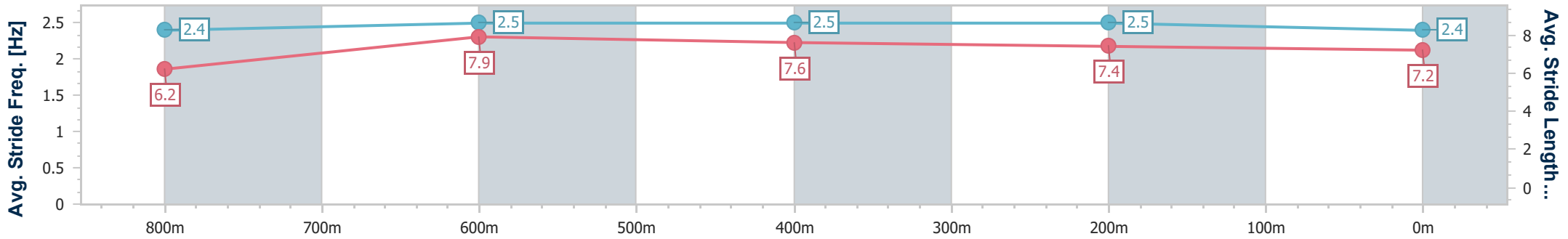
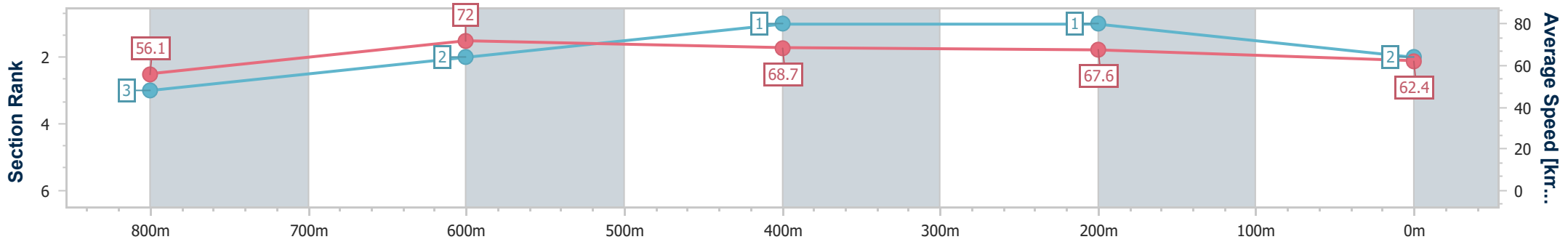
Horse/Jockey Name	Bold Type
Final Rank	2
Fastest Section Time (Section)	0:10.08 (800m)
Top Speed [km/h] (Section)	72.4 (800m)
Race State	Finished



Townsville QLD Professional
 Race 3: LADBROKES MATES MODE OPEN Handicap - 1000m
 13 December 2024 - 12:26
 Track Rating: Soft 6, Weather: Overcast, Rail Position: True



Section	Overall	800m	600m	400m	200m
Section Times	0:55.76 [2] (0:12.85)	0:42.91 [3] (0:10.08)	0:32.83 [2] (0:10.62)	0:22.21 [1] (0:10.68)	0:11.53 [1] (0:11.53)
Average Speed [km/h]	56.1	72.0	68.7	67.6	62.4
Top Speed [km/h]	71.8	72.4	70.9	68.8	65.8
Avg. Dist. to Rail [m]	4.5	2.5	2.6	1.6	1.7
Avg. Stride Freq. [Hz]	2.4	2.5	2.5	2.5	2.4
Avg. Stride Length [m]	6.2	7.9	7.6	7.4	7.2



- [] Ranking at each section and finish
- .-.- No data available at this section
- NA No data available



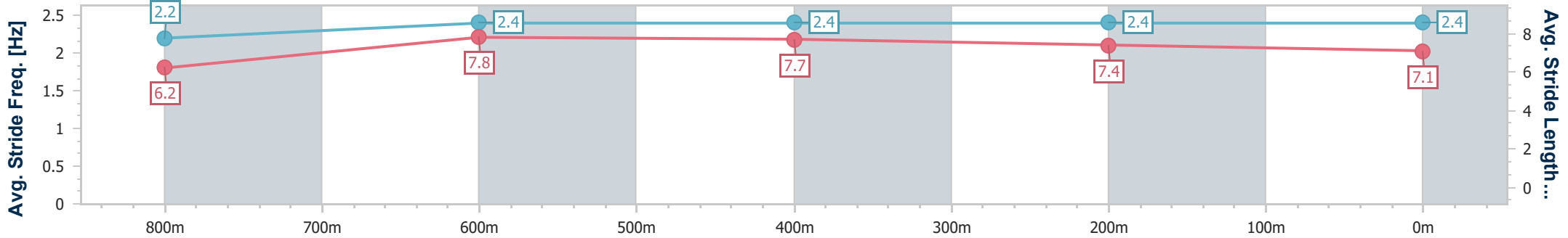
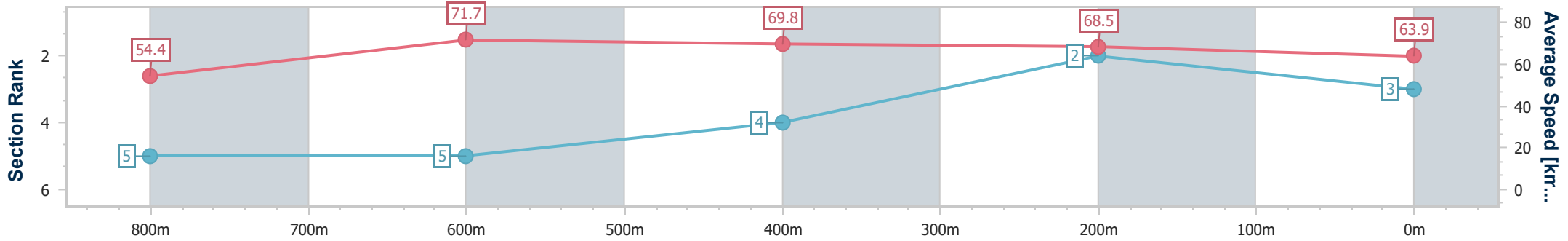
Horse/Jockey Name	Smart Image
Final Rank	3
Fastest Section Time (Section)	0:10.18 (800m)
Top Speed [km/h] (Section)	72.5 (800m)
Race State	Finished



Townsville QLD Professional
 Race 3: LADBROKES MATES MODE OPEN Handicap - 1000m
 13 December 2024 - 12:26
 Track Rating: Soft 6, Weather: Overcast, Rail Position: True



Section	Overall	800m	600m	400m	200m
Section Times	0:55.76 [3] (0:13.25)	0:42.51 [5] (0:10.18)	0:32.33 [5] (0:10.45)	0:21.88 [4] (0:10.59)	0:11.29 [2] (0:11.29)
Average Speed [km/h]	54.4	71.7	69.8	68.5	63.9
Top Speed [km/h]	70.5	72.5	71.8	69.4	67.5
Avg. Dist. to Rail [m]	8.0	3.7	3.3	3.7	3.1
Avg. Stride Freq. [Hz]	2.2	2.4	2.4	2.4	2.4
Avg. Stride Length [m]	6.2	7.8	7.7	7.4	7.1



- [] Ranking at each section and finish
- .-.- No data available at this section
- NA No data available



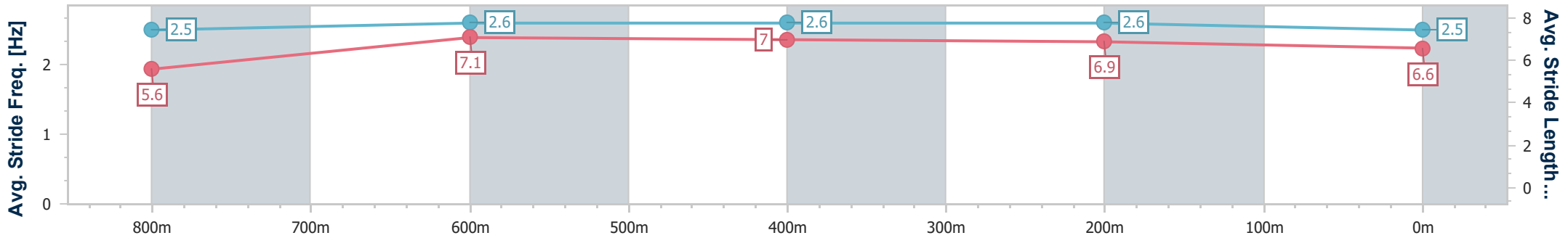
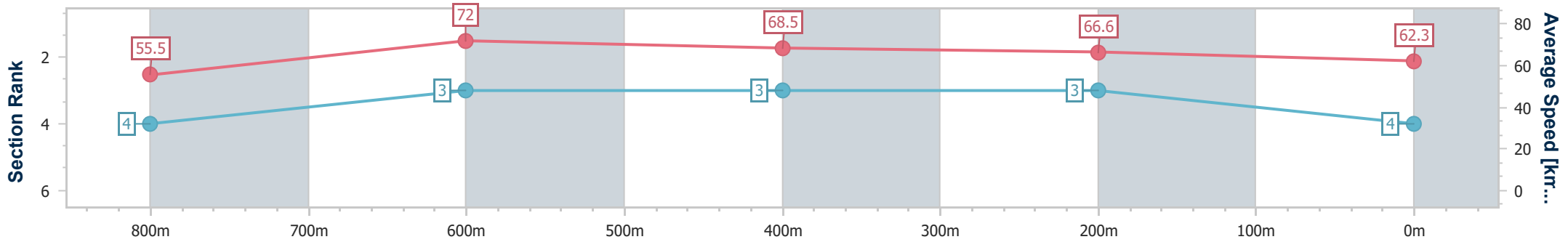
Horse/Jockey Name	Your Too Good
Final Rank	4
Fastest Section Time (Section)	0:10.11 (800m)
Top Speed [km/h] (Section)	72.0 (800m)
Race State	Finished



Townsville QLD Professional
 Race 3: LADBROKES MATES MODE OPEN Handicap - 1000m
 13 December 2024 - 12:26
 Track Rating: Soft 6, Weather: Overcast, Rail Position: True



Section	Overall	800m	600m	400m	200m
Section Times	0:56.17 [4] (0:13.01)	0:43.16 [4] (0:10.11)	0:33.05 [3] (0:10.63)	0:22.42 [3] (0:10.82)	0:11.60 [3] (0:11.60)
Average Speed [km/h]	55.5	72.0	68.5	66.6	62.3
Top Speed [km/h]	70.6	72.0	71.5	67.5	65.9
Avg. Dist. to Rail [m]	6.1	3.2	2.3	3.2	2.8
Avg. Stride Freq. [Hz]	2.5	2.6	2.6	2.6	2.5
Avg. Stride Length [m]	5.6	7.1	7.0	6.9	6.6



- [] Ranking at each section and finish
- .-.- No data available at this section
- NA No data available



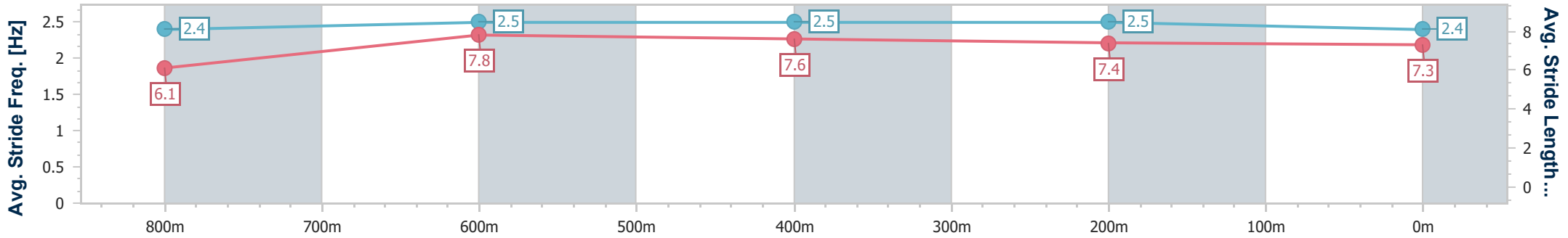
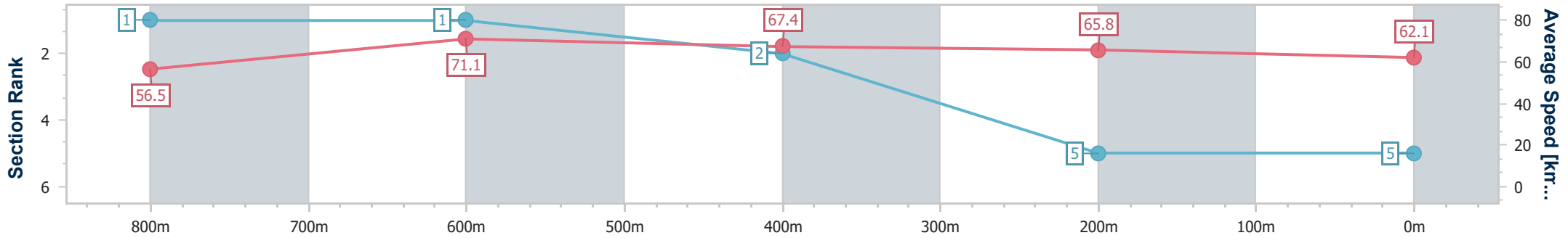
Horse/Jockey Name	Cochrane
Final Rank	5
Fastest Section Time (Section)	0:10.16 (800m)
Top Speed [km/h] (Section)	72.1 (800m)
Race State	Finished



Townsville QLD Professional
 Race 3: LADBROKES MATES MODE OPEN Handicap - 1000m
 13 December 2024 - 12:26
 Track Rating: Soft 6, Weather: Overcast, Rail Position: True



Section	Overall	800m	600m	400m	200m
Section Times	0:56.21 [5] (0:12.77)	0:43.44 [1] (0:10.16)	0:33.28 [1] (0:10.73)	0:22.55 [2] (0:10.95)	0:11.60 [5] (0:11.60)
Average Speed [km/h]	56.5	71.1	67.4	65.8	62.1
Top Speed [km/h]	70.8	72.1	69.4	67.6	65.2
Avg. Dist. to Rail [m]	2.6	1.1	0.9	1.4	1.7
Avg. Stride Freq. [Hz]	2.4	2.5	2.5	2.5	2.4
Avg. Stride Length [m]	6.1	7.8	7.6	7.4	7.3



- [] Ranking at each section and finish
- .-.- No data available at this section
- NA No data available



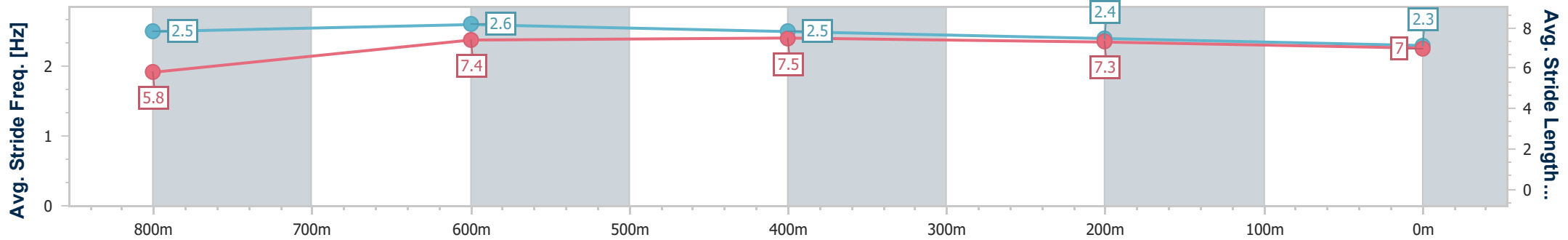
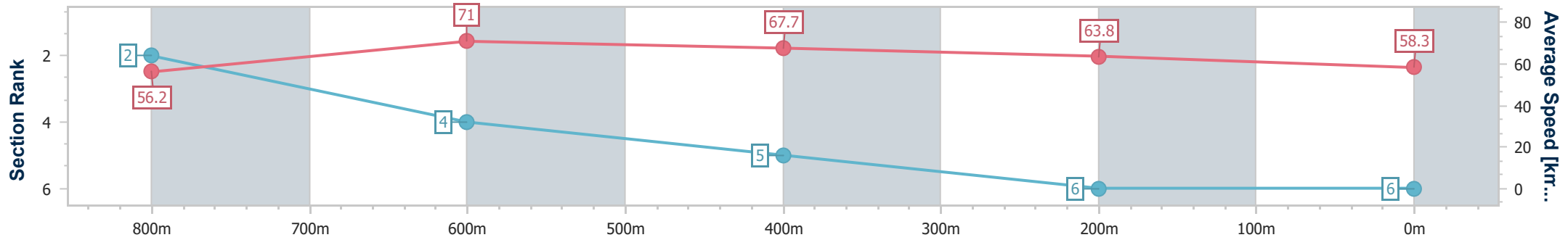
Horse/Jockey Name	Aura Gold
Final Rank	6
Fastest Section Time (Section)	0:10.31 (800m)
Top Speed [km/h] (Section)	72.1 (Overall)
Race State	Finished



Townsville QLD Professional
 Race 3: LADBROKES MATES MODE OPEN Handicap - 1000m
 13 December 2024 - 12:26
 Track Rating: Soft 6, Weather: Overcast, Rail Position: True



Section	Overall	800m	600m	400m	200m
Section Times	0:57.59 [6] (0:12.83)	0:44.76 [2] (0:10.31)	0:34.45 [4] (0:10.77)	0:23.68 [5] (0:11.33)	0:12.35 [6] (0:12.35)
Average Speed [km/h]	56.2	71.0	67.7	63.8	58.3
Top Speed [km/h]	72.1	72.0	70.3	66.5	61.5
Avg. Dist. to Rail [m]	7.3	4.4	2.9	3.0	3.3
Avg. Stride Freq. [Hz]	2.5	2.6	2.5	2.4	2.3
Avg. Stride Length [m]	5.8	7.4	7.5	7.3	7.0



- [] Ranking at each section and finish
- .-.- No data available at this section
- NA No data available