



Townsville QLD Professional

Race 5: SKB INDUSTRIES BENCHMARK 65 Handicap - 1000m

13 December 2024 - 13:41



Track Rating: Soft 5, Weather: Overcast, Rail Position: True

Section		Overall	800m	600m	400m	200m	Last 600m					
Field Times		0:56.36 (0:12.85)	0:43.51 (0:10.44)	0:33.07 (0:10.65)	0:22.42 (0:10.90)	0:11.52 (0:11.52)	0:33.07					
Rank	TAB Horse/Jockey	Barrier	Top Speed [km/h]	Fastest Section	Margin					Distance Travelled [m]		
1	4 NORTHERNONTAP Nathan Day	4	70.4 600m	0:10.45 800m	0:56.36 [1] (0:13.07)	0:43.29 [3] (0:10.45)	0:32.84 [3] (0:10.53)	0:22.31 [3] (0:10.82)	0:11.49 [2] (0:11.49)	0:56.36	0:32.84	
2	1 KISS ME LATER Ashley Butler	8	71.1 Overall	0:10.46 800m	0:56.44 [2] (0:13.41)	0:43.03 [7] (0:10.46)	0:32.57 [8] (0:10.57)	0:22.00 [7] (0:10.71)	0:11.29 [6] (0:11.29)	0.5L	0:32.57	-1
3	6 YAMABUSHI Tyler Leslight	5	70.9 800m	0:10.44 800m	0:56.51 [3] (0:12.85)	0:43.66 [1] (0:10.44)	0:33.22 [1] (0:10.65)	0:22.57 [1] (0:10.90)	0:11.67 [1] (0:11.67)	0.89L	0:33.22	+1
4	10 ROTH 'N' BUBBLE Adrian Layt	3	70.5 600m	0:10.58 600m	0:56.51 [4] (0:13.21)	0:43.30 [6] (0:10.63)	0:32.67 [6] (0:10.58)	0:22.09 [6] (0:10.69)	0:11.40 [5] (0:11.40)	0.92L	0:32.67	+2
5	2 MORPHEUS BRAGI Adam Sewell	1	70.6 800m	0:10.43 800m	0:56.63 [5] (0:13.16)	0:43.47 [5] (0:10.43)	0:33.04 [4] (0:10.62)	0:22.42 [4] (0:10.87)	0:11.55 [4] (0:11.55)	1.6L	0:33.04	+0
6	9 NANO STAR Nathan Thomas	2	70.7 800m	0:10.38 800m	0:56.80 [6] (0:12.95)	0:43.85 [2] (0:10.38)	0:33.47 [2] (0:10.69)	0:22.78 [2] (0:11.01)	0:11.77 [3] (0:11.77)	2.6L	0:33.47	+0
7	3 RESTRICTIONS Nikki Olzard	9	71.6 800m	0:10.32 800m	0:57.00 [7] (0:13.52)	0:43.48 [8] (0:10.32)	0:33.16 [7] (0:10.65)	0:22.51 [8] (0:10.97)	0:11.54 [8] (0:11.54)	3.78L	0:33.16	+0
8	7 TO LOVE SOMEBODY Denicious Smith	6	70.1 800m	0:10.55 800m	0:57.09 [8] (0:13.13)	0:43.96 [4] (0:10.55)	0:33.41 [5] (0:10.62)	0:22.79 [5] (0:11.00)	0:11.79 [7] (0:11.79)	4.33L	0:33.41	+1

Scratched: Saturday Vibes (#8), Midas Star (#5)

[] Ranking at each section and finish
 -:-:- No data available at this section
 NA No data available

SCN Saddle cloth number
 DNF Did not finish
 DNT Did not track



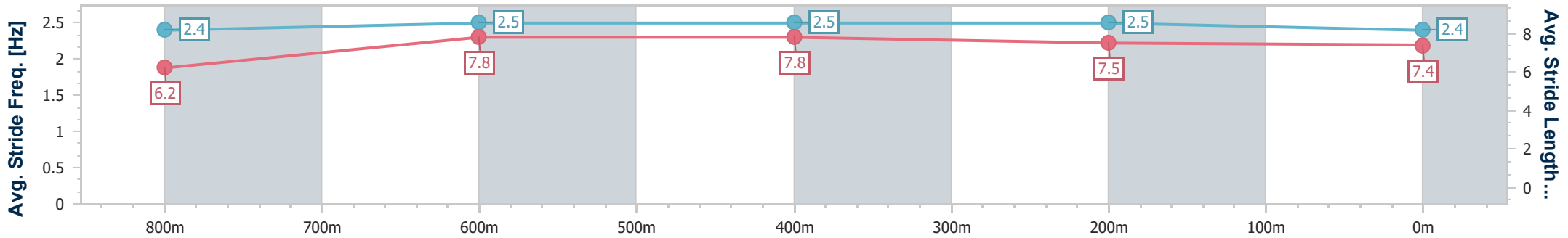
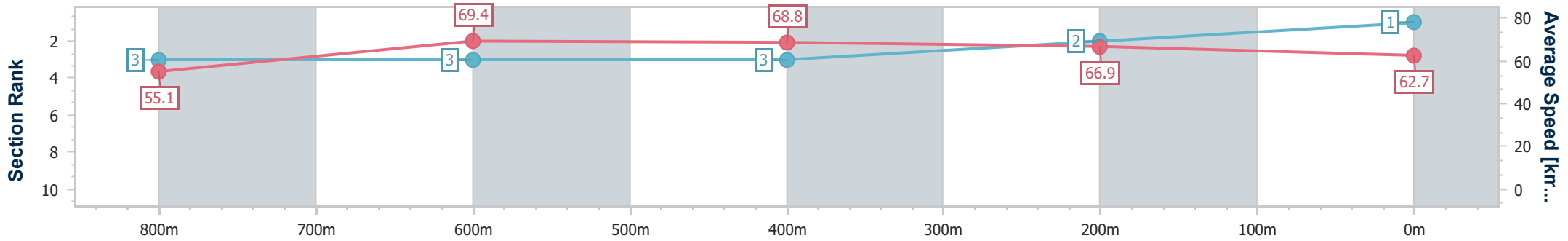
Horse/Jockey Name	Northernontap
Final Rank	1
Fastest Section Time (Section)	0:10.45 (800m)
Top Speed [km/h] (Section)	70.4 (600m)
Race State	Finished



Townsville QLD Professional
 Race 5: SKB INDUSTRIES BENCHMARK 65 Handicap - 1000m
 13 December 2024 - 13:41
 Track Rating: Soft 5, Weather: Overcast, Rail Position: True



Section	Overall	800m	600m	400m	200m
Section Times	0:56.36 [1] (0:13.07)	0:43.29 [3] (0:10.45)	0:32.84 [3] (0:10.53)	0:22.31 [3] (0:10.82)	0:11.49 [2] (0:11.49)
Average Speed [km/h]	55.1	69.4	68.8	66.9	62.7
Top Speed [km/h]	69.5	70.2	70.4	68.1	66.2
Avg. Dist. to Rail [m]	4.9	1.6	1.6	2.9	3.0
Avg. Stride Freq. [Hz]	2.4	2.5	2.5	2.5	2.4
Avg. Stride Length [m]	6.2	7.8	7.8	7.5	7.4



- [] Ranking at each section and finish
- .-.- No data available at this section
- NA No data available



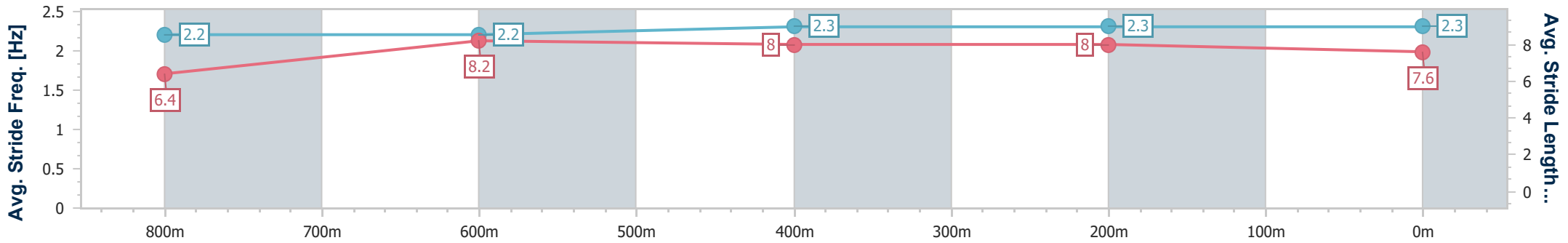
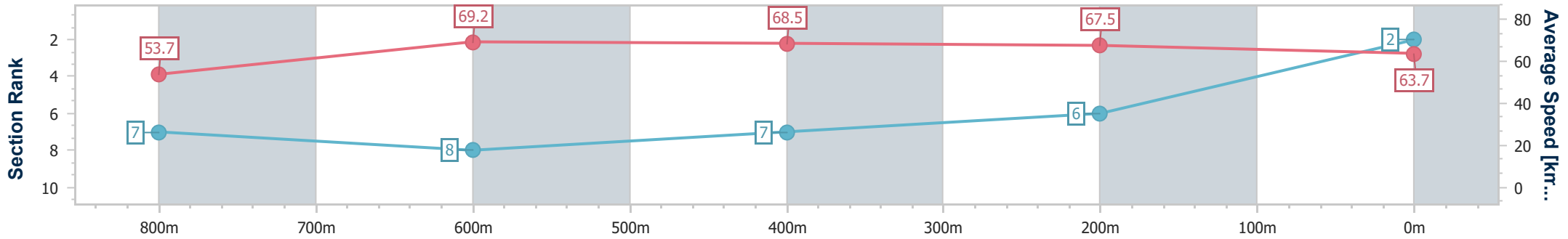
Horse/Jockey Name	Kiss Me Later
Final Rank	2
Fastest Section Time (Section)	0:10.46 (800m)
Top Speed [km/h] (Section)	71.1 (Overall)
Race State	Finished



Townsville QLD Professional
 Race 5: SKB INDUSTRIES BENCHMARK 65 Handicap - 1000m
 13 December 2024 - 13:41
 Track Rating: Soft 5, Weather: Overcast, Rail Position: True



Section	Overall	800m	600m	400m	200m
Section Times	0:56.44 [2] (0:13.41)	0:43.03 [7] (0:10.46)	0:32.57 [8] (0:10.57)	0:22.00 [7] (0:10.71)	0:11.29 [6] (0:11.29)
Average Speed [km/h]	53.7	69.2	68.5	67.5	63.7
Top Speed [km/h]	71.1	70.4	69.5	68.5	66.0
Avg. Dist. to Rail [m]	8.5	1.8	1.0	2.3	3.8
Avg. Stride Freq. [Hz]	2.2	2.2	2.3	2.3	2.3
Avg. Stride Length [m]	6.4	8.2	8.0	8.0	7.6



- [] Ranking at each section and finish
- .-.- No data available at this section
- NA No data available



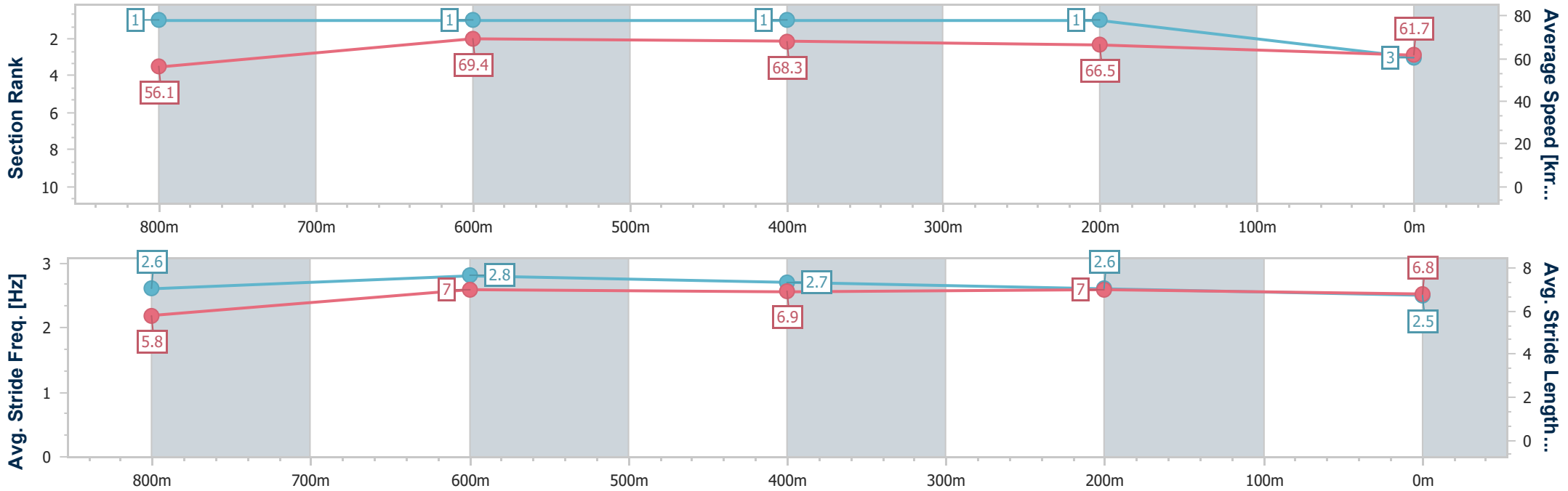
Horse/Jockey Name	Yamabushi
Final Rank	3
Fastest Section Time (Section)	0:10.44 (800m)
Top Speed [km/h] (Section)	70.9 (800m)
Race State	Finished



Townsville QLD Professional
 Race 5: SKB INDUSTRIES BENCHMARK 65 Handicap - 1000m
 13 December 2024 - 13:41
 Track Rating: Soft 5, Weather: Overcast, Rail Position: True



Section	Overall	800m	600m	400m	200m
Section Times	0:56.51 [3] (0:12.85)	0:43.66 [1] (0:10.44)	0:33.22 [1] (0:10.65)	0:22.57 [1] (0:10.90)	0:11.67 [1] (0:11.67)
Average Speed [km/h]	56.1	69.4	68.3	66.5	61.7
Top Speed [km/h]	70.8	70.9	70.1	67.8	65.5
Avg. Dist. to Rail [m]	6.6	1.6	2.3	2.7	1.2
Avg. Stride Freq. [Hz]	2.6	2.8	2.7	2.6	2.5
Avg. Stride Length [m]	5.8	7.0	6.9	7.0	6.8



- [] Ranking at each section and finish
- .-.- No data available at this section
- NA No data available



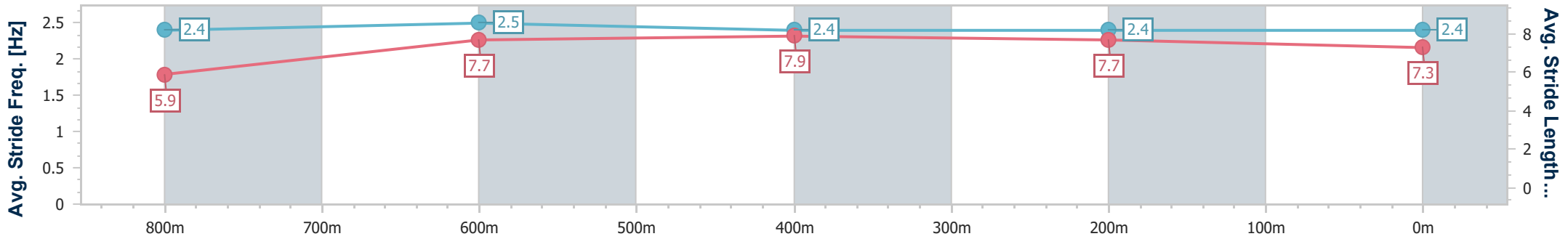
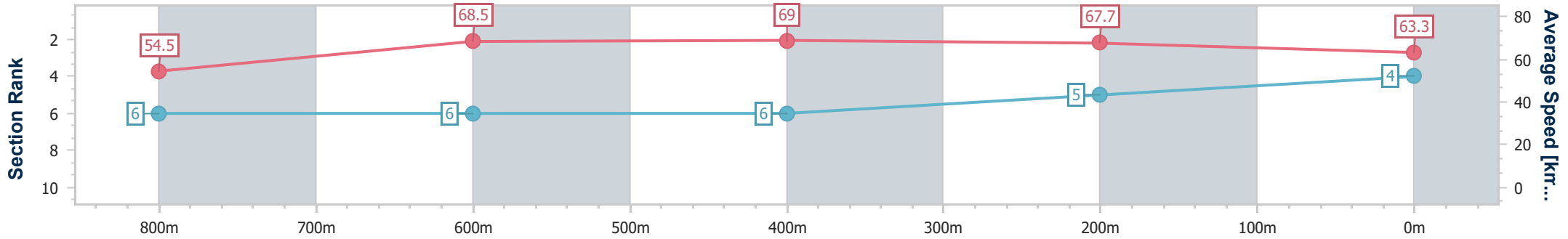
Horse/Jockey Name	Roth 'N' Bubble
Final Rank	4
Fastest Section Time (Section)	0:10.58 (600m)
Top Speed [km/h] (Section)	70.5 (600m)
Race State	Finished



Townsville QLD Professional
 Race 5: SKB INDUSTRIES BENCHMARK 65 Handicap - 1000m
 13 December 2024 - 13:41
 Track Rating: Soft 5, Weather: Overcast, Rail Position: True



Section	Overall	800m	600m	400m	200m
Section Times	0:56.51 [4] (0:13.21)	0:43.30 [6] (0:10.63)	0:32.67 [6] (0:10.58)	0:22.09 [6] (0:10.69)	0:11.40 [5] (0:11.40)
Average Speed [km/h]	54.5	68.5	69.0	67.7	63.3
Top Speed [km/h]	70.4	69.6	70.5	68.6	66.0
Avg. Dist. to Rail [m]	4.9	2.7	2.8	3.3	3.6
Avg. Stride Freq. [Hz]	2.4	2.5	2.4	2.4	2.4
Avg. Stride Length [m]	5.9	7.7	7.9	7.7	7.3



- [] Ranking at each section and finish
- .-.- No data available at this section
- NA No data available



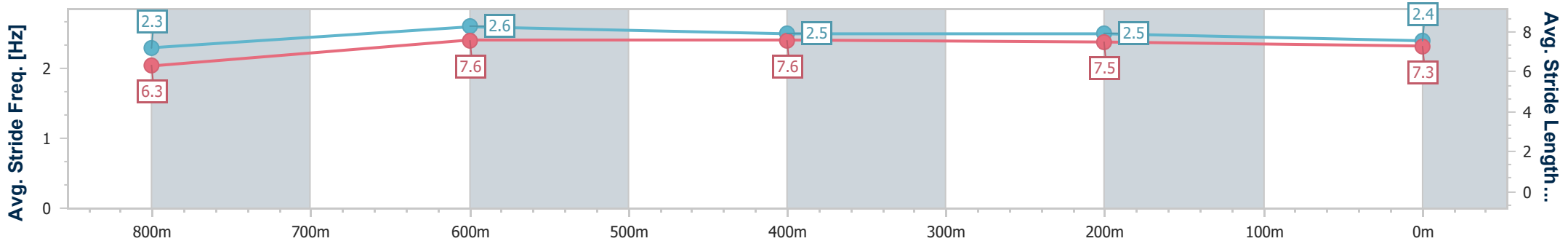
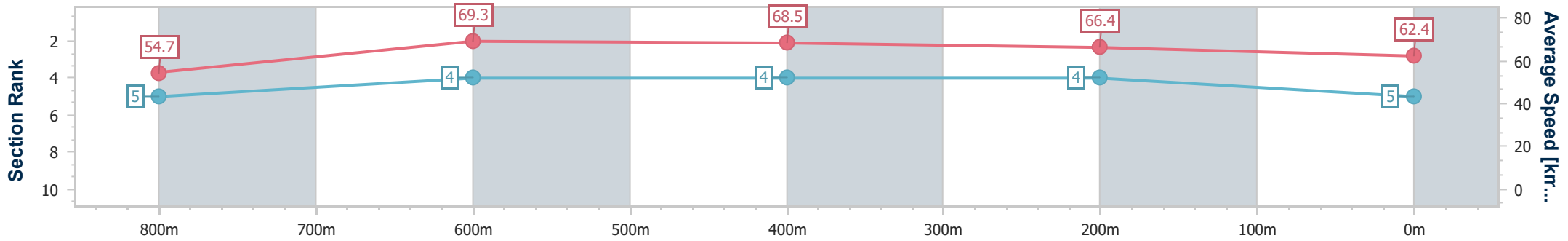
Horse/Jockey Name	Morpheus Bragi
Final Rank	5
Fastest Section Time (Section)	0:10.43 (800m)
Top Speed [km/h] (Section)	70.6 (800m)
Race State	Finished



Townsville QLD Professional
 Race 5: SKB INDUSTRIES BENCHMARK 65 Handicap - 1000m
 13 December 2024 - 13:41
 Track Rating: Soft 5, Weather: Overcast, Rail Position: True



Section	Overall	800m	600m	400m	200m
Section Times	0:56.63 [5] (0:13.16)	0:43.47 [5] (0:10.43)	0:33.04 [4] (0:10.62)	0:22.42 [4] (0:10.87)	0:11.55 [4] (0:11.55)
Average Speed [km/h]	54.7	69.3	68.5	66.4	62.4
Top Speed [km/h]	70.2	70.6	69.8	67.5	66.0
Avg. Dist. to Rail [m]	2.7	1.1	2.0	2.4	2.7
Avg. Stride Freq. [Hz]	2.3	2.6	2.5	2.5	2.4
Avg. Stride Length [m]	6.3	7.6	7.6	7.5	7.3



- [] Ranking at each section and finish
- .-.- No data available at this section
- NA No data available



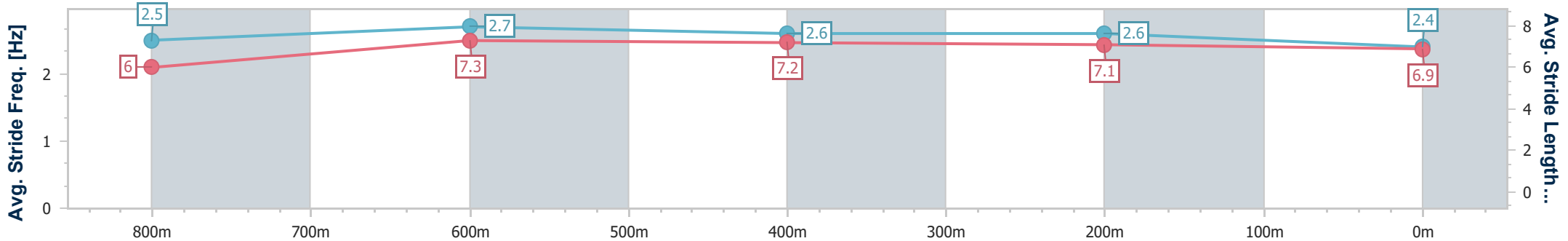
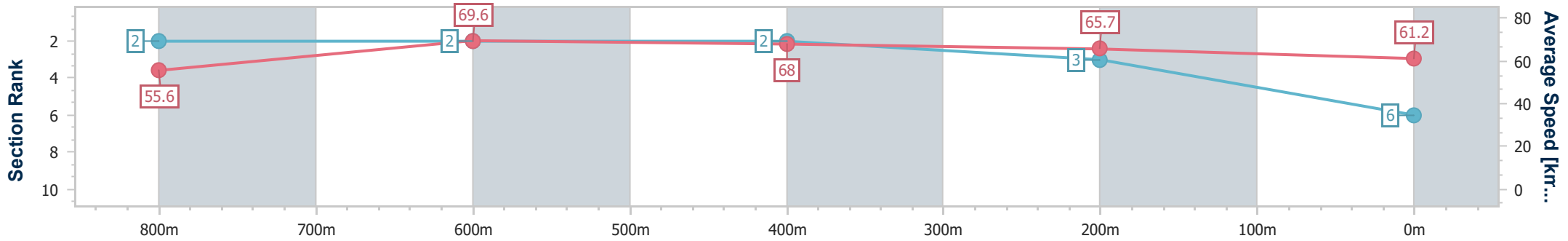
Horse/Jockey Name	Nano Star
Final Rank	6
Fastest Section Time (Section)	0:10.38 (800m)
Top Speed [km/h] (Section)	70.7 (800m)
Race State	Finished



Townsville QLD Professional
 Race 5: SKB INDUSTRIES BENCHMARK 65 Handicap - 1000m
 13 December 2024 - 13:41
 Track Rating: Soft 5, Weather: Overcast, Rail Position: True



Section	Overall	800m	600m	400m	200m
Section Times	0:56.80 [6] (0:12.95)	0:43.85 [2] (0:10.38)	0:33.47 [2] (0:10.69)	0:22.78 [2] (0:11.01)	0:11.77 [3] (0:11.77)
Average Speed [km/h]	55.6	69.6	68.0	65.7	61.2
Top Speed [km/h]	70.1	70.7	69.6	67.1	64.0
Avg. Dist. to Rail [m]	3.8	0.8	2.3	2.4	1.5
Avg. Stride Freq. [Hz]	2.5	2.7	2.6	2.6	2.4
Avg. Stride Length [m]	6.0	7.3	7.2	7.1	6.9



- [] Ranking at each section and finish
- .-.- No data available at this section
- NA No data available



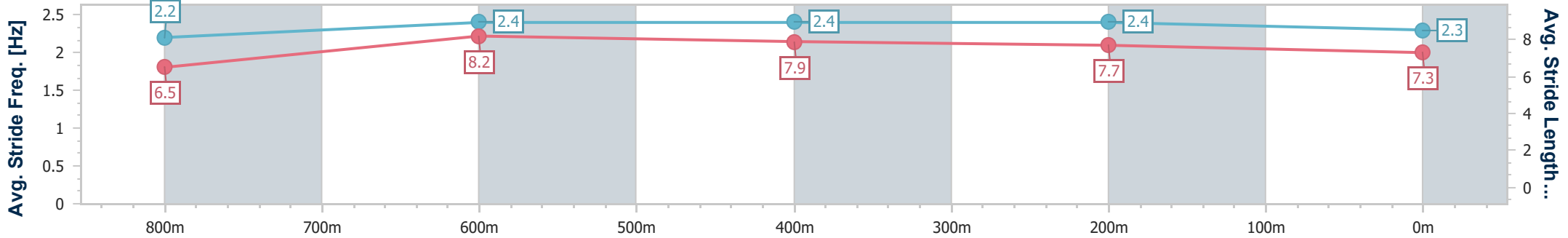
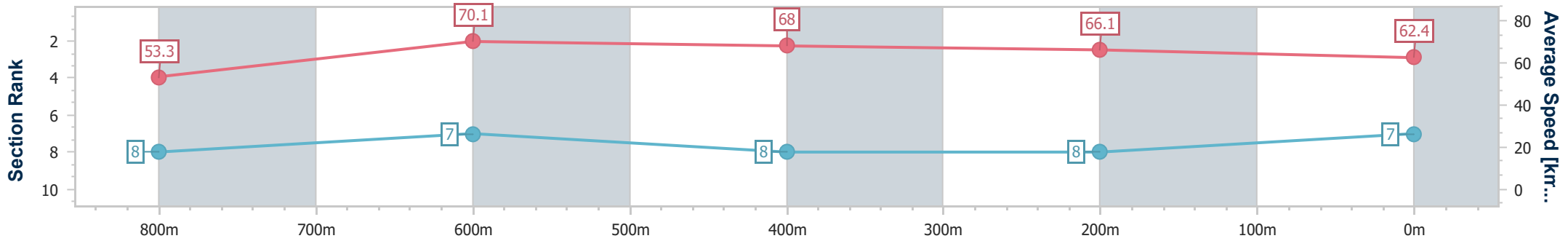
Horse/Jockey Name	Restrictions
Final Rank	7
Fastest Section Time (Section)	0:10.32 (800m)
Top Speed [km/h] (Section)	71.6 (800m)
Race State	Finished



Townsville QLD Professional
 Race 5: SKB INDUSTRIES BENCHMARK 65 Handicap - 1000m
 13 December 2024 - 13:41
 Track Rating: Soft 5, Weather: Overcast, Rail Position: True



Section	Overall	800m	600m	400m	200m
Section Times	0:57.00 [7] (0:13.52)	0:43.48 [8] (0:10.32)	0:33.16 [7] (0:10.65)	0:22.51 [8] (0:10.97)	0:11.54 [8] (0:11.54)
Average Speed [km/h]	53.3	70.1	68.0	66.1	62.4
Top Speed [km/h]	71.6	71.6	70.0	67.8	64.7
Avg. Dist. to Rail [m]	9.4	1.8	1.3	5.5	7.7
Avg. Stride Freq. [Hz]	2.2	2.4	2.4	2.4	2.3
Avg. Stride Length [m]	6.5	8.2	7.9	7.7	7.3



- [] Ranking at each section and finish
- .-.- No data available at this section
- NA No data available



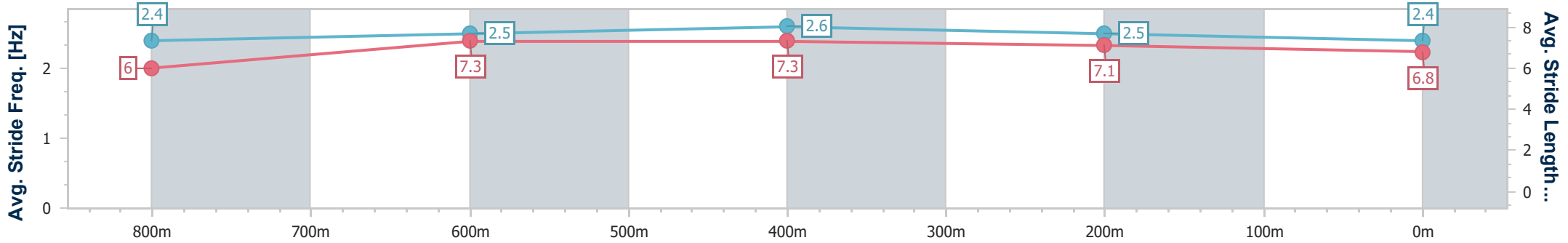
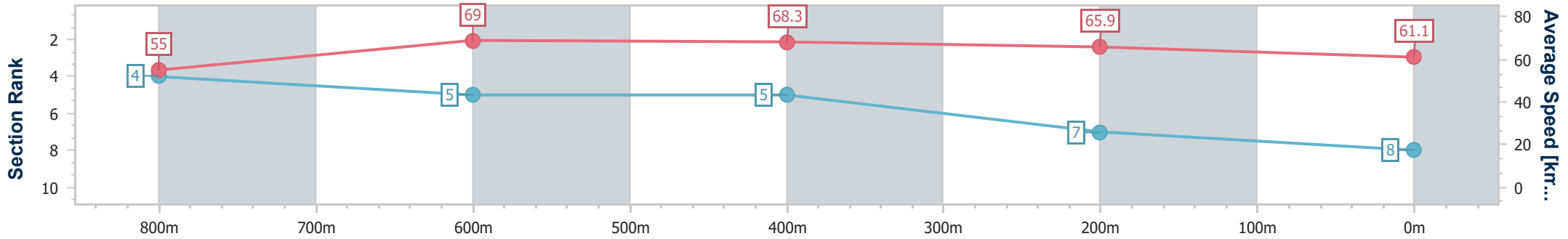
Horse/Jockey Name	To Love Somebody
Final Rank	8
Fastest Section Time (Section)	0:10.55 (800m)
Top Speed [km/h] (Section)	70.1 (800m)
Race State	Finished



Townsville QLD Professional
 Race 5: SKB INDUSTRIES BENCHMARK 65 Handicap - 1000m
 13 December 2024 - 13:41
 Track Rating: Soft 5, Weather: Overcast, Rail Position: True



Section	Overall	800m	600m	400m	200m
Section Times	0:57.09 [8] (0:13.13)	0:43.96 [4] (0:10.55)	0:33.41 [5] (0:10.62)	0:22.79 [5] (0:11.00)	0:11.79 [7] (0:11.79)
Average Speed [km/h]	55.0	69.0	68.3	65.9	61.1
Top Speed [km/h]	69.5	70.1	69.2	67.1	64.5
Avg. Dist. to Rail [m]	8.7	2.9	2.0	5.0	5.3
Avg. Stride Freq. [Hz]	2.4	2.5	2.6	2.5	2.4
Avg. Stride Length [m]	6.0	7.3	7.3	7.1	6.8



- [] Ranking at each section and finish
- .-.- No data available at this section
- NA No data available