



Aquis Park Gold Coast Poly QLD Professional

Race 2: JP FLYING BENCHMARK 58 Handicap - 2000m

14 December 2024 - 13:39



Track Rating: Synthetic, Weather: Overcast, Rail Position: True

Section		Overall	1800m	1600m	1400m	1200m	1000m	800m	Last 600m				
Field Times		2:02.84 (0:13.84)	1:49.00 (0:11.33)	1:37.67 (0:12.00)	1:25.67 (0:12.25)	1:13.42 (0:12.15)	1:01.27 (0:12.45)	0:48.82 (0:12.53)	0:36.29				
Rank	TAB Horse/Jockey	Barrier	Top Speed [km/h]	Fastest Section									Distance Travelled [m]
1	1 CHERBOURG Fiona Sandkuhl	2	64.9 1800m	0:11.34 1800m	2:02.84 [1] (0:14.05)	1:48.79 [4] (0:11.34)	1:37.45 [3] (0:12.09)	1:25.36 [5] (0:12.26)	1:13.10 [4] (0:12.17)	1:00.93 [4] (0:12.37)	0:48.56 [4] (0:12.46)	0:36.10	
2	3 EL ASTEROID Rikki Jamieson	8	66.1 Overall	0:11.39 1800m	2:03.18 [2] (0:13.84)	1:49.34 [1] (0:11.39)	1:37.95 [2] (0:11.97)	1:25.98 [2] (0:12.26)	1:13.72 [2] (0:12.28)	1:01.44 [3] (0:12.51)	0:48.93 [3] (0:12.53)	0:36.40	+11
3	2 TOROVISTA Corey Sutherland	3	65.5 1800m	0:11.31 1800m	2:03.52 [3] (0:13.86)	1:49.66 [2] (0:11.31)	1:38.35 [1] (0:12.00)	1:26.35 [1] (0:12.25)	1:14.10 [1] (0:12.16)	1:01.94 [2] (0:12.44)	0:49.50 [1] (0:12.53)	0:36.97	+3
4	6 HIT 'EM UP Matthew Palmer	7	64.3 Overall	0:11.57 1800m	2:03.64 [4] (0:14.62)	1:49.02 [8] (0:11.57)	1:37.45 [8] (0:11.86)	1:25.59 [8] (0:12.27)	1:13.32 [8] (0:12.18)	1:01.14 [8] (0:12.48)	0:48.66 [8] (0:12.30)	0:36.36	+11
5	8 RUDIMENTARY Micheal Hellyer	4	63.8 1800m	0:11.58 1800m	2:03.74 [5] (0:14.15)	1:49.59 [5] (0:11.58)	1:38.01 [5] (0:12.04)	1:25.97 [6] (0:12.35)	1:13.62 [7] (0:12.27)	1:01.35 [7] (0:12.48)	0:48.87 [7] (0:12.32)	0:36.55	+8
6	7 VANCITY Jason Taylor	1	64.3 1800m	0:11.36 1800m	2:04.84 [6] (0:14.42)	1:50.42 [6] (0:11.36)	1:39.06 [6] (0:12.03)	1:27.03 [7] (0:12.22)	1:14.81 [6] (0:12.13)	1:02.68 [6] (0:12.40)	0:50.28 [6] (0:12.47)	0:37.81	+5
7	5 TIME TO TESTIFY Dale Smith	5	65.0 1800m	0:11.37 1800m	2:05.62 [7] (0:14.43)	1:51.19 [7] (0:11.37)	1:39.82 [7] (0:11.59)	1:28.23 [3] (0:12.08)	1:16.15 [3] (0:12.10)	1:04.05 [1] (0:12.53)	0:51.52 [2] (0:12.51)	0:39.01	+12
8	4 MEANASENKO Jace McMurray	6	64.8 Overall	0:11.46 1800m	2:05.77 [8] (0:14.00)	1:51.77 [3] (0:11.46)	1:40.31 [4] (0:11.95)	1:28.36 [4] (0:12.35)	1:16.01 [5] (0:12.25)	1:03.76 [5] (0:12.50)	0:51.26 [5] (0:12.34)	0:38.92	+12

[] Ranking at each section and finish
 -:-:- No data available at this section
 NA No data available

SCN Saddle cloth number
 DNF Did not finish
 DNT Did not track



Aquis Park Gold Coast Poly QLD Professional

Race 2: JP FLYING BENCHMARK 58 Handicap - 2000m

14 December 2024 - 13:39



Track Rating: Synthetic, Weather: Overcast, Rail Position: True

Section							600m	400m	200m			Last 600m
Field Times							0:36.29 (0:12.27)	0:24.02 (0:11.96)	0:12.06 (0:12.06)			0:36.29
Rank	TAB	Horse/Jockey	Barrier	Top Speed [km/h]	Fastest Section	Margin			Distance Travelled [m]			
1	1	CHERBOURG Fiona Sandkuhl	2	64.9 1800m	0:11.34 1800m	0:36.10 [3] (0:12.22)	0:23.88 [3] (0:11.88)	0:12.00 [2] (0:12.00)	2:02.84			0:36.10
2	3	EL ASTEROID Rikki Jamieson	8	66.1 Overall	0:11.39 1800m	0:36.40 [4] (0:12.08)	0:24.32 [2] (0:11.92)	0:12.40 [1] (0:12.40)	2L			0:36.40 +11
3	2	TOROVISTA Corey Sutherland	3	65.5 1800m	0:11.31 1800m	0:36.97 [1] (0:12.27)	0:24.70 [1] (0:12.21)	0:12.49 [3] (0:12.49)	4L			0:36.97 +3
4	6	HIT 'EM UP Matthew Palmer	7	64.3 Overall	0:11.57 1800m	0:36.36 [8] (0:12.35)	0:24.01 [8] (0:12.15)	0:11.86 [5] (0:11.86)	4.5L			0:36.36 +11
5	8	RUDIMENTARY Micheal Hellyer	4	63.8 1800m	0:11.58 1800m	0:36.55 [7] (0:12.24)	0:24.31 [7] (0:12.32)	0:11.99 [4] (0:11.99)	5L			0:36.55 +8
6	7	VANCITY Jason Taylor	1	64.3 1800m	0:11.36 1800m	0:37.81 [6] (0:12.39)	0:25.42 [6] (0:12.61)	0:12.81 [6] (0:12.81)	11.5L			0:37.81 +5
7	5	TIME TO TESTIFY Dale Smith	5	65.0 1800m	0:11.37 1800m	0:39.01 [2] (0:12.59)	0:26.42 [4] (0:12.86)	0:13.56 [7] (0:13.56)	16L			0:39.01 +12
8	4	MEANASENKO Jace McMurray	6	64.8 Overall	0:11.46 1800m	0:38.92 [5] (0:12.49)	0:26.43 [5] (0:12.77)	0:13.66 [8] (0:13.66)	16.8L			0:38.92 +12

[] Ranking at each section and finish
 -:-:- No data available at this section
 NA No data available

SCN Saddle cloth number
 DNF Did not finish
 DNT Did not track



Horse/Jockey Name	Cherbourg
Final Rank	1
Fastest Section Time (Section)	0:11.34 (1800m)
Top Speed [km/h] (Section)	64.9 (1800m)
Race State	Finished



Aquis Park Gold Coast Poly QLD Professional

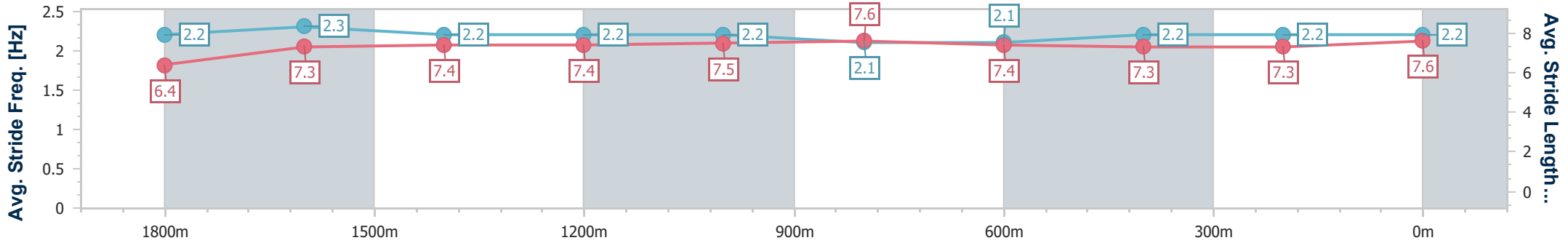
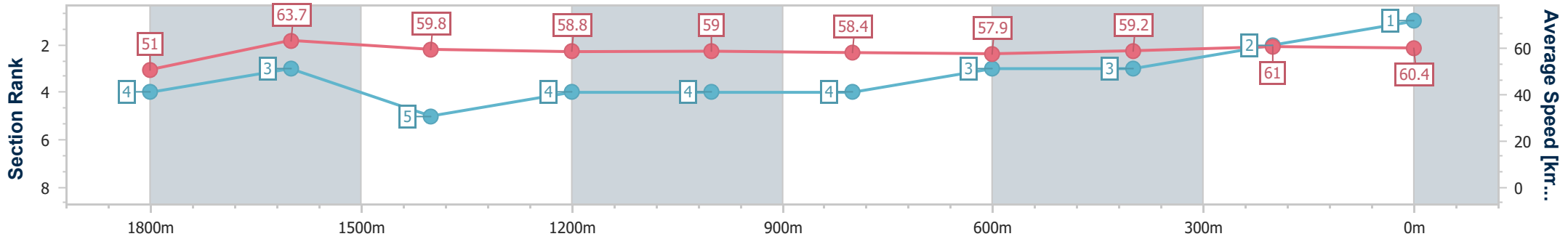
Race 2: JP FLYING BENCHMARK 58 Handicap - 2000m



14 December 2024 - 13:39

Track Rating: Synthetic, Weather: Overcast, Rail Position: True

Section	Overall	1800m	1600m	1400m	1200m	1000m	800m	600m	400m	200m
Section Times	2:02.84 [1] (0:14.05)	1:48.79 [4] (0:11.34)	1:37.45 [3] (0:12.09)	1:25.36 [5] (0:12.26)	1:13.10 [4] (0:12.17)	1:00.93 [4] (0:12.37)	0:48.56 [4] (0:12.46)	0:36.10 [3] (0:12.22)	0:23.88 [3] (0:11.88)	0:12.00 [2] (0:12.00)
Average Speed [km/h]	51.0	63.7	59.8	58.8	59.0	58.4	57.9	59.2	61.0	60.4
Top Speed [km/h]	63.7	64.9	60.8	60.4	60.0	59.0	58.9	60.5	62.1	61.7
Avg. Dist. to Rail [m]	1.3	0.7	0.8	0.3	0.6	0.8	0.6	1.0	4.0	7.1
Avg. Stride Freq. [Hz]	2.2	2.3	2.2	2.2	2.2	2.1	2.1	2.2	2.2	2.2
Avg. Stride Length [m]	6.4	7.3	7.4	7.4	7.5	7.6	7.4	7.3	7.3	7.6



- [] Ranking at each section and finish
- .-.- No data available at this section
- NA No data available



Horse/Jockey Name	El Asteroid
Final Rank	2
Fastest Section Time (Section)	0:11.39 (1800m)
Top Speed [km/h] (Section)	66.1 (Overall)
Race State	Finished



Aquis Park Gold Coast Poly QLD Professional

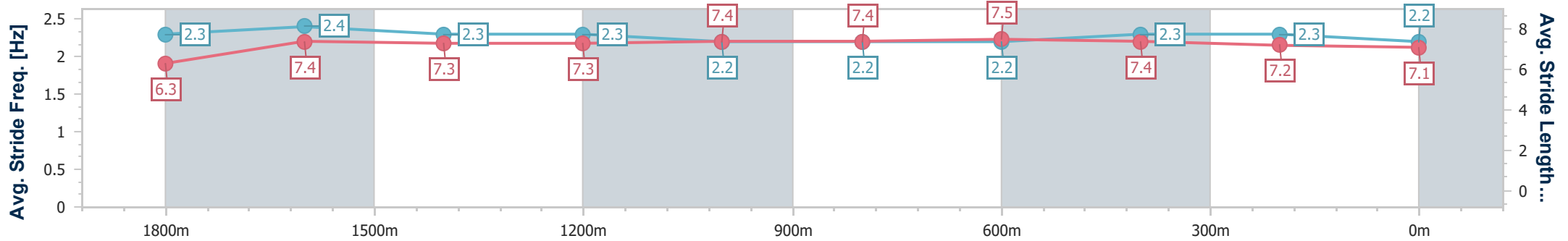
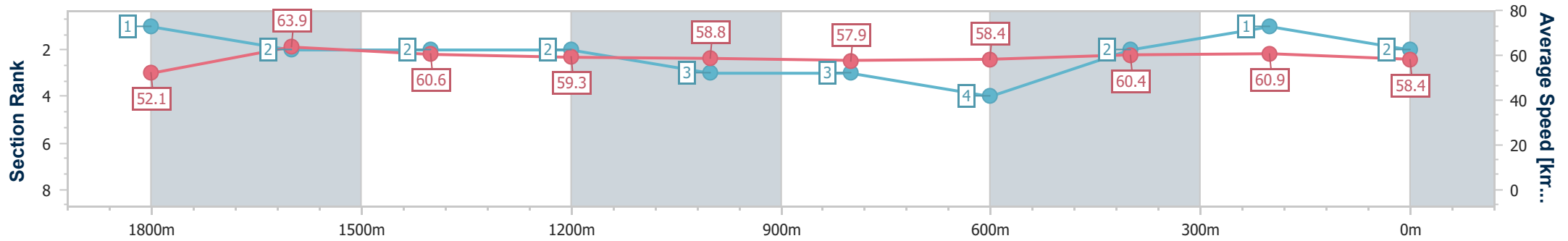
Race 2: JP FLYING BENCHMARK 58 Handicap - 2000m



14 December 2024 - 13:39

Track Rating: Synthetic, Weather: Overcast, Rail Position: True

Section	Overall	1800m	1600m	1400m	1200m	1000m	800m	600m	400m	200m
Section Times	2:03.18 [2] (0:13.84)	1:49.34 [1] (0:11.39)	1:37.95 [2] (0:11.97)	1:25.98 [2] (0:12.26)	1:13.72 [2] (0:12.28)	1:01.44 [3] (0:12.51)	0:48.93 [3] (0:12.53)	0:36.40 [4] (0:12.08)	0:24.32 [2] (0:11.92)	0:12.40 [1] (0:12.40)
Average Speed [km/h]	52.1	63.9	60.6	59.3	58.8	57.9	58.4	60.4	60.9	58.4
Top Speed [km/h]	66.1	65.1	62.0	59.7	59.5	58.6	59.4	61.5	62.5	59.5
Avg. Dist. to Rail [m]	6.8	2.4	2.4	1.6	2.4	2.5	2.6	3.4	1.9	1.8
Avg. Stride Freq. [Hz]	2.3	2.4	2.3	2.3	2.2	2.2	2.2	2.3	2.3	2.2
Avg. Stride Length [m]	6.3	7.4	7.3	7.3	7.4	7.4	7.5	7.4	7.2	7.1



- [] Ranking at each section and finish
- .-.- No data available at this section
- NA No data available



Horse/Jockey Name	Torovista
Final Rank	3
Fastest Section Time (Section)	0:11.31 (1800m)
Top Speed [km/h] (Section)	65.5 (1800m)
Race State	Finished



Aquis Park Gold Coast Poly QLD Professional

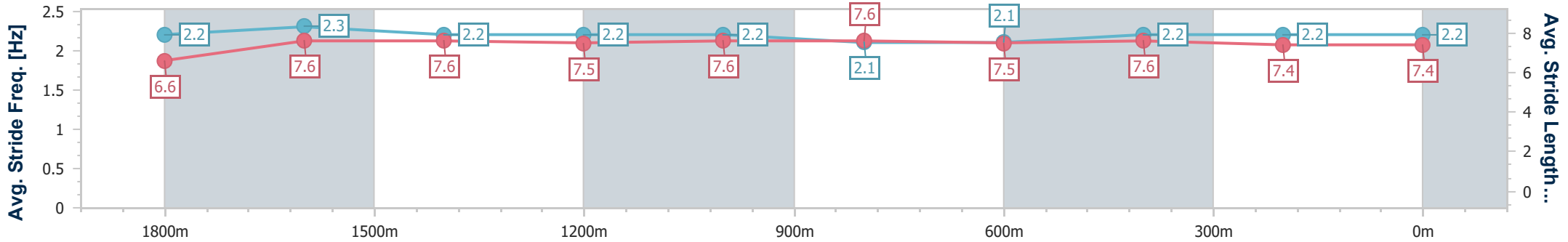
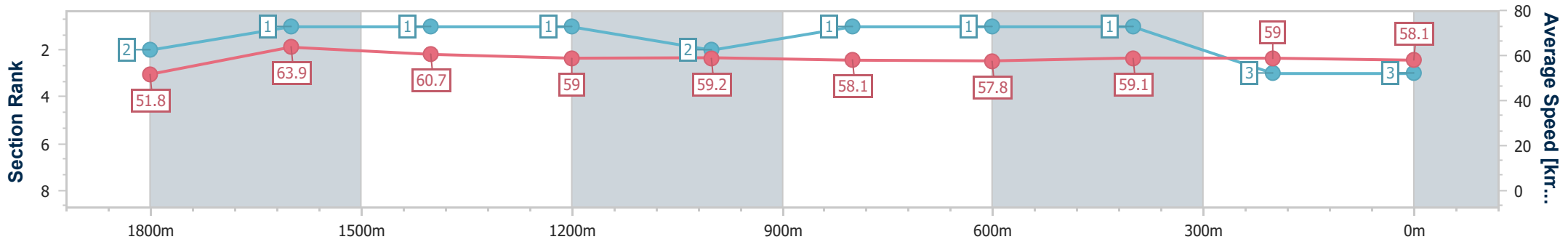
Race 2: JP FLYING BENCHMARK 58 Handicap - 2000m



14 December 2024 - 13:39

Track Rating: Synthetic, Weather: Overcast, Rail Position: True

Section	Overall	1800m	1600m	1400m	1200m	1000m	800m	600m	400m	200m
Section Times	2:03.52 [3] (0:13.86)	1:49.66 [2] (0:11.31)	1:38.35 [1] (0:12.00)	1:26.35 [1] (0:12.25)	1:14.10 [1] (0:12.16)	1:01.94 [2] (0:12.44)	0:49.50 [1] (0:12.53)	0:36.97 [1] (0:12.27)	0:24.70 [1] (0:12.21)	0:12.49 [3] (0:12.49)
Average Speed [km/h]	51.8	63.9	60.7	59.0	59.2	58.1	57.8	59.1	59.0	58.1
Top Speed [km/h]	64.8	65.5	61.2	59.9	60.3	59.1	58.5	59.8	60.0	58.8
Avg. Dist. to Rail [m]	2.3	1.2	1.7	0.7	1.0	1.6	1.4	1.0	0.8	0.8
Avg. Stride Freq. [Hz]	2.2	2.3	2.2	2.2	2.2	2.1	2.1	2.2	2.2	2.2
Avg. Stride Length [m]	6.6	7.6	7.6	7.5	7.6	7.6	7.5	7.6	7.4	7.4



- [] Ranking at each section and finish
- .-.- No data available at this section
- NA No data available



Horse/Jockey Name	Hit 'Em Up
Final Rank	4
Fastest Section Time (Section)	0:11.57 (1800m)
Top Speed [km/h] (Section)	64.3 (Overall)
Race State	Finished



Aquis Park Gold Coast Poly QLD Professional

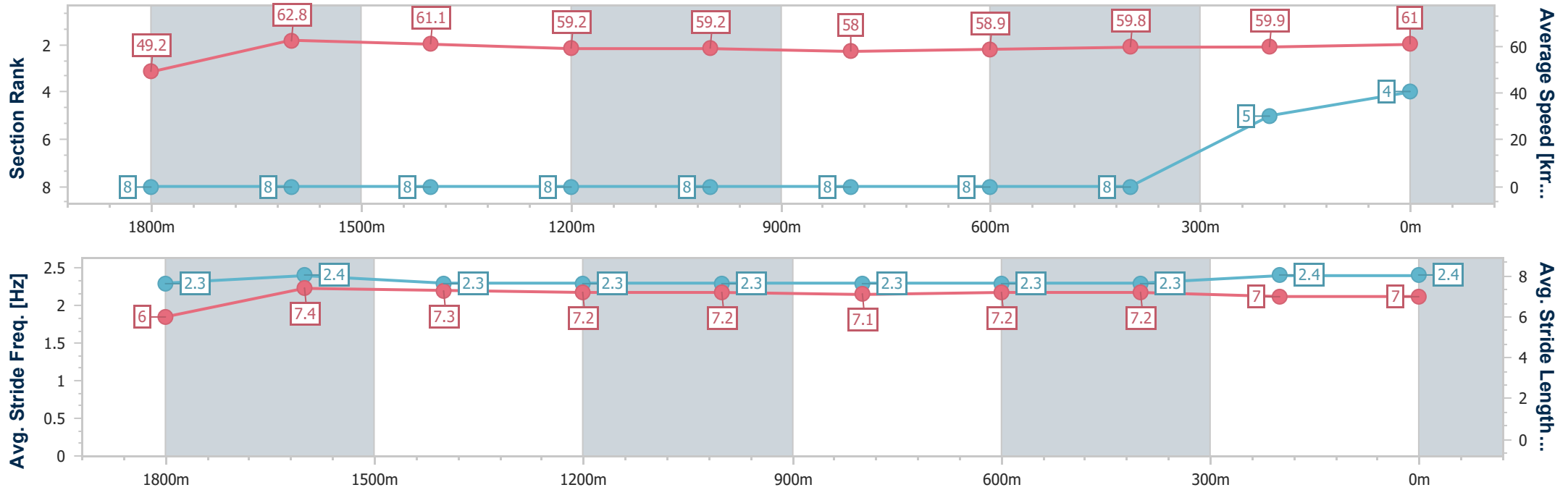
Race 2: JP FLYING BENCHMARK 58 Handicap - 2000m



14 December 2024 - 13:39

Track Rating: Synthetic, Weather: Overcast, Rail Position: True

Section	Overall	1800m	1600m	1400m	1200m	1000m	800m	600m	400m	200m
Section Times	2:03.64 [4] (0:14.62)	1:49.02 [8] (0:11.57)	1:37.45 [8] (0:11.86)	1:25.59 [8] (0:12.27)	1:13.32 [8] (0:12.18)	1:01.14 [8] (0:12.48)	0:48.66 [8] (0:12.30)	0:36.36 [8] (0:12.35)	0:24.01 [8] (0:12.15)	0:11.86 [5] (0:11.86)
Average Speed [km/h]	49.2	62.8	61.1	59.2	59.2	58.0	58.9	59.8	59.9	61.0
Top Speed [km/h]	64.3	63.1	62.2	61.9	60.2	59.3	60.4	60.4	62.0	62.5
Avg. Dist. to Rail [m]	5.7	2.5	2.2	1.5	2.1	1.9	2.0	4.1	6.4	7.0
Avg. Stride Freq. [Hz]	2.3	2.4	2.3	2.3	2.3	2.3	2.3	2.3	2.4	2.4
Avg. Stride Length [m]	6.0	7.4	7.3	7.2	7.2	7.1	7.2	7.2	7.0	7.0



- [] Ranking at each section and finish
- .-.- No data available at this section
- NA No data available



Horse/Jockey Name	Rudimentary
Final Rank	5
Fastest Section Time (Section)	0:11.58 (1800m)
Top Speed [km/h] (Section)	63.8 (1800m)
Race State	Finished



Aquis Park Gold Coast Poly QLD Professional

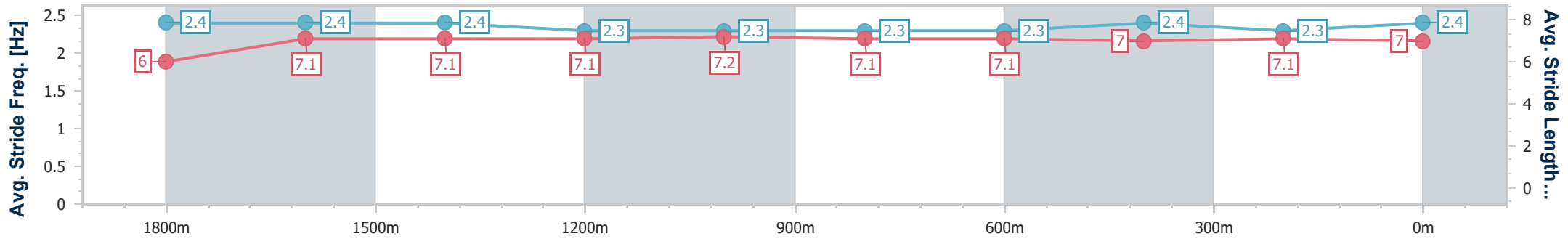
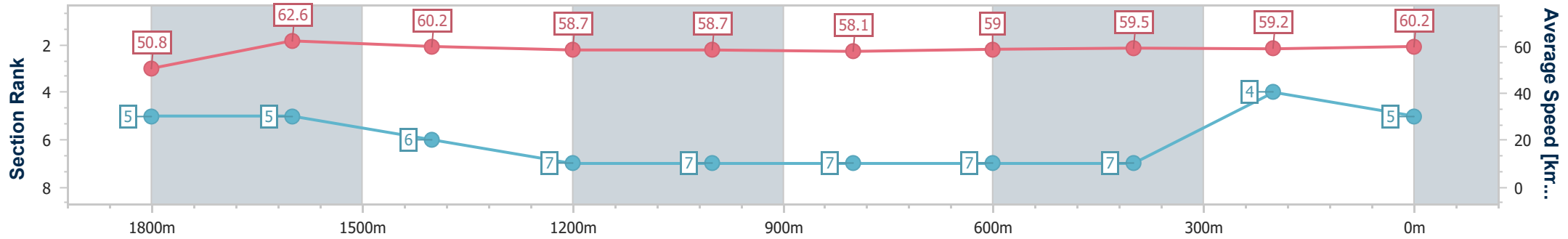
Race 2: JP FLYING BENCHMARK 58 Handicap - 2000m



14 December 2024 - 13:39

Track Rating: Synthetic, Weather: Overcast, Rail Position: True

Section	Overall	1800m	1600m	1400m	1200m	1000m	800m	600m	400m	200m			
Section Times	2:03.74 [5] (0:14.15)	1:49.59 [5] (0:11.58)	1:38.01 [5] (0:12.04)	1:25.97 [6] (0:12.35)	1:13.62 [7] (0:12.27)	1:01.35 [7] (0:12.48)	0:48.87 [7] (0:12.32)	0:36.55 [7] (0:12.24)	0:24.31 [7] (0:12.32)	0:11.99 [4] (0:11.99)			
Average Speed [km/h]	50.8	62.6	60.2	58.7	58.7	58.1	59.0	59.5	59.2	60.2			
Top Speed [km/h]	63.7	63.8	61.4	60.6	59.4	59.2	60.1	60.3	60.8	61.3			
Avg. Dist. to Rail [m]	3.2	2.0	2.4	0.9	1.8	2.2	1.9	2.8	4.8	6.3			
Avg. Stride Freq. [Hz]	2.4	2.4	2.4	2.3	2.3	2.3	2.3	2.4	2.3	2.4			
Avg. Stride Length [m]	6.0	7.1	7.1	7.1	7.2	7.1	7.1	7.0	7.1	7.0			



- [] Ranking at each section and finish
- .-.- No data available at this section
- NA No data available



Horse/Jockey Name	Vancity
Final Rank	6
Fastest Section Time (Section)	0:11.36 (1800m)
Top Speed [km/h] (Section)	64.3 (1800m)
Race State	Finished



Aquis Park Gold Coast Poly QLD Professional

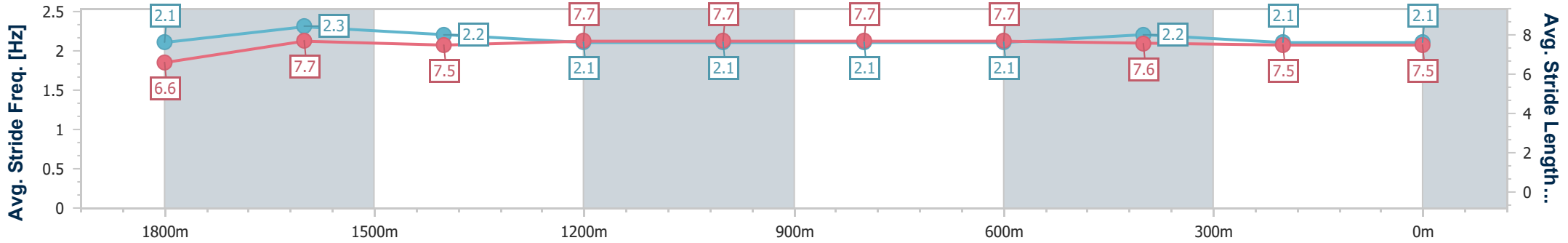
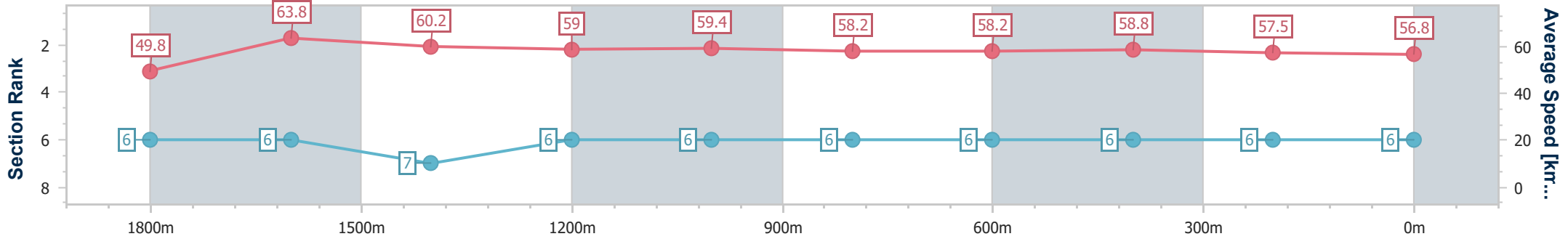
Race 2: JP FLYING BENCHMARK 58 Handicap - 2000m



14 December 2024 - 13:39

Track Rating: Synthetic, Weather: Overcast, Rail Position: True

Section	Overall	1800m	1600m	1400m	1200m	1000m	800m	600m	400m	200m			
Section Times	2:04.84 [6] (0:14.42)	1:50.42 [6] (0:11.36)	1:39.06 [6] (0:12.03)	1:27.03 [7] (0:12.22)	1:14.81 [6] (0:12.13)	1:02.68 [6] (0:12.40)	0:50.28 [6] (0:12.47)	0:37.81 [6] (0:12.39)	0:25.42 [6] (0:12.61)	0:12.81 [6] (0:12.81)			
Average Speed [km/h]	49.8	63.8	60.2	59.0	59.4	58.2	58.2	58.8	57.5	56.8			
Top Speed [km/h]	63.5	64.3	61.2	60.5	60.3	59.1	59.4	60.7	59.0	58.3			
Avg. Dist. to Rail [m]	1.5	1.0	1.2	0.5	1.1	1.3	1.5	2.7	4.2	6.7			
Avg. Stride Freq. [Hz]	2.1	2.3	2.2	2.1	2.1	2.1	2.1	2.2	2.1	2.1			
Avg. Stride Length [m]	6.6	7.7	7.5	7.7	7.7	7.7	7.7	7.6	7.5	7.5			



- [] Ranking at each section and finish
- .-.- No data available at this section
- NA No data available



Horse/Jockey Name	Time To Testify
Final Rank	7
Fastest Section Time (Section)	0:11.37 (1800m)
Top Speed [km/h] (Section)	65.0 (1800m)
Race State	Finished



Aquis Park Gold Coast Poly QLD Professional

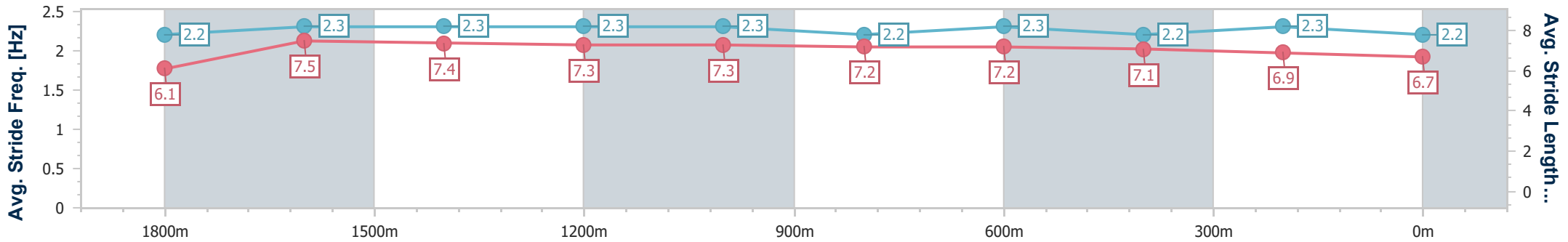
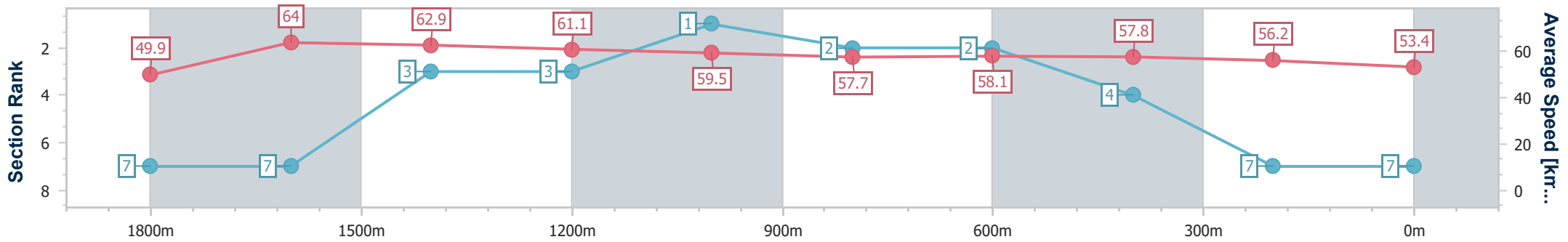
Race 2: JP FLYING BENCHMARK 58 Handicap - 2000m



14 December 2024 - 13:39

Track Rating: Synthetic, Weather: Overcast, Rail Position: True

Section	Overall	1800m	1600m	1400m	1200m	1000m	800m	600m	400m	200m
Section Times	2:05.62 [7] (0:14.43)	1:51.19 [7] (0:11.37)	1:39.82 [7] (0:11.59)	1:28.23 [3] (0:12.08)	1:16.15 [3] (0:12.10)	1:04.05 [1] (0:12.53)	0:51.52 [2] (0:12.51)	0:39.01 [2] (0:12.59)	0:26.42 [4] (0:12.86)	0:13.56 [7] (0:13.56)
Average Speed [km/h]	49.9	64.0	62.9	61.1	59.5	57.7	58.1	57.8	56.2	53.4
Top Speed [km/h]	63.4	65.0	64.0	63.1	60.4	58.8	58.5	60.4	56.6	55.7
Avg. Dist. to Rail [m]	4.0	2.9	3.6	3.1	2.9	2.2	1.6	2.0	2.5	3.8
Avg. Stride Freq. [Hz]	2.2	2.3	2.3	2.3	2.3	2.2	2.3	2.2	2.3	2.2
Avg. Stride Length [m]	6.1	7.5	7.4	7.3	7.3	7.2	7.2	7.1	6.9	6.7



- [] Ranking at each section and finish
- .-.- No data available at this section
- NA No data available



Horse/Jockey Name	Meanasenko
Final Rank	8
Fastest Section Time (Section)	0:11.46 (1800m)
Top Speed [km/h] (Section)	64.8 (Overall)
Race State	Finished



Aquis Park Gold Coast Poly QLD Professional

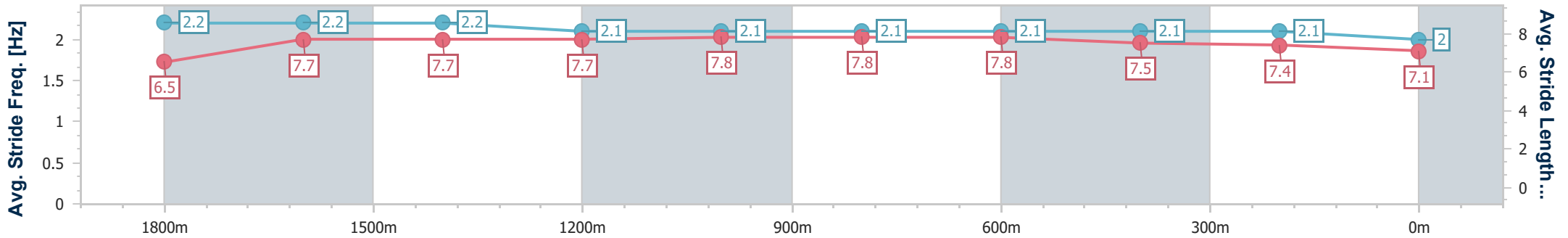
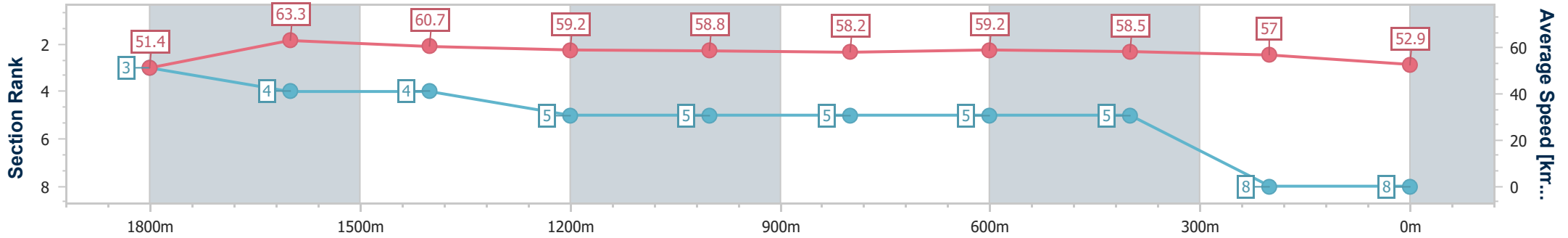
Race 2: JP FLYING BENCHMARK 58 Handicap - 2000m



14 December 2024 - 13:39

Track Rating: Synthetic, Weather: Overcast, Rail Position: True

Section	Overall	1800m	1600m	1400m	1200m	1000m	800m	600m	400m	200m		
Section Times	2:05.77 [8] (0:14.00)	1:51.77 [3] (0:11.46)	1:40.31 [4] (0:11.95)	1:28.36 [4] (0:12.35)	1:16.01 [5] (0:12.25)	1:03.76 [5] (0:12.50)	0:51.26 [5] (0:12.34)	0:38.92 [5] (0:12.49)	0:26.43 [5] (0:12.77)	0:13.66 [8] (0:13.66)		
Average Speed [km/h]	51.4	63.3	60.7	59.2	58.8	58.2	59.2	58.5	57.0	52.9		
Top Speed [km/h]	64.8	64.7	62.3	61.2	59.8	58.6	61.4	61.4	58.5	57.3		
Avg. Dist. to Rail [m]	5.1	2.6	2.5	2.0	2.1	2.4	2.4	3.8	4.2	5.2		
Avg. Stride Freq. [Hz]	2.2	2.2	2.2	2.1	2.1	2.1	2.1	2.1	2.1	2.0		
Avg. Stride Length [m]	6.5	7.7	7.7	7.7	7.8	7.8	7.8	7.5	7.4	7.1		



- [] Ranking at each section and finish
- .-.- No data available at this section
- NA No data available