



Aquis Park Gold Coast Poly QLD Professional
Race 4: AMALGAMATED BUILDING REFURBISHMENT BENCHMARK 55
Handicap - 1050m
14 December 2024 - 14:54



Track Rating: Synthetic, Weather: Overcast, Rail Position: True

Section		Overall	1000m	800m	600m	400m	200m	Last 600m					
Field Times		1:00.57 (0:04.98)	0:55.59 (0:11.03)	0:44.56 (0:10.98)	0:33.58 (0:10.86)	0:22.72 (0:10.97)	0:11.75 (0:11.75)	0:33.58					
Rank	TAB Horse/Jockey	Barrier	Top Speed [km/h]	Fastest Section							Margin	Distance Travelled [m]	
1	1 I AM VOODOO Corey Sutherland	8	68.2 600m	0:05.02 Overall	1:00.57 [1] (0:05.02)	0:55.55 [2] (0:10.99)	0:44.56 [1] (0:11.07)	0:33.49 [3] (0:10.84)	0:22.65 [2] (0:10.90)	0:11.75 [1] (0:11.75)	1:00.57	0:33.49	
2	7 ROCK LOBSTER Dale Smith	4	68.0 1000m	0:05.05 Overall	1:00.68 [2] (0:05.05)	0:55.63 [4] (0:11.22)	0:44.41 [4] (0:10.90)	0:33.51 [4] (0:10.97)	0:22.54 [4] (0:11.01)	0:11.53 [4] (0:11.53)	0.5L	0:33.51	-2
3	5 VELVET Sariah Champkin	5	67.5 600m	0:04.98 Overall	1:00.77 [3] (0:04.98)	0:55.79 [1] (0:11.07)	0:44.72 [2] (0:10.94)	0:33.78 [1] (0:10.96)	0:22.82 [3] (0:11.10)	0:11.72 [3] (0:11.72)	0.9L	0:33.78	-1
4	2 HER EXPENSE Jace McMurray	1	67.5 800m	0:05.04 Overall	1:00.83 [4] (0:05.04)	0:55.79 [3] (0:11.19)	0:44.60 [3] (0:10.80)	0:33.80 [2] (0:10.82)	0:22.98 [1] (0:11.13)	0:11.85 [2] (0:11.85)	1.2L	0:33.80	-9

Scratched: Sunshine Highway (#4), Prometio Mas (#8), Madame Pearl's (#3), Torque About Magic (#6)

[] Ranking at each section and finish
 -:-:-:- No data available at this section
 NA No data available

SCN Saddle cloth number
 DNF Did not finish
 DNT Did not track



Horse/Jockey Name	I Am Voodoo
Final Rank	1
Fastest Section Time (Section)	0:05.02 (Overall)
Top Speed [km/h] (Section)	68.2 (600m)
Race State	Finished



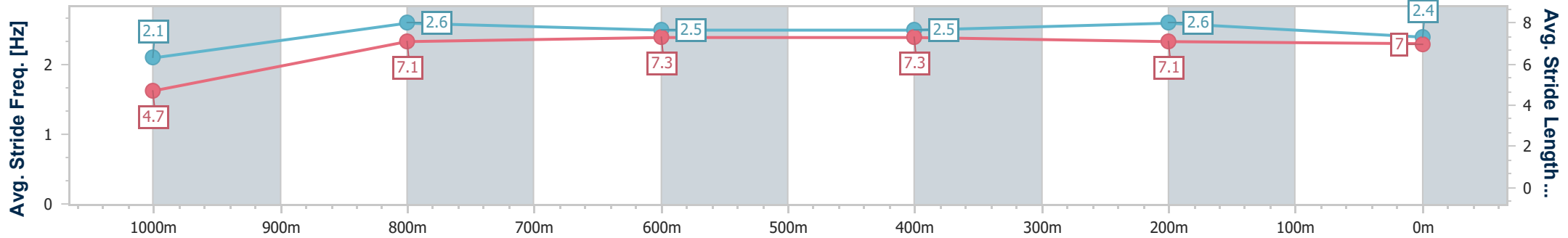
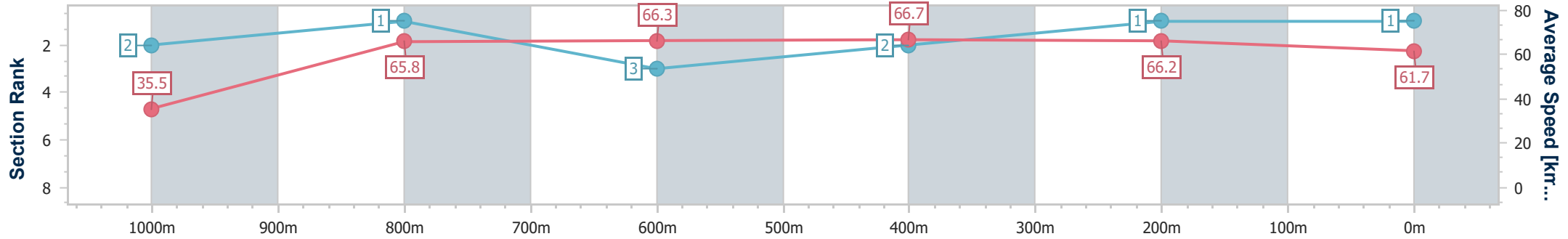
Aquis Park Gold Coast Poly QLD Professional
Race 4: AMALGAMATED BUILDING REFURBISHMENT
BENCHMARK 55 Handicap - 1050m



14 December 2024 - 14:54

Track Rating: Synthetic, Weather: Overcast, Rail Position: True

Section	Overall	1000m	800m	600m	400m	200m
Section Times	1:00.57 [1] (0:05.02)	0:55.55 [2] (0:10.99)	0:44.56 [1] (0:11.07)	0:33.49 [3] (0:10.84)	0:22.65 [2] (0:10.90)	0:11.75 [1] (0:11.75)
Average Speed [km/h]	35.5	65.8	66.3	66.7	66.2	61.7
Top Speed [km/h]	57.3	68.2	67.3	68.2	67.8	64.3
Avg. Dist. to Rail [m]	4.3	2.0	2.8	1.9	1.7	5.1
Avg. Stride Freq. [Hz]	2.1	2.6	2.5	2.5	2.6	2.4
Avg. Stride Length [m]	4.7	7.1	7.3	7.3	7.1	7.0



- [] Ranking at each section and finish
- .-.- No data available at this section
- NA No data available



Horse/Jockey Name	Rock Lobster
Final Rank	2
Fastest Section Time (Section)	0:05.05 (Overall)
Top Speed [km/h] (Section)	68.0 (1000m)
Race State	Finished



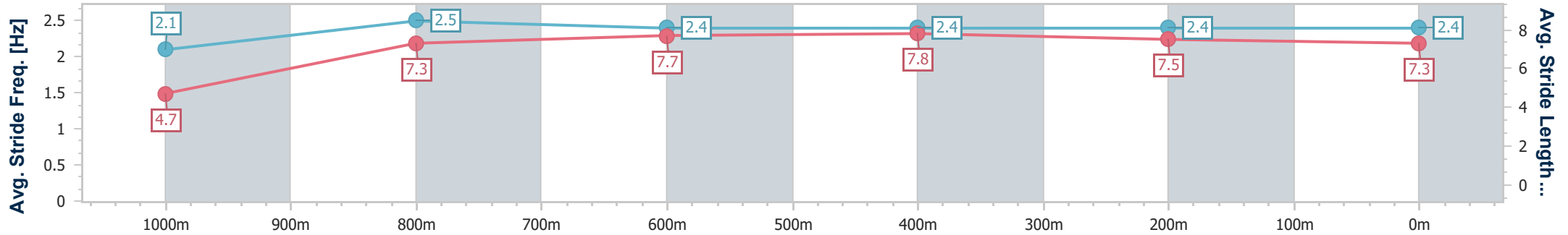
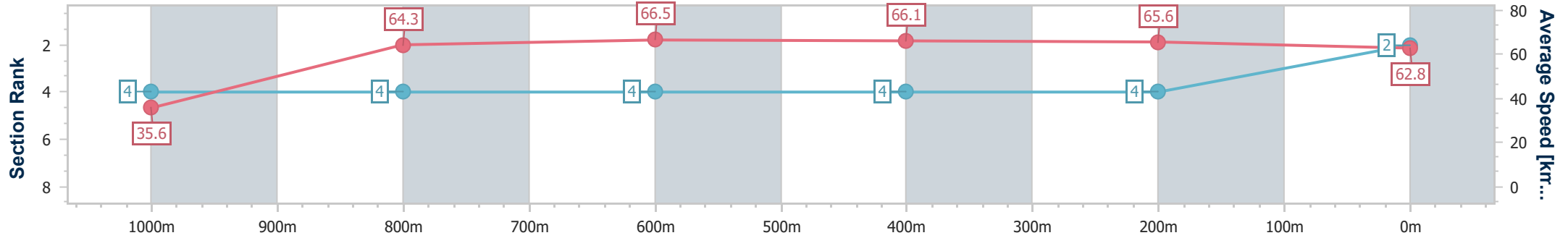
Aquis Park Gold Coast Poly QLD Professional
Race 4: AMALGAMATED BUILDING REFURBISHMENT
BENCHMARK 55 Handicap - 1050m



14 December 2024 - 14:54

Track Rating: Synthetic, Weather: Overcast, Rail Position: True

Section	Overall	1000m	800m	600m	400m	200m
Section Times	1:00.68 [2] (0:05.05)	0:55.63 [4] (0:11.22)	0:44.41 [4] (0:10.90)	0:33.51 [4] (0:10.97)	0:22.54 [4] (0:11.01)	0:11.53 [4] (0:11.53)
Average Speed [km/h]	35.6	64.3	66.5	66.1	65.6	62.8
Top Speed [km/h]	55.0	68.0	67.3	67.0	67.9	65.2
Avg. Dist. to Rail [m]	2.4	0.9	1.2	1.2	2.6	5.5
Avg. Stride Freq. [Hz]	2.1	2.5	2.4	2.4	2.4	2.4
Avg. Stride Length [m]	4.7	7.3	7.7	7.8	7.5	7.3



- [] Ranking at each section and finish
- .-.- No data available at this section
- NA No data available



Horse/Jockey Name	Velvet
Final Rank	3
Fastest Section Time (Section)	0:04.98 (Overall)
Top Speed [km/h] (Section)	67.5 (600m)
Race State	Finished



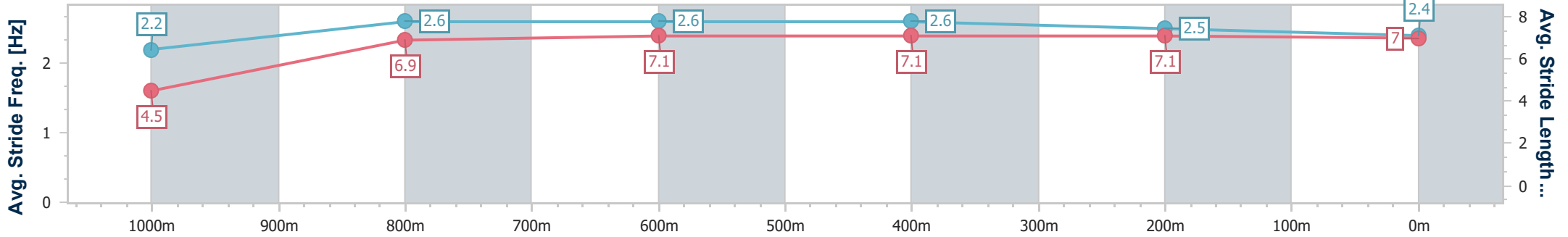
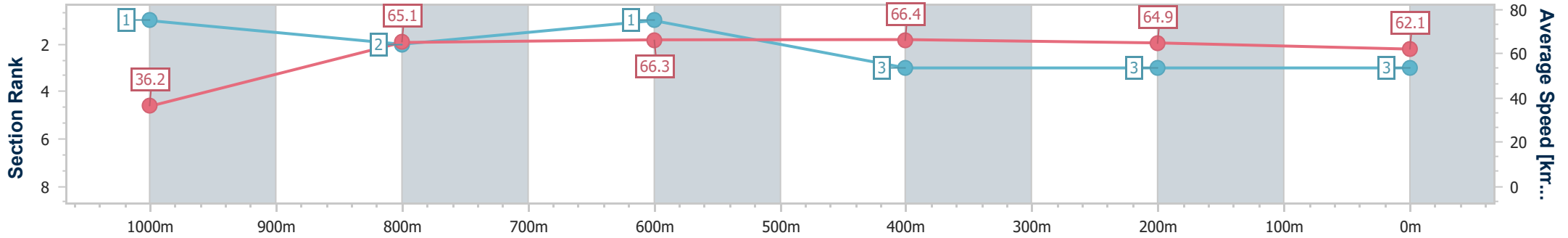
Aquis Park Gold Coast Poly QLD Professional
 Race 4: AMALGAMATED BUILDING REFURBISHMENT
 BENCHMARK 55 Handicap - 1050m



14 December 2024 - 14:54

Track Rating: Synthetic, Weather: Overcast, Rail Position: True

Section	Overall	1000m	800m	600m	400m	200m
Section Times	1:00.77 [3] (0:04.98)	0:55.79 [1] (0:11.07)	0:44.72 [2] (0:10.94)	0:33.78 [1] (0:10.96)	0:22.82 [3] (0:11.10)	0:11.72 [3] (0:11.72)
Average Speed [km/h]	36.2	65.1	66.3	66.4	64.9	62.1
Top Speed [km/h]	57.9	67.0	67.5	67.5	66.2	63.6
Avg. Dist. to Rail [m]	3.0	0.8	1.5	2.8	1.3	4.9
Avg. Stride Freq. [Hz]	2.2	2.6	2.6	2.6	2.5	2.4
Avg. Stride Length [m]	4.5	6.9	7.1	7.1	7.1	7.0



- [] Ranking at each section and finish
- .-.- No data available at this section
- NA No data available



Horse/Jockey Name	Her Expense
Final Rank	4
Fastest Section Time (Section)	0:05.04 (Overall)
Top Speed [km/h] (Section)	67.5 (800m)
Race State	Finished



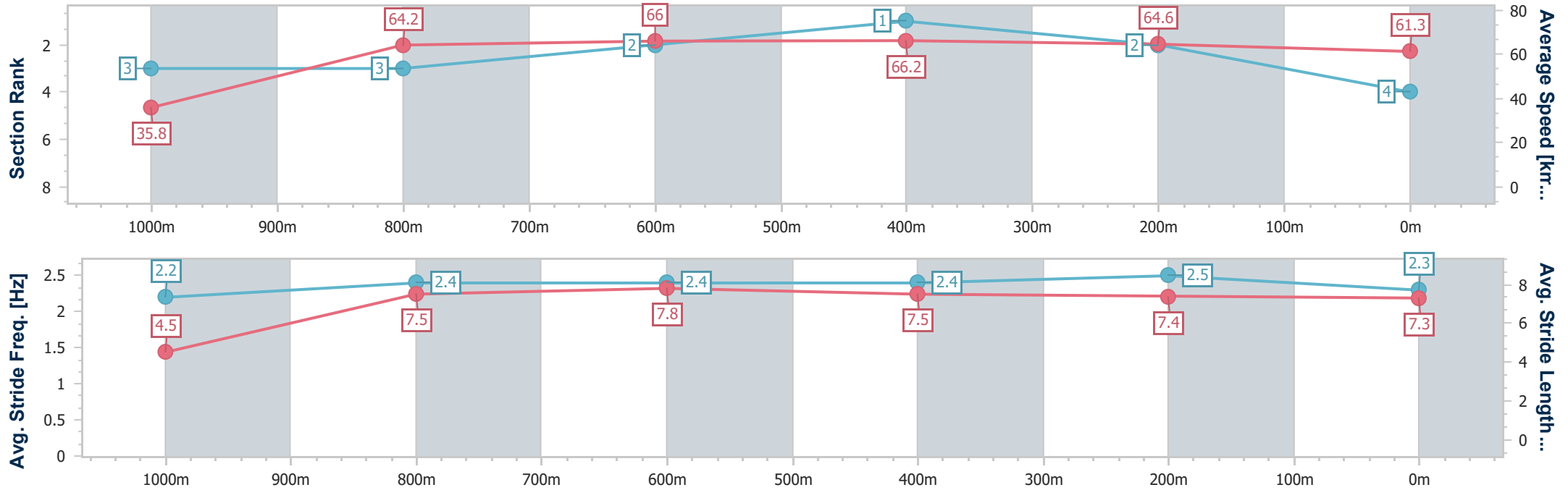
Aquis Park Gold Coast Poly QLD Professional
Race 4: AMALGAMATED BUILDING REFURBISHMENT
BENCHMARK 55 Handicap - 1050m



14 December 2024 - 14:54

Track Rating: Synthetic, Weather: Overcast, Rail Position: True

Section	Overall	1000m	800m	600m	400m	200m
Section Times	1:00.83 [4] (0:05.04)	0:55.79 [3] (0:11.19)	0:44.60 [3] (0:10.80)	0:33.80 [2] (0:10.82)	0:22.98 [1] (0:11.13)	0:11.85 [2] (0:11.85)
Average Speed [km/h]	35.8	64.2	66.0	66.2	64.6	61.3
Top Speed [km/h]	55.5	67.0	67.5	67.5	65.8	63.0
Avg. Dist. to Rail [m]	0.8	0.8	1.5	0.6	0.7	3.4
Avg. Stride Freq. [Hz]	2.2	2.4	2.4	2.4	2.5	2.3
Avg. Stride Length [m]	4.5	7.5	7.8	7.5	7.4	7.3



- [] Ranking at each section and finish
- .-.-.- No data available at this section
- NA No data available