



Eagle Farm QLD Professional

Race 9: NOVA 106.9 Class 3 Plate - 1400m

14 December 2024 - 17:14



BRISBANE
RACING CLUB

Track Rating: Heavy 10, Weather: Showers, Rail Position: +2m Entire

Section		Overall	1200m	1000m	800m	600m	400m	Last 600m				
Field Times		1:25.18 (0:13.57)	1:11.61 (0:10.90)	1:00.71 (0:11.73)	0:48.98 (0:11.96)	0:37.02 (0:12.14)	0:24.88 (0:11.97)	0:37.02				
Rank	TAB Horse/Jockey	Barrier	Top Speed [km/h]	Fastest Section	Distance Travelled [m]							
1	9 ZOOLOGY Ashley Morgan	11	65.9 1200m	0:11.09 1200m	1:25.18 [1] (0:13.85)	1:11.33 [4] (0:11.09)	1:00.24 [5] (0:11.58)	0:48.66 [5] (0:11.91)	0:36.75 [4] (0:11.96)	0:24.79 [3] (0:11.88)	0:36.75	
2	6 BOOM SHOT Kyle Wilson-Taylor	4	67.0 1200m	0:11.03 1200m	1:25.50 [2] (0:14.26)	1:11.24 [8] (0:11.03)	1:00.21 [8] (0:11.62)	0:48.59 [8] (0:11.91)	0:36.68 [8] (0:11.91)	0:24.77 [6] (0:11.88)	0:36.68	+0
3	20 ZAHER Angela Jones	10	65.7 1200m	0:11.10 1200m	1:25.82 [3] (0:14.18)	1:11.64 [7] (0:11.10)	1:00.54 [7] (0:11.54)	0:49.00 [7] (0:11.91)	0:37.09 [7] (0:12.23)	0:24.86 [8] (0:11.94)	0:37.09	+2
4	13 COSMIC BEAUTY Jag Guthmann-Chester	12	67.4 1200m	0:10.92 1200m	1:25.96 [4] (0:13.75)	1:12.21 [3] (0:10.92)	1:01.29 [3] (0:11.54)	0:49.75 [2] (0:12.05)	0:37.70 [2] (0:12.04)	0:25.66 [1] (0:12.11)	0:37.70	+0
5	12 THAT'S AN EXTRA Justin Huxtable	3	67.2 1200m	0:10.81 1200m	1:26.60 [5] (0:13.91)	1:12.69 [5] (0:10.81)	1:01.88 [4] (0:11.67)	0:50.21 [4] (0:11.98)	0:38.23 [3] (0:12.05)	0:26.18 [4] (0:12.60)	0:38.23	-2
6	19 BIGCAT Emily Lang	2	66.9 1200m	0:10.90 1200m	1:26.68 [6] (0:13.57)	1:13.11 [1] (0:10.90)	1:02.21 [1] (0:11.73)	0:50.48 [1] (0:11.96)	0:38.52 [1] (0:12.17)	0:26.35 [2] (0:12.55)	0:38.52	+0
7	18 FLYWHEEL Robbie Dolan	5	66.8 1200m	0:11.06 1200m	1:26.76 [7] (0:14.11)	1:12.65 [6] (0:11.06)	1:01.59 [6] (0:11.58)	0:50.01 [6] (0:11.89)	0:38.12 [6] (0:12.15)	0:25.97 [7] (0:12.27)	0:38.12	+1
8	15 SIMPLY FUN Cejay Graham	1	67.6 1200m	0:10.91 1200m	1:27.75 [8] (0:13.69)	1:14.06 [2] (0:10.91)	1:03.15 [2] (0:11.78)	0:51.37 [3] (0:12.09)	0:39.28 [5] (0:12.13)	0:27.15 [5] (0:12.73)	0:39.28	-3

Scratched: Runwiththetide (#8), Jovita (#10), Treporti (#5), Lord Of Biscay (#17), Red Defcon (#16), American Phireball (#1), Bandasha (#2), Liberty Steps (#7), Master Copy (#4), Larrikin Rogue (#3), Provanc

[] Ranking at each section and finish
 -:-:- No data available at this section
 NA No data available

SCN Saddle cloth number
 DNF Did not finish
 DNT Did not track



Eagle Farm QLD Professional
Race 9: NOVA 106.9 Class 3 Plate - 1400m
14 December 2024 - 17:14



Track Rating: Heavy 10, Weather: Showers, Rail Position: +2m Entire

Section							200m			Last 600m
Field Times							0:12.91			0:37.02
							(0:12.91)			
Rank	TAB	Horse/Jockey	Barrier	Top Speed [km/h]	Fastest Section	Margin			Distance Travelled [m]	
1	9	ZOOLOGY Ashley Morgan	11	65.9 1200m	0:11.09 1200m	0:12.91 [1] (0:12.91)	1:25.18			0:36.75
2	6	BOOM SHOT Kyle Wilson-Taylor	4	67.0 1200m	0:11.03 1200m	0:12.89 [3] (0:12.89)	1.88L			0:36.68 +0
3	20	ZAHER Angela Jones	10	65.7 1200m	0:11.10 1200m	0:12.92 [5] (0:12.92)	3.73L			0:37.09 +2
4	13	COSMIC BEAUTY Jag Guthmann-Chester	12	67.4 1200m	0:10.92 1200m	0:13.55 [2] (0:13.55)	4.59L			0:37.70 +0
5	12	THAT'S AN EXTRA Justin Huxtable	3	67.2 1200m	0:10.81 1200m	0:13.58 [6] (0:13.58)	8.35L			0:38.23 -2
6	19	BIGCAT Emily Lang	2	66.9 1200m	0:10.90 1200m	0:13.80 [4] (0:13.80)	8.81L			0:38.52 +0
7	18	FLYWHEEL Robbie Dolan	5	66.8 1200m	0:11.06 1200m	0:13.70 [7] (0:13.70)	9.27L			0:38.12 +1
8	15	SIMPLY FUN Cejay Graham	1	67.6 1200m	0:10.91 1200m	0:14.42 [8] (0:14.42)	15.09L			0:39.28 -3

Scratched: Runwiththetide (#8), Jovita (#10), Treporti (#5), Lord Of Biscay (#17), Red Defcon (#16), American Phireball (#1), Bandasha (#2), Liberty Steps (#7), Master Copy (#4), Larrikin Rogue (#3), Provanc

[] Ranking at each section and finish
 -:-:- No data available at this section
 NA No data available

SCN Saddle cloth number
 DNF Did not finish
 DNT Did not track



Horse/Jockey Name	Zoology
Final Rank	1
Fastest Section Time (Section)	0:11.09 (1200m)
Top Speed [km/h] (Section)	65.9 (1200m)
Race State	Finished



Eagle Farm QLD Professional

Race 9: NOVA 106.9 Class 3 Plate - 1400m

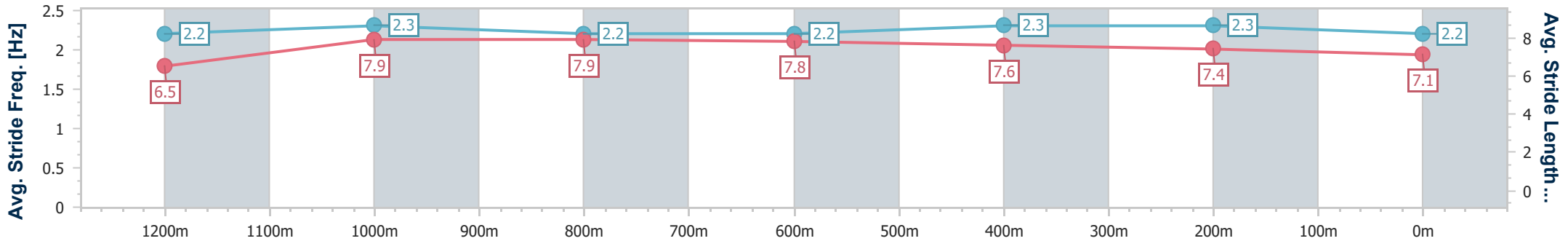
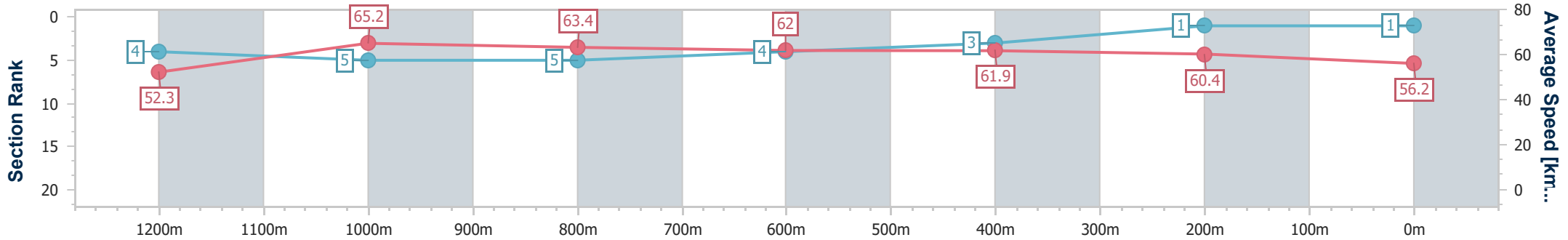
14 December 2024 - 17:14

Track Rating: Heavy 10, Weather: Showers, Rail Position: +2m Entire



BRISBANE RACING CLUB

Section	Overall	1200m	1000m	800m	600m	400m	200m
Section Times	1:25.18 [1] (0:13.85)	1:11.33 [4] (0:11.09)	1:00.24 [5] (0:11.58)	0:48.66 [5] (0:11.91)	0:36.75 [4] (0:11.96)	0:24.79 [3] (0:11.88)	0:12.91 [1] (0:12.91)
Average Speed [km/h]	52.3	65.2	63.4	62.0	61.9	60.4	56.2
Top Speed [km/h]	65.2	65.9	64.8	63.0	63.0	62.9	58.9
Avg. Dist. to Rail [m]	7.4	4.5	4.5	4.7	6.0	10.7	9.7
Avg. Stride Freq. [Hz]	2.2	2.3	2.2	2.2	2.3	2.3	2.2
Avg. Stride Length [m]	6.5	7.9	7.9	7.8	7.6	7.4	7.1



- [] Ranking at each section and finish
- .-.- No data available at this section
- NA No data available



Horse/Jockey Name	Boom Shot
Final Rank	2
Fastest Section Time (Section)	0:11.03 (1200m)
Top Speed [km/h] (Section)	67.0 (1200m)
Race State	Finished



Eagle Farm QLD Professional

Race 9: NOVA 106.9 Class 3 Plate - 1400m

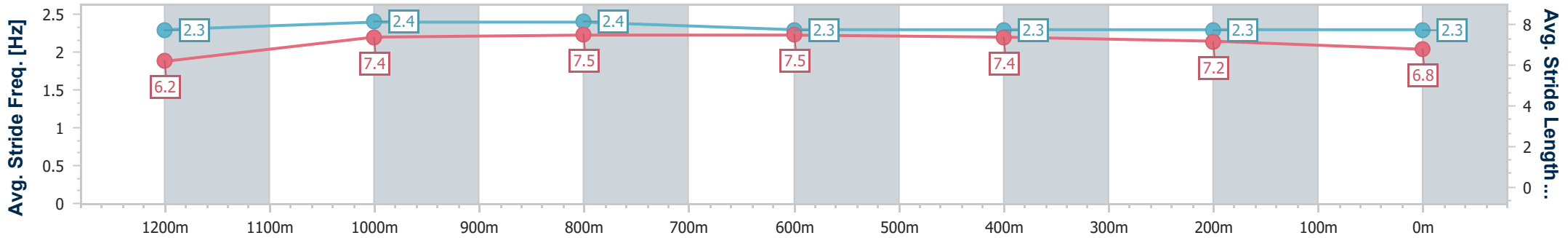
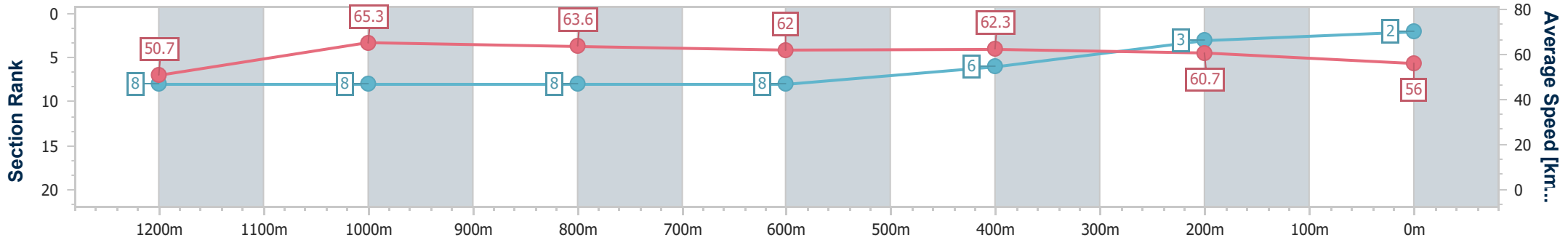
14 December 2024 - 17:14

Track Rating: Heavy 10, Weather: Showers, Rail Position: +2m Entire



BRISBANE RACING CLUB

Section	Overall	1200m	1000m	800m	600m	400m	200m
Section Times	1:25.50 [2] (0:14.26)	1:11.24 [8] (0:11.03)	1:00.21 [8] (0:11.62)	0:48.59 [8] (0:11.91)	0:36.68 [8] (0:11.91)	0:24.77 [6] (0:11.88)	0:12.89 [3] (0:12.89)
Average Speed [km/h]	50.7	65.3	63.6	62.0	62.3	60.7	56.0
Top Speed [km/h]	64.9	67.0	65.4	63.0	63.4	61.8	58.4
Avg. Dist. to Rail [m]	5.2	5.0	4.7	5.7	6.0	11.1	10.7
Avg. Stride Freq. [Hz]	2.3	2.4	2.4	2.3	2.3	2.3	2.3
Avg. Stride Length [m]	6.2	7.4	7.5	7.5	7.4	7.2	6.8



- [] Ranking at each section and finish
- .-.- No data available at this section
- NA No data available



Horse/Jockey Name	Zaher
Final Rank	3
Fastest Section Time (Section)	0:11.10 (1200m)
Top Speed [km/h] (Section)	65.7 (1200m)
Race State	Finished



Eagle Farm QLD Professional

Race 9: NOVA 106.9 Class 3 Plate - 1400m

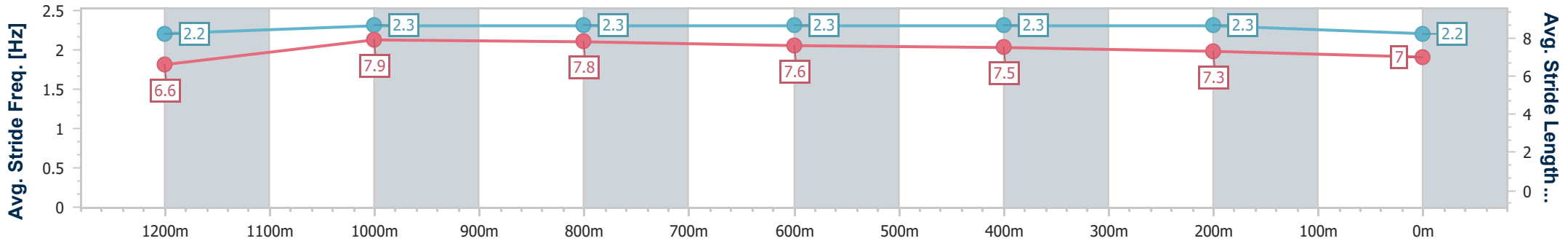
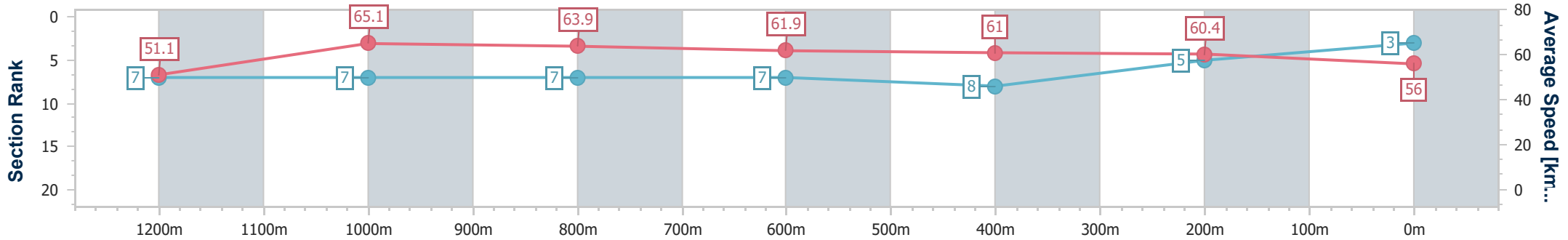
14 December 2024 - 17:14

Track Rating: Heavy 10, Weather: Showers, Rail Position: +2m Entire



BRISBANE RACING CLUB

Section	Overall	1200m	1000m	800m	600m	400m	200m
Section Times	1:25.82 [3] (0:14.18)	1:11.64 [7] (0:11.10)	1:00.54 [7] (0:11.54)	0:49.00 [7] (0:11.91)	0:37.09 [7] (0:12.23)	0:24.86 [8] (0:11.94)	0:12.92 [5] (0:12.92)
Average Speed [km/h]	51.1	65.1	63.9	61.9	61.0	60.4	56.0
Top Speed [km/h]	64.8	65.7	65.5	63.6	62.3	62.4	58.7
Avg. Dist. to Rail [m]	7.1	5.6	4.5	5.1	7.4	13.2	12.8
Avg. Stride Freq. [Hz]	2.2	2.3	2.3	2.3	2.3	2.3	2.2
Avg. Stride Length [m]	6.6	7.9	7.8	7.6	7.5	7.3	7.0



- [] Ranking at each section and finish
- .-.- No data available at this section
- NA No data available



Horse/Jockey Name	Cosmic Beauty
Final Rank	4
Fastest Section Time (Section)	0:10.92 (1200m)
Top Speed [km/h] (Section)	67.4 (1200m)
Race State	Finished



Eagle Farm QLD Professional

Race 9: NOVA 106.9 Class 3 Plate - 1400m

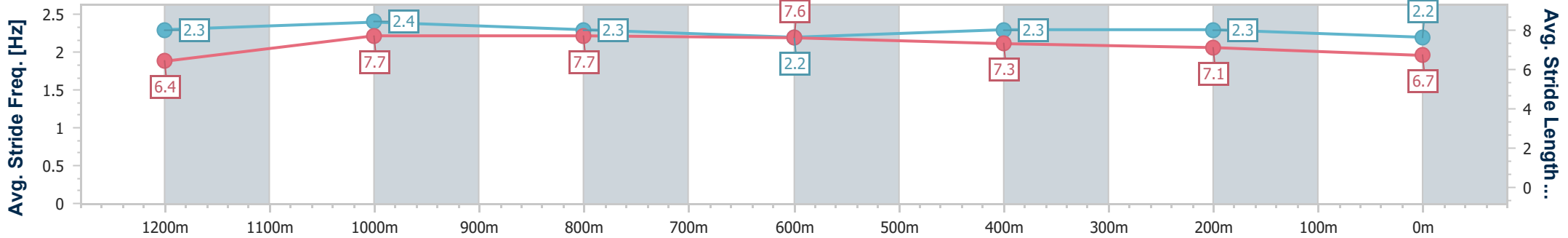
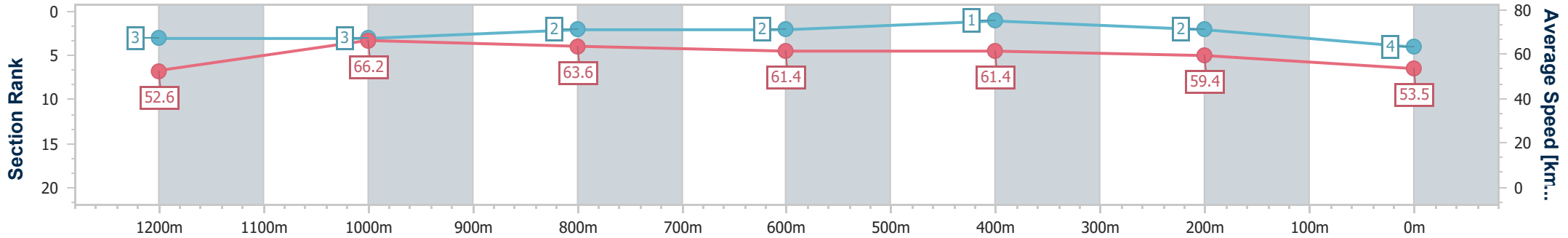
14 December 2024 - 17:14

Track Rating: Heavy 10, Weather: Showers, Rail Position: +2m Entire



BRISBANE RACING CLUB

Section	Overall	1200m	1000m	800m	600m	400m	200m
Section Times	1:25.96 [4] (0:13.75)	1:12.21 [3] (0:10.92)	1:01.29 [3] (0:11.54)	0:49.75 [2] (0:12.05)	0:37.70 [2] (0:12.04)	0:25.66 [1] (0:12.11)	0:13.55 [2] (0:13.55)
Average Speed [km/h]	52.6	66.2	63.6	61.4	61.4	59.4	53.5
Top Speed [km/h]	66.7	67.4	66.4	61.8	63.0	61.9	57.3
Avg. Dist. to Rail [m]	8.7	5.5	4.3	5.2	5.4	9.7	7.7
Avg. Stride Freq. [Hz]	2.3	2.4	2.3	2.2	2.3	2.3	2.2
Avg. Stride Length [m]	6.4	7.7	7.7	7.6	7.3	7.1	6.7



- [] Ranking at each section and finish
- .-.- No data available at this section
- NA No data available



Horse/Jockey Name	That's An Extra
Final Rank	5
Fastest Section Time (Section)	0:10.81 (1200m)
Top Speed [km/h] (Section)	67.2 (1200m)
Race State	Finished



Eagle Farm QLD Professional

Race 9: NOVA 106.9 Class 3 Plate - 1400m

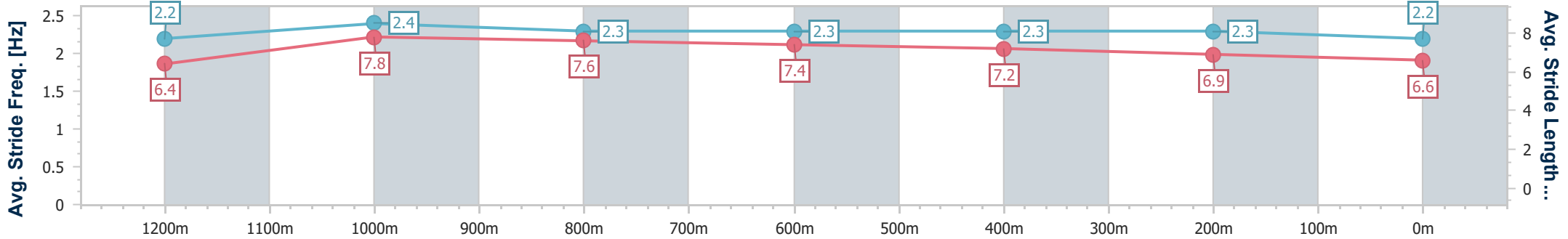
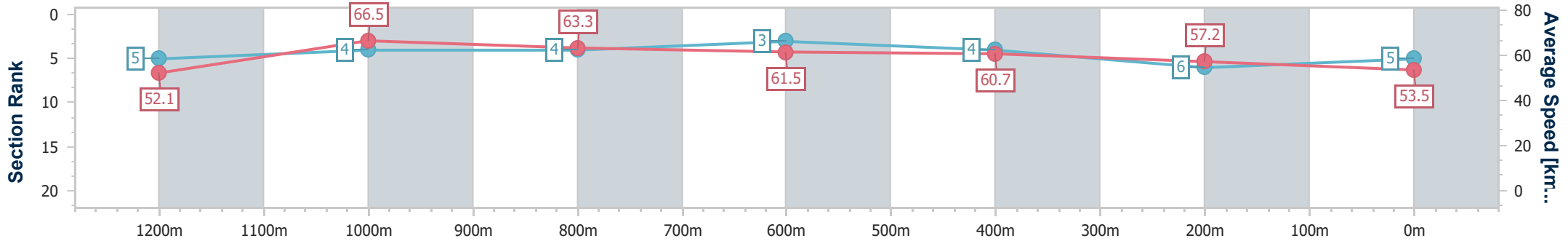
14 December 2024 - 17:14

Track Rating: Heavy 10, Weather: Showers, Rail Position: +2m Entire



BRISBANE RACING CLUB

Section	Overall	1200m	1000m	800m	600m	400m	200m
Section Times	1:26.60 [5] (0:13.91)	1:12.69 [5] (0:10.81)	1:01.88 [4] (0:11.67)	0:50.21 [4] (0:11.98)	0:38.23 [3] (0:12.05)	0:26.18 [4] (0:12.60)	0:13.58 [6] (0:13.58)
Average Speed [km/h]	52.1	66.5	63.3	61.5	60.7	57.2	53.5
Top Speed [km/h]	66.3	67.2	65.3	61.9	61.8	59.1	55.2
Avg. Dist. to Rail [m]	4.4	3.8	5.0	4.9	3.8	5.3	5.6
Avg. Stride Freq. [Hz]	2.2	2.4	2.3	2.3	2.3	2.3	2.2
Avg. Stride Length [m]	6.4	7.8	7.6	7.4	7.2	6.9	6.6



- [] Ranking at each section and finish
- .-.- No data available at this section
- NA No data available



Horse/Jockey Name	Bigcat
Final Rank	6
Fastest Section Time (Section)	0:10.90 (1200m)
Top Speed [km/h] (Section)	66.9 (1200m)
Race State	Finished



Eagle Farm QLD Professional

Race 9: NOVA 106.9 Class 3 Plate - 1400m

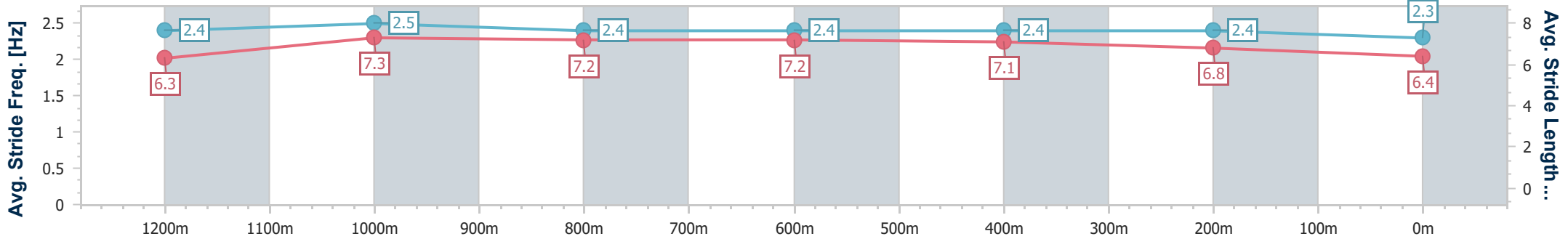
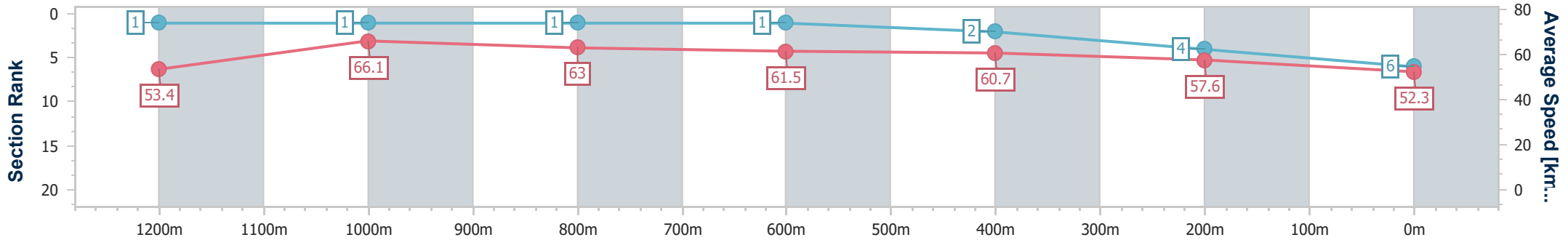
14 December 2024 - 17:14

Track Rating: Heavy 10, Weather: Showers, Rail Position: +2m Entire



BRISBANE RACING CLUB

Section	Overall	1200m	1000m	800m	600m	400m	200m
Section Times	1:26.68 [6] (0:13.57)	1:13.11 [1] (0:10.90)	1:02.21 [1] (0:11.73)	0:50.48 [1] (0:11.96)	0:38.52 [1] (0:12.17)	0:26.35 [2] (0:12.55)	0:13.80 [4] (0:13.80)
Average Speed [km/h]	53.4	66.1	63.0	61.5	60.7	57.6	52.3
Top Speed [km/h]	66.5	66.9	64.0	62.3	62.1	60.5	54.9
Avg. Dist. to Rail [m]	4.0	4.6	5.0	5.1	5.6	8.1	7.3
Avg. Stride Freq. [Hz]	2.4	2.5	2.4	2.4	2.4	2.4	2.3
Avg. Stride Length [m]	6.3	7.3	7.2	7.2	7.1	6.8	6.4



- [] Ranking at each section and finish
- .-.- No data available at this section
- NA No data available



Horse/Jockey Name	Flywheel
Final Rank	7
Fastest Section Time (Section)	0:11.06 (1200m)
Top Speed [km/h] (Section)	66.8 (1200m)
Race State	Finished



Eagle Farm QLD Professional

Race 9: NOVA 106.9 Class 3 Plate - 1400m

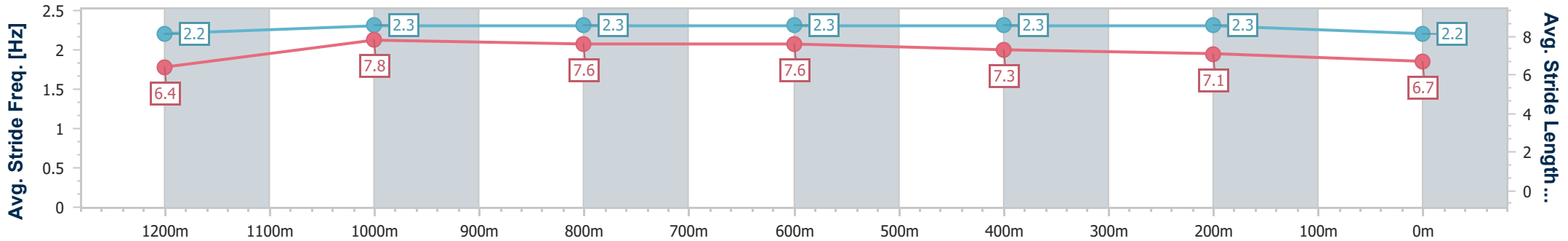
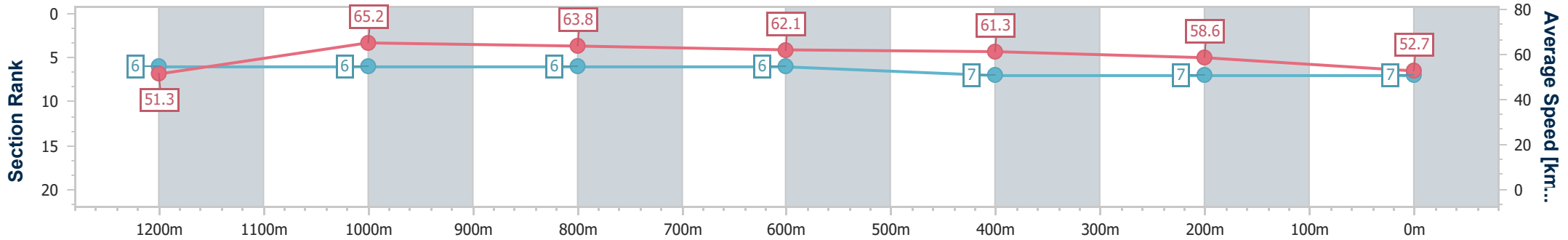
14 December 2024 - 17:14

Track Rating: Heavy 10, Weather: Showers, Rail Position: +2m Entire



BRISBANE RACING CLUB

Section	Overall	1200m	1000m	800m	600m	400m	200m
Section Times	1:26.76 [7] (0:14.11)	1:12.65 [6] (0:11.06)	1:01.59 [6] (0:11.58)	0:50.01 [6] (0:11.89)	0:38.12 [6] (0:12.15)	0:25.97 [7] (0:12.27)	0:13.70 [7] (0:13.70)
Average Speed [km/h]	51.3	65.2	63.8	62.1	61.3	58.6	52.7
Top Speed [km/h]	65.4	66.8	65.2	63.1	62.3	61.8	55.7
Avg. Dist. to Rail [m]	6.0	5.0	4.8	5.6	6.6	11.7	11.9
Avg. Stride Freq. [Hz]	2.2	2.3	2.3	2.3	2.3	2.3	2.2
Avg. Stride Length [m]	6.4	7.8	7.6	7.6	7.3	7.1	6.7



- [] Ranking at each section and finish
- .-.- No data available at this section
- NA No data available



Horse/Jockey Name	Simply Fun
Final Rank	8
Fastest Section Time (Section)	0:10.91 (1200m)
Top Speed [km/h] (Section)	67.6 (1200m)
Race State	Finished



Eagle Farm QLD Professional

Race 9: NOVA 106.9 Class 3 Plate - 1400m

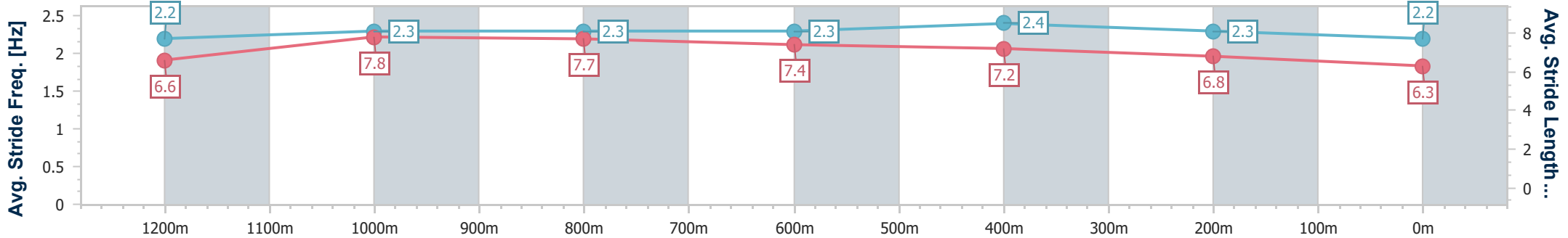
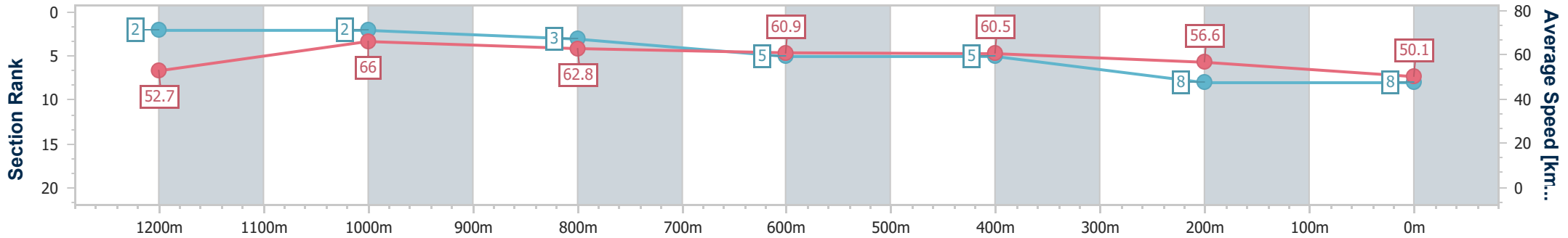
14 December 2024 - 17:14

Track Rating: Heavy 10, Weather: Showers, Rail Position: +2m Entire



BRISBANE RACING CLUB

Section	Overall	1200m	1000m	800m	600m	400m	200m
Section Times	1:27.75 [8] (0:13.69)	1:14.06 [2] (0:10.91)	1:03.15 [2] (0:11.78)	0:51.37 [3] (0:12.09)	0:39.28 [5] (0:12.13)	0:27.15 [5] (0:12.73)	0:14.42 [8] (0:14.42)
Average Speed [km/h]	52.7	66.0	62.8	60.9	60.5	56.6	50.1
Top Speed [km/h]	65.7	67.6	65.5	61.4	62.4	59.4	53.9
Avg. Dist. to Rail [m]	3.5	2.6	4.7	5.1	4.3	6.0	9.9
Avg. Stride Freq. [Hz]	2.2	2.3	2.3	2.3	2.4	2.3	2.2
Avg. Stride Length [m]	6.6	7.8	7.7	7.4	7.2	6.8	6.3



- [] Ranking at each section and finish
- .-.- No data available at this section
- NA No data available