



Mackay QLD Professional

Race 3: LADBROKES RACING CLUB Class 6 Plate - 1100m



MACKAY TURF CLUB
Ooralea Racecourse

14 December 2024 - 14:28

Track Rating: Soft 5, Weather: Overcast, Rail Position: True

Section		Overall	1000m	800m	600m	400m	200m	Last 600m					
Field Times		1:03.96 (0:07.86)	0:56.10 (0:10.61)	0:45.49 (0:10.59)	0:34.90 (0:11.46)	0:23.44 (0:11.48)	0:11.96 (0:11.96)	0:34.90					
Rank	TAB Horse/Jockey	Barrier	Top Speed [km/h]	Fastest Section	Margin							Distance Travelled [m]	
1	1 IN EVIDENCE Ashley Butler	3	69.5 1000m	0:08.11 Overall	1:03.96 [1] (0:08.11)	0:55.85 [5] (0:10.98)	0:44.87 [5] (0:10.81)	0:34.06 [5] (0:11.15)	0:22.91 [5] (0:11.29)	0:11.62 [4] (0:11.62)	1:03.96	0:34.06	
2	7 RICH DIVINITY Nikki Olzard	1	68.5 800m	0:07.89 Overall	1:04.13 [2] (0:07.89)	0:56.24 [3] (0:10.83)	0:45.41 [3] (0:10.75)	0:34.66 [3] (0:11.24)	0:23.42 [3] (0:11.46)	0:11.96 [3] (0:11.96)	1.04L	0:34.66	+1
3	2 LEADERSHIP SPILL Leah Martyn	7	69.7 1000m	0:07.86 Overall	1:04.30 [3] (0:07.86)	0:56.44 [2] (0:10.71)	0:45.73 [2] (0:10.70)	0:35.03 [2] (0:11.33)	0:23.70 [2] (0:11.40)	0:12.30 [1] (0:12.30)	2.01L	0:35.03	+8
4	3 BARNEY RABBLE Raul Silvera Olivera	4	69.5 1000m	0:07.86 Overall	1:04.54 [4] (0:07.86)	0:56.68 [1] (0:10.61)	0:46.07 [1] (0:10.59)	0:35.48 [1] (0:11.46)	0:24.02 [1] (0:11.50)	0:12.52 [2] (0:12.52)	3.42L	0:35.48	+2
5	9 QUEENSLANDER Jackson Murphy	6	68.9 800m	0:08.30 Overall	1:04.59 [5] (0:08.30)	0:56.29 [6] (0:11.11)	0:45.18 [6] (0:10.70)	0:34.48 [6] (0:11.06)	0:23.42 [6] (0:11.50)	0:11.92 [6] (0:11.92)	3.74L	0:34.48	+2
6	6 SCANTOON Adrian Layt	5	68.2 800m	0:08.61 Overall	1:04.97 [6] (0:08.61)	0:56.36 [8] (0:10.96)	0:45.40 [7] (0:10.77)	0:34.63 [7] (0:11.24)	0:23.39 [8] (0:11.24)	0:12.15 [7] (0:12.15)	5.94L	0:34.63	+1
7	8 TERMINUS Zac Sprie	2	67.6 800m	0:08.48 Overall	1:05.03 [7] (0:08.48)	0:56.55 [7] (0:11.15)	0:45.40 [8] (0:10.80)	0:34.60 [8] (0:11.01)	0:23.59 [7] (0:11.41)	0:12.18 [8] (0:12.18)	6.33L	0:34.60	-14
8	5 THUNDER MOON Shae Nielson	8	69.5 1000m	0:07.91 Overall	1:05.09 [8] (0:07.91)	0:57.18 [4] (0:10.85)	0:46.33 [4] (0:10.82)	0:35.51 [4] (0:11.28)	0:24.23 [4] (0:11.69)	0:12.54 [5] (0:12.54)	6.63L	0:35.51	+5

Scratched: Jungle Beat (#4)

[] Ranking at each section and finish
-:--:-- No data available at this section
NA No data available

SCN Saddle cloth number
DNF Did not finish
DNT Did not track



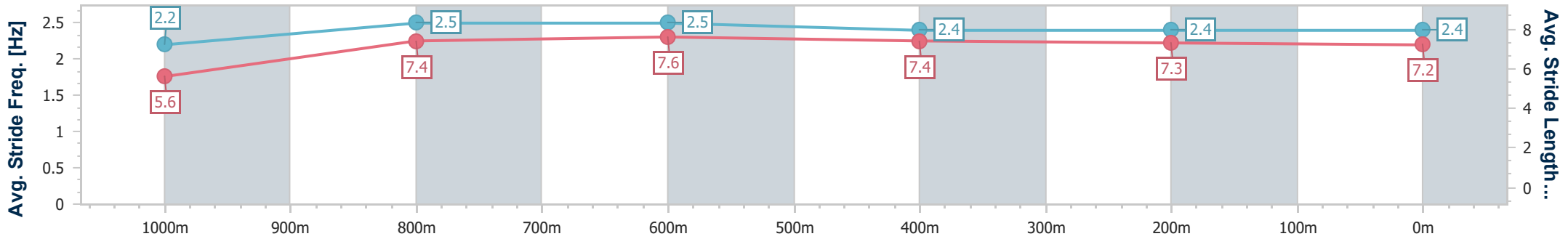
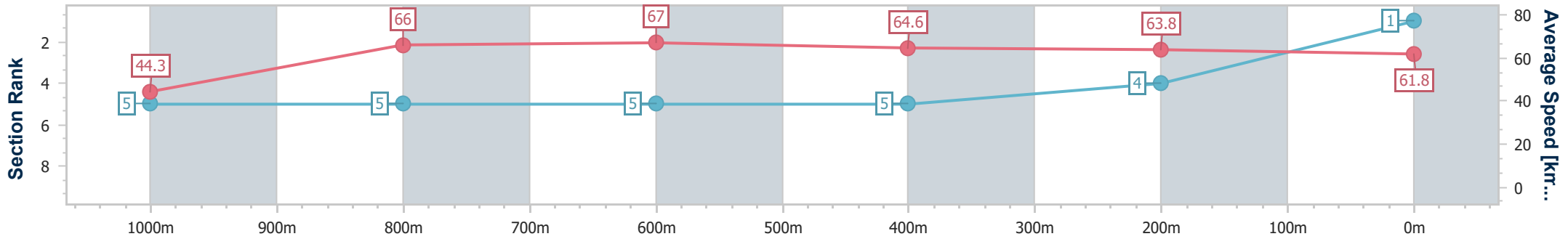
Horse/Jockey Name	In Evidence
Final Rank	1
Fastest Section Time (Section)	0:08.11 (Overall)
Top Speed [km/h] (Section)	69.5 (1000m)
Race State	Finished



Mackay QLD Professional
 Race 3: LADBROKES RACING CLUB Class 6 Plate - 1100m
 14 December 2024 - 14:28
 Track Rating: Soft 5, Weather: Overcast, Rail Position: True



Section	Overall	1000m	800m	600m	400m	200m
Section Times	1:03.96 [1] (0:08.11)	0:55.85 [5] (0:10.98)	0:44.87 [5] (0:10.81)	0:34.06 [5] (0:11.15)	0:22.91 [5] (0:11.29)	0:11.62 [4]
Average Speed [km/h]	44.3	66.0	67.0	64.6	63.8	61.8
Top Speed [km/h]	62.5	69.5	69.1	67.3	65.2	64.4
Avg. Dist. to Rail [m]	2.9	1.8	2.2	0.3	2.2	4.7
Avg. Stride Freq. [Hz]	2.2	2.5	2.5	2.4	2.4	2.4
Avg. Stride Length [m]	5.6	7.4	7.6	7.4	7.3	7.2



- [] Ranking at each section and finish
- .-.- No data available at this section
- NA No data available



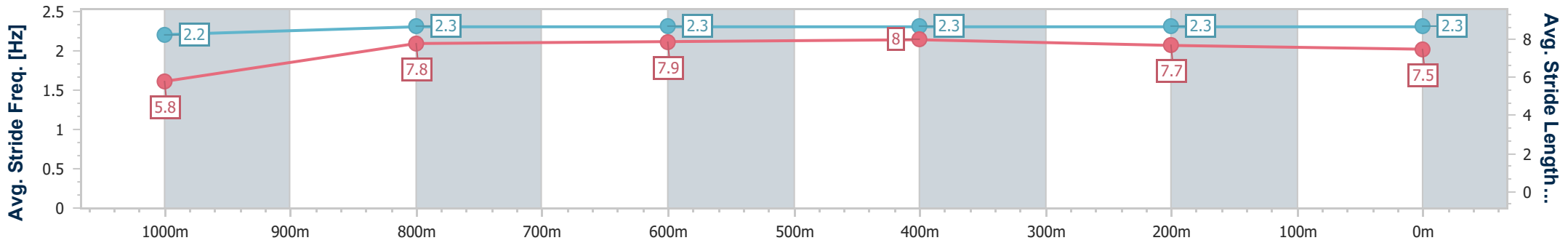
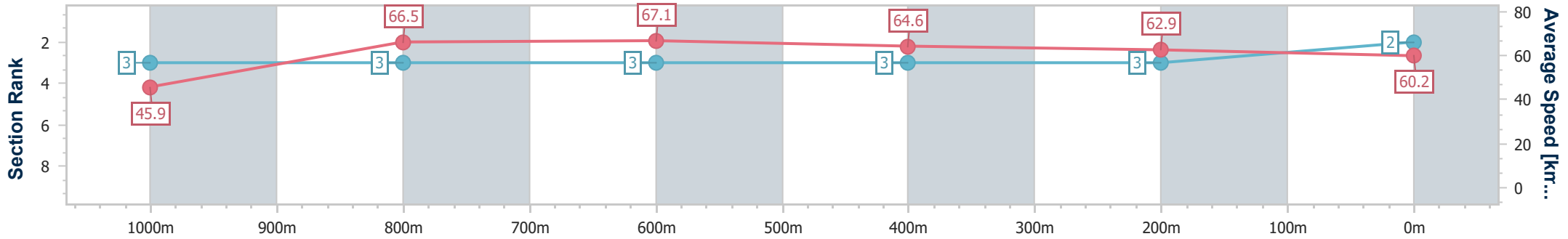
Horse/Jockey Name	Rich Divinity
Final Rank	2
Fastest Section Time (Section)	0:07.89 (Overall)
Top Speed [km/h] (Section)	68.5 (800m)
Race State	Finished



Mackay QLD Professional
 Race 3: LADBROKES RACING CLUB Class 6 Plate - 1100m
 14 December 2024 - 14:28
 Track Rating: Soft 5, Weather: Overcast, Rail Position: True



Section	Overall	1000m	800m	600m	400m	200m
Section Times	1:04.13 [2] (0:07.89)	0:56.24 [3] (0:10.83)	0:45.41 [3] (0:10.75)	0:34.66 [3] (0:11.24)	0:23.42 [3] (0:11.46)	0:11.96 [3]
Average Speed [km/h]	45.9	66.5	67.1	64.6	62.9	60.2
Top Speed [km/h]	64.2	67.3	68.5	66.9	63.4	63.0
Avg. Dist. to Rail [m]	1.6	0.9	0.8	1.0	1.5	1.6
Avg. Stride Freq. [Hz]	2.2	2.3	2.3	2.3	2.3	2.3
Avg. Stride Length [m]	5.8	7.8	7.9	8.0	7.7	7.5



- [] Ranking at each section and finish
- .-.- No data available at this section
- NA No data available



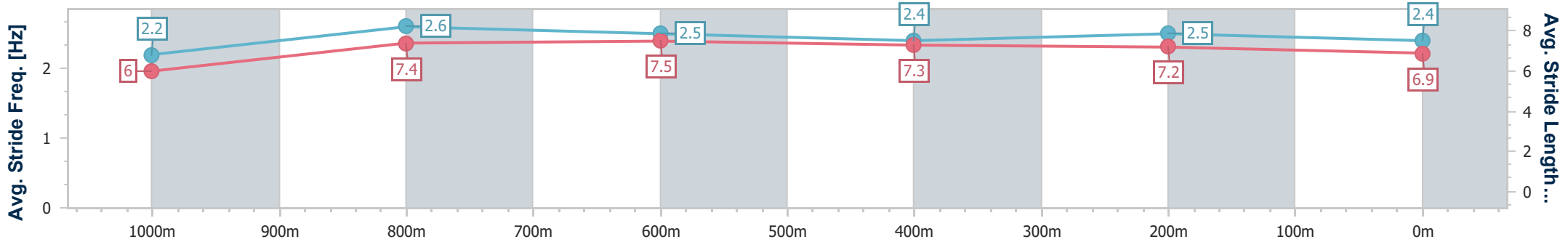
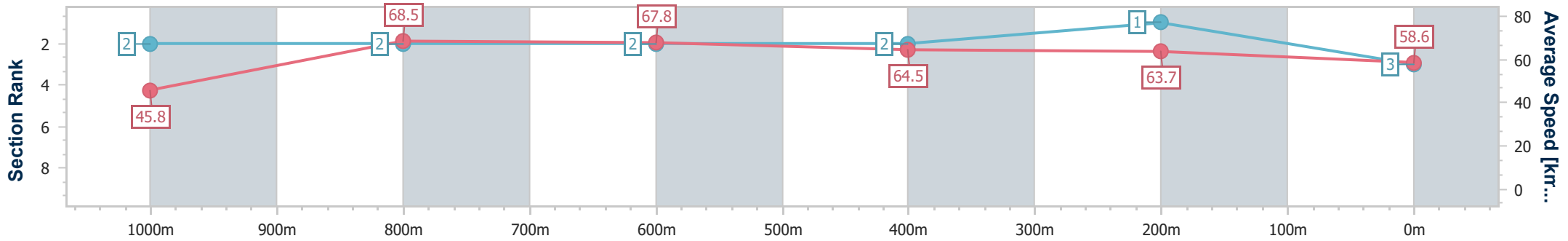
Horse/Jockey Name	Leadership Spill
Final Rank	3
Fastest Section Time (Section)	0:07.86 (Overall)
Top Speed [km/h] (Section)	69.7 (1000m)
Race State	Finished



Mackay QLD Professional
 Race 3: LADBROKES RACING CLUB Class 6 Plate - 1100m
 14 December 2024 - 14:28
 Track Rating: Soft 5, Weather: Overcast, Rail Position: True



Section	Overall	1000m	800m	600m	400m	200m
Section Times	1:04.30 [3] (0:07.86)	0:56.44 [2] (0:10.71)	0:45.73 [2] (0:10.70)	0:35.03 [2] (0:11.33)	0:23.70 [2] (0:11.40)	0:12.30 [1] (0:12.30)
Average Speed [km/h]	45.8	68.5	67.8	64.5	63.7	58.6
Top Speed [km/h]	64.0	69.7	69.1	66.3	64.8	62.4
Avg. Dist. to Rail [m]	7.0	4.7	4.0	2.0	4.8	5.1
Avg. Stride Freq. [Hz]	2.2	2.6	2.5	2.4	2.5	2.4
Avg. Stride Length [m]	6.0	7.4	7.5	7.3	7.2	6.9



- [] Ranking at each section and finish
- .-.- No data available at this section
- NA No data available



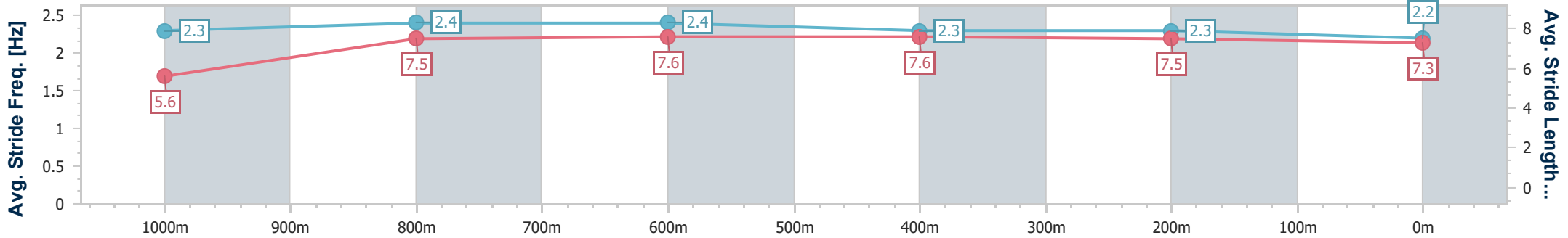
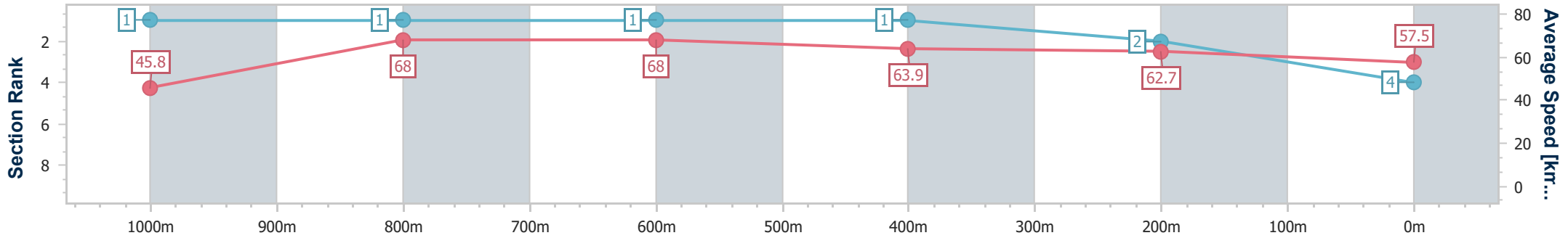
Horse/Jockey Name	Barney Rabble
Final Rank	4
Fastest Section Time (Section)	0:07.86 (Overall)
Top Speed [km/h] (Section)	69.5 (1000m)
Race State	Finished



Mackay QLD Professional
 Race 3: LADBROKES RACING CLUB Class 6 Plate - 1100m
 14 December 2024 - 14:28
 Track Rating: Soft 5, Weather: Overcast, Rail Position: True



Section	Overall	1000m	800m	600m	400m	200m
Section Times	1:04.54 [4] (0:07.86)	0:56.68 [1] (0:10.61)	0:46.07 [1] (0:10.59)	0:35.48 [1] (0:11.46)	0:24.02 [1] (0:11.50)	0:12.52 [2] (0:12.52)
Average Speed [km/h]	45.8	68.0	68.0	63.9	62.7	57.5
Top Speed [km/h]	64.1	69.5	69.3	65.9	63.1	61.8
Avg. Dist. to Rail [m]	5.0	1.5	0.8	1.8	1.9	2.9
Avg. Stride Freq. [Hz]	2.3	2.4	2.4	2.3	2.3	2.2
Avg. Stride Length [m]	5.6	7.5	7.6	7.6	7.5	7.3



- [] Ranking at each section and finish
- .-.- No data available at this section
- NA No data available



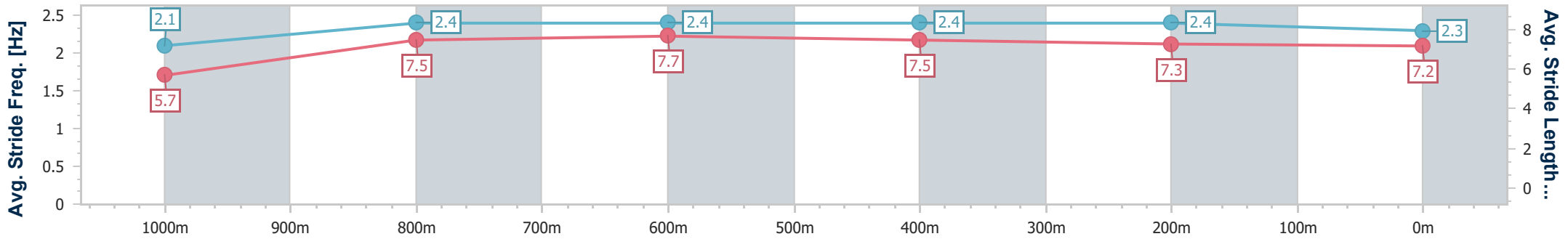
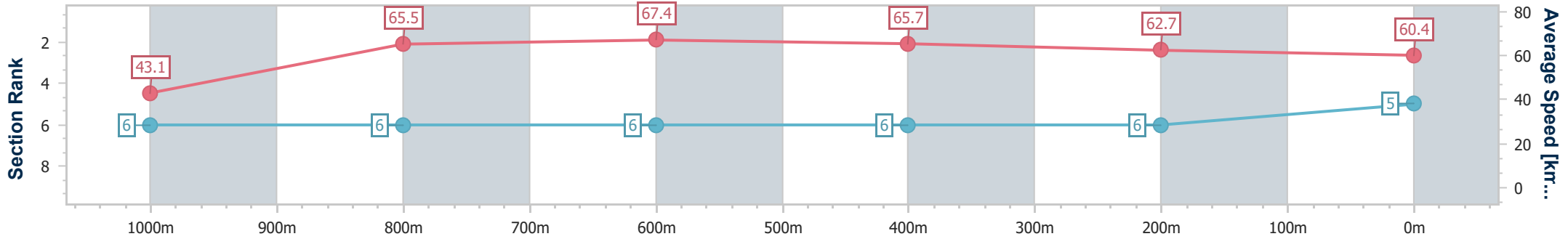
Horse/Jockey Name	Queenslander
Final Rank	5
Fastest Section Time (Section)	0:08.30 (Overall)
Top Speed [km/h] (Section)	68.9 (800m)
Race State	Finished



Mackay QLD Professional
 Race 3: LADBROKES RACING CLUB Class 6 Plate - 1100m
 14 December 2024 - 14:28
 Track Rating: Soft 5, Weather: Overcast, Rail Position: True



Section	Overall	1000m	800m	600m	400m	200m
Section Times	1:04.59 [5] (0:08.30)	0:56.29 [6] (0:11.11)	0:45.18 [6] (0:10.70)	0:34.48 [6] (0:11.06)	0:23.42 [6] (0:11.50)	0:11.92 [6] (0:11.92)
Average Speed [km/h]	43.1	65.5	67.4	65.7	62.7	60.4
Top Speed [km/h]	61.8	68.0	68.9	68.0	64.2	64.2
Avg. Dist. to Rail [m]	5.9	2.6	1.7	1.0	4.2	6.3
Avg. Stride Freq. [Hz]	2.1	2.4	2.4	2.4	2.4	2.3
Avg. Stride Length [m]	5.7	7.5	7.7	7.5	7.3	7.2



- [] Ranking at each section and finish
- .-.- No data available at this section
- NA No data available



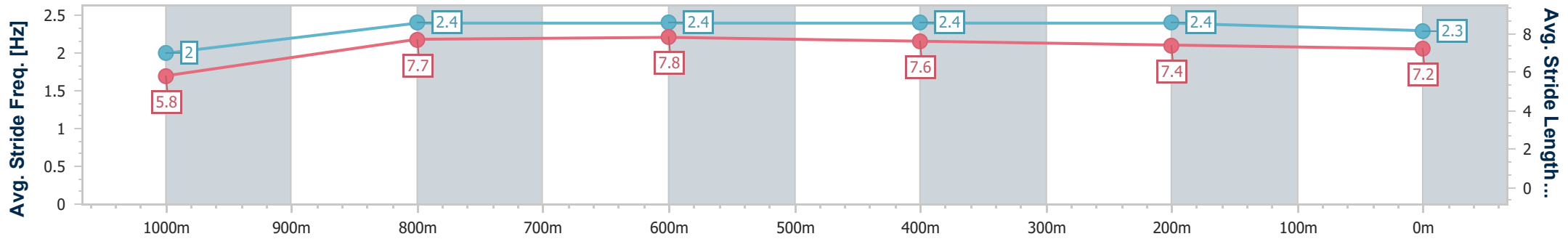
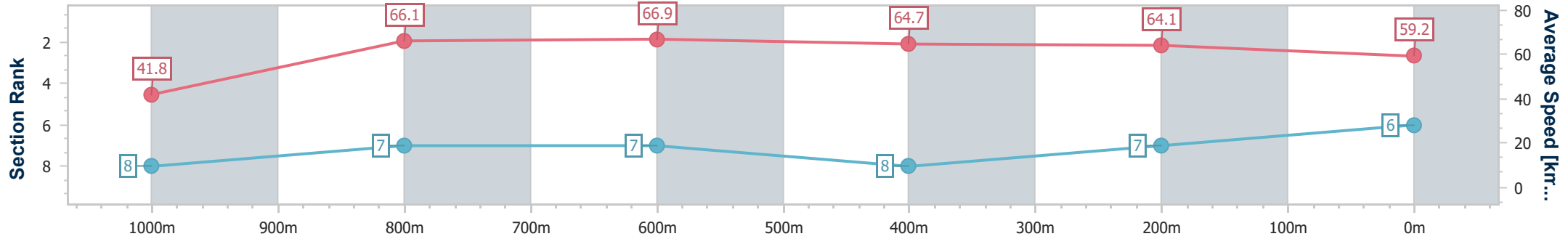
Horse/Jockey Name	Scantoon
Final Rank	6
Fastest Section Time (Section)	0:08.61 (Overall)
Top Speed [km/h] (Section)	68.2 (800m)
Race State	Finished



Mackay QLD Professional
 Race 3: LADBROKES RACING CLUB Class 6 Plate - 1100m
 14 December 2024 - 14:28
 Track Rating: Soft 5, Weather: Overcast, Rail Position: True



Section	Overall	1000m	800m	600m	400m	200m
Section Times	1:04.97 [6] (0:08.61)	0:56.36 [8] (0:10.96)	0:45.40 [7] (0:10.77)	0:34.63 [7] (0:11.24)	0:23.39 [8] (0:11.24)	0:12.15 [7] (0:12.15)
Average Speed [km/h]	41.8	66.1	66.9	64.7	64.1	59.2
Top Speed [km/h]	60.2	67.9	68.2	65.9	65.4	64.3
Avg. Dist. to Rail [m]	4.2	1.0	0.9	1.0	2.6	3.6
Avg. Stride Freq. [Hz]	2.0	2.4	2.4	2.4	2.4	2.3
Avg. Stride Length [m]	5.8	7.7	7.8	7.6	7.4	7.2



- [] Ranking at each section and finish
- .-.- No data available at this section
- NA No data available



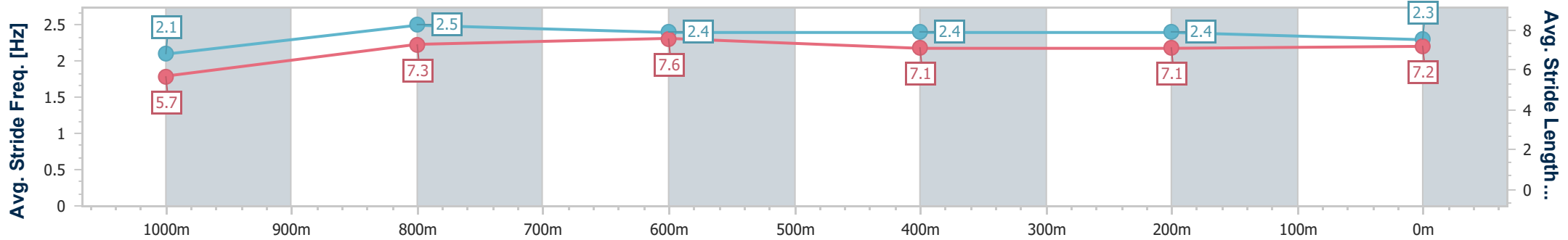
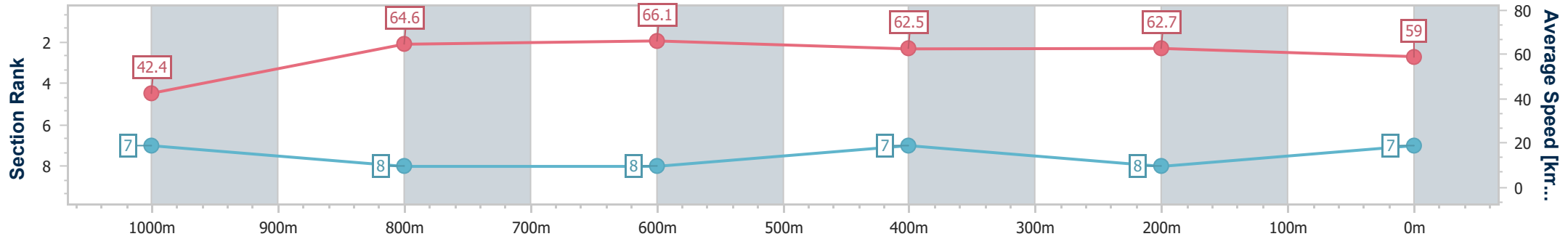
Horse/Jockey Name	Terminus
Final Rank	7
Fastest Section Time (Section)	0:08.48 (Overall)
Top Speed [km/h] (Section)	67.6 (800m)
Race State	Finished



Mackay QLD Professional
 Race 3: LADBROKES RACING CLUB Class 6 Plate - 1100m
 14 December 2024 - 14:28
 Track Rating: Soft 5, Weather: Overcast, Rail Position: True



Section	Overall	1000m	800m	600m	400m	200m
Section Times	1:05.03 [7] (0:08.48)	0:56.55 [7] (0:11.15)	0:45.40 [8] (0:10.80)	0:34.60 [8] (0:11.01)	0:23.59 [7] (0:11.41)	0:12.18 [8] (0:12.18)
Average Speed [km/h]	42.4	64.6	66.1	62.5	62.7	59.0
Top Speed [km/h]	60.5	66.5	67.6	65.1	63.1	62.8
Avg. Dist. to Rail [m]	2.3	0.3	1.3	5.9	1.6	1.4
Avg. Stride Freq. [Hz]	2.1	2.5	2.4	2.4	2.4	2.3
Avg. Stride Length [m]	5.7	7.3	7.6	7.1	7.1	7.2



- [] Ranking at each section and finish
- .-.- No data available at this section
- NA No data available



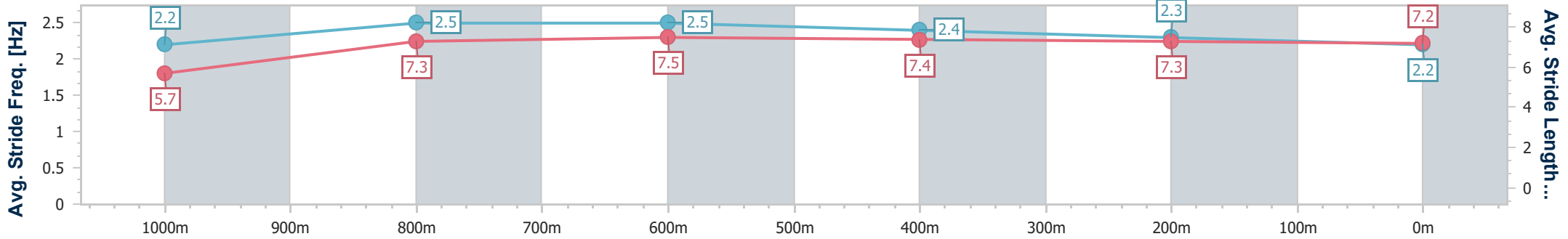
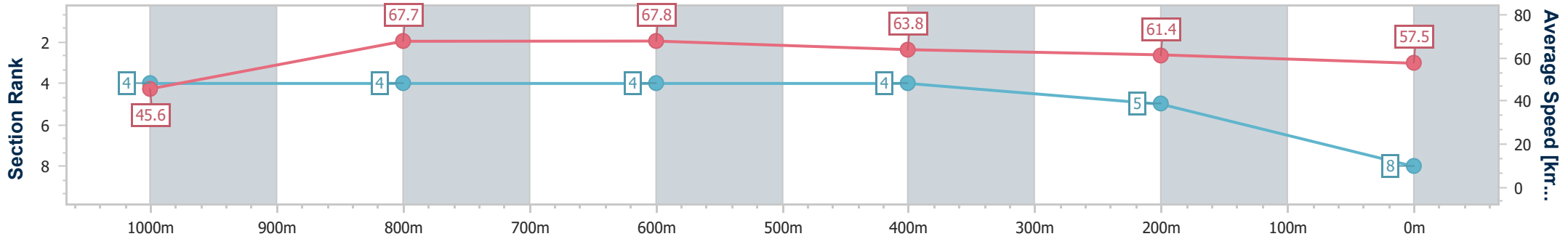
Horse/Jockey Name	Thunder Moon
Final Rank	8
Fastest Section Time (Section)	0:07.91 (Overall)
Top Speed [km/h] (Section)	69.5 (1000m)
Race State	Finished



Mackay QLD Professional
 Race 3: LADBROKES RACING CLUB Class 6 Plate - 1100m
 14 December 2024 - 14:28
 Track Rating: Soft 5, Weather: Overcast, Rail Position: True



Section	Overall	1000m	800m	600m	400m	200m
Section Times	1:05.09 [8] (0:07.91)	0:57.18 [4] (0:10.85)	0:46.33 [4] (0:10.82)	0:35.51 [4] (0:11.28)	0:24.23 [4] (0:11.69)	0:12.54 [5] (0:12.54)
Average Speed [km/h]	45.6	67.7	67.8	63.8	61.4	57.5
Top Speed [km/h]	65.0	69.5	69.3	66.1	63.0	62.1
Avg. Dist. to Rail [m]	8.6	7.3	5.8	0.7	2.7	4.6
Avg. Stride Freq. [Hz]	2.2	2.5	2.5	2.4	2.3	2.2
Avg. Stride Length [m]	5.7	7.3	7.5	7.4	7.3	7.2



- [] Ranking at each section and finish
- .-.- No data available at this section
- NA No data available