



Sunshine Coast QLD Professional

Race 1: K SMITH & SON JEWELLERS Maiden Plate - 2200m

15 December 2024 - 12:55



Track Rating: Heavy 10, Weather: Showers, Rail Position: +9m Entire

Section		Overall	2000m	1800m	1600m	1400m	1200m	1000m	Last 600m				
Field Times		2:31.76 (0:17.59)	2:14.17 (0:13.02)	2:01.15 (0:13.01)	1:48.14 (0:13.12)	1:35.02 (0:12.80)	1:22.22 (0:12.93)	1:09.29 (0:13.53)	0:42.09				
Rank	TAB Horse/Jockey	Barrier	Top Speed [km/h]	Fastest Section									Distance Travelled [m]
1	3 MORE YOU THINK Micheal Hellyer	3	57.3 1400m	0:12.83 1400m	2:31.76 [1] (0:18.21)	2:13.55 [3] (0:13.16)	2:00.39 [3] (0:12.96)	1:47.43 [3] (0:13.06)	1:34.37 [3] (0:12.83)	1:21.54 [3] (0:12.99)	1:08.55 [3] (0:13.41)	0:41.60	
2	4 NAPA VALLEY Simon Miller	1	57.2 1400m	0:12.80 1400m	2:31.90 [2] (0:17.59)	2:14.31 [1] (0:13.02)	2:01.29 [1] (0:13.01)	1:48.28 [1] (0:13.12)	1:35.16 [1] (0:12.80)	1:22.36 [1] (0:12.93)	1:09.43 [1] (0:13.53)	0:42.23	-4
3	6 SASSY TAP Sean Cormack	2	57.5 1400m	0:12.76 1400m	2:34.00 [3] (0:17.97)	2:16.03 [2] (0:12.99)	2:03.04 [2] (0:12.96)	1:50.08 [2] (0:13.04)	1:37.04 [2] (0:12.76)	1:24.28 [2] (0:13.06)	1:11.22 [2] (0:13.38)	0:44.26	-1

Scratched: Blood Red (#1), Frankel Moon (#2), Love 'N' Games (#5)

[] Ranking at each section and finish
 -:-:-:- No data available at this section
 NA No data available

SCN Saddle cloth number
 DNF Did not finish
 DNT Did not track



Sunshine Coast QLD Professional

Race 1: K SMITH & SON JEWELLERS Maiden Plate - 2200m

15 December 2024 - 12:55



Track Rating: Heavy 10, Weather: Showers, Rail Position: +9m Entire

Section				800m	600m	400m	200m			Last 600m	
Field Times				0:55.76 (0:13.67)	0:42.09 (0:13.54)	0:28.55 (0:13.94)	0:14.61 (0:14.61)			0:42.09	
Rank	TAB	Horse/Jockey	Barrier	Top Speed [km/h]	Fastest Section	Margin				Distance Travelled [m]	
1	3	MORE YOU THINK Micheal Hellyer	3	57.3 1400m	0:12.83 1400m	0:55.14 [3] (0:13.54)	0:41.60 [3] (0:13.49)	0:28.11 [3] (0:13.53)	0:14.58 [2] (0:14.58)	2:31.76	0:41.60
2	4	NAPA VALLEY Simon Miller	1	57.2 1400m	0:12.80 1400m	0:55.90 [1] (0:13.67)	0:42.23 [1] (0:13.54)	0:28.69 [1] (0:13.94)	0:14.75 [1] (0:14.75)	0.8L	0:42.23 -4
3	6	SASSY TAP Sean Cormack	2	57.5 1400m	0:12.76 1400m	0:57.84 [2] (0:13.58)	0:44.26 [2] (0:13.49)	0:30.77 [2] (0:14.23)	0:16.54 [3] (0:16.54)	13.1L	0:44.26 -1

Scratched: Blood Red (#1), Frankel Moon (#2), Love 'N' Games (#5)

[] Ranking at each section and finish
 -:-:-:- No data available at this section
 NA No data available

SCN Saddle cloth number
 DNF Did not finish
 DNT Did not track



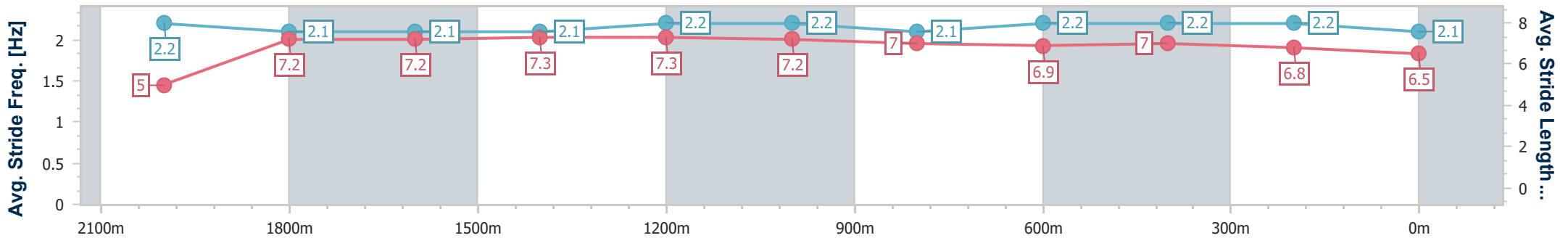
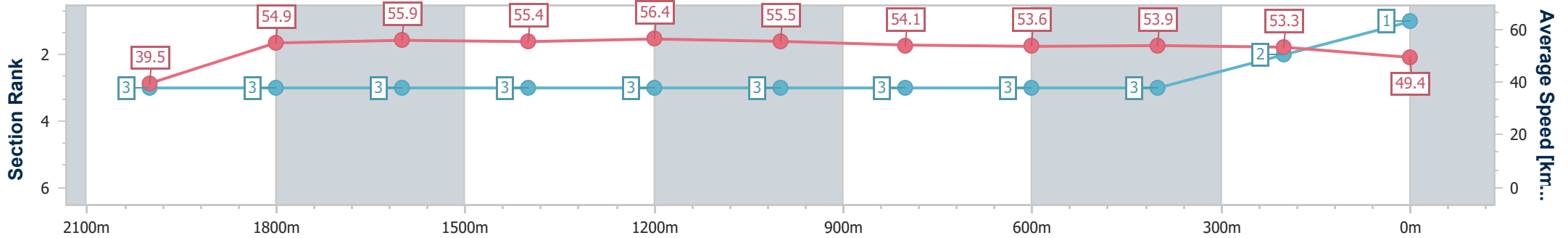
Horse/Jockey Name	More You Think
Final Rank	1
Fastest Section Time (Section)	0:12.83 (1400m)
Top Speed [km/h] (Section)	57.3 (1400m)
Race State	Finished



Sunshine Coast QLD Professional
 Race 1: K SMITH & SON JEWELLERS Maiden Plate - 2200m
 15 December 2024 - 12:55
 Track Rating: Heavy 10, Weather: Showers, Rail Position: +9m
 Entire



Section	Overall	2000m	1800m	1600m	1400m	1200m	1000m	800m	600m	400m	200m
Section Times	2:31.76 [1] (0:18.21)	2:13.55 [3] (0:13.16)	2:00.39 [3] (0:12.96)	1:47.43 [3] (0:13.06)	1:34.37 [3] (0:12.83)	1:21.54 [3] (0:12.99)	1:08.55 [3] (0:13.41)	0:55.14 [3] (0:13.54)	0:41.60 [3] (0:13.49)	0:28.11 [3] (0:13.53)	0:14.58 [2] (0:14.58)
Average Speed [km/h]	39.5	54.9	55.9	55.4	56.4	55.5	54.1	53.6	53.9	53.3	49.4
Top Speed [km/h]	56.4	55.7	57.0	56.0	57.3	56.2	55.0	54.3	54.6	53.8	52.6
Avg. Dist. to Rail [m]	6.1	0.3	1.4	3.1	2.3	2.0	1.9	1.7	1.9	3.2	3.4
Avg. Stride Freq. [Hz]	2.2	2.1	2.1	2.1	2.2	2.2	2.1	2.2	2.2	2.2	2.1
Avg. Stride Length [m]	5.0	7.2	7.2	7.3	7.3	7.2	7.0	6.9	7.0	6.8	6.5



- [] Ranking at each section and finish
- .-.- No data available at this section
- NA No data available



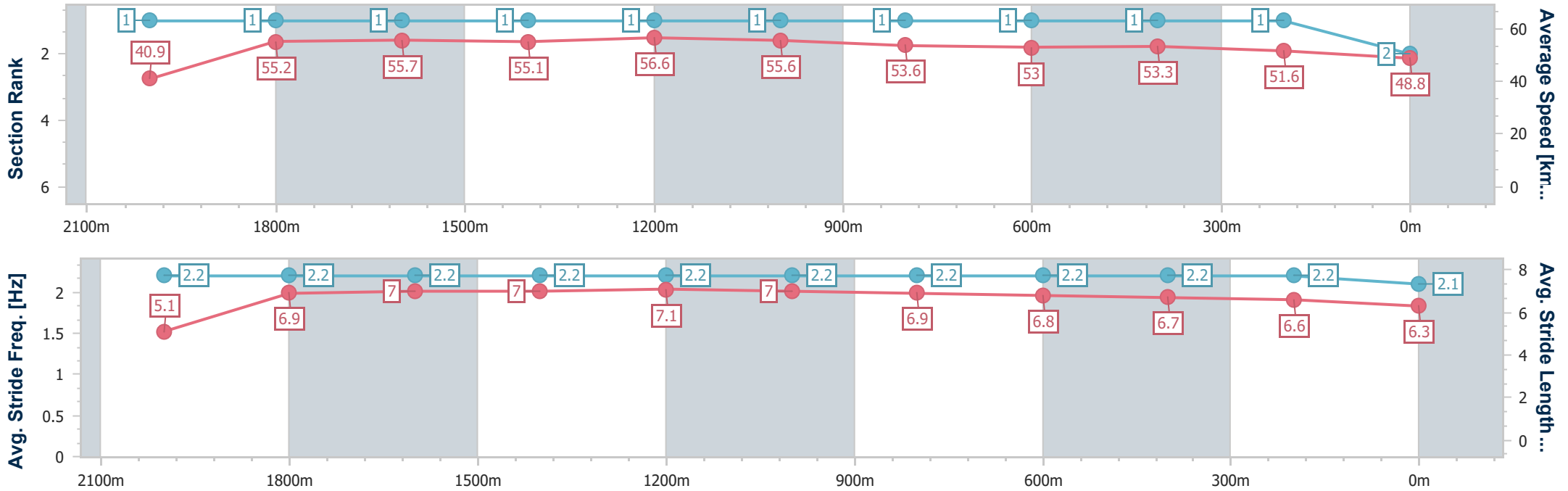
Horse/Jockey Name	Napa Valley
Final Rank	2
Fastest Section Time (Section)	0:12.80 (1400m)
Top Speed [km/h] (Section)	57.2 (1400m)
Race State	Finished



Sunshine Coast QLD Professional
 Race 1: K SMITH & SON JEWELLERS Maiden Plate - 2200m
 15 December 2024 - 12:55
 Track Rating: Heavy 10, Weather: Showers, Rail Position: +9m
 Entire



Section	Overall	2000m	1800m	1600m	1400m	1200m	1000m	800m	600m	400m	200m
Section Times	2:31.90 [2] (0:17.59)	2:14.31 [1] (0:13.02)	2:01.29 [1] (0:13.01)	1:48.28 [1] (0:13.12)	1:35.16 [1] (0:12.80)	1:22.36 [1] (0:12.93)	1:09.43 [1] (0:13.53)	0:55.90 [1] (0:13.67)	0:42.23 [1] (0:13.54)	0:28.69 [1] (0:13.94)	0:14.75 [1] (0:14.75)
Average Speed [km/h]	40.9	55.2	55.7	55.1	56.6	55.6	53.6	53.0	53.3	51.6	48.8
Top Speed [km/h]	56.9	56.3	56.5	56.0	57.2	56.5	55.0	53.7	53.9	53.1	50.6
Avg. Dist. to Rail [m]	5.5	0.3	0.8	2.1	2.1	2.2	2.0	1.3	0.4	0.1	0.2
Avg. Stride Freq. [Hz]	2.2	2.2	2.2	2.2	2.2	2.2	2.2	2.2	2.2	2.2	2.1
Avg. Stride Length [m]	5.1	6.9	7.0	7.0	7.1	7.0	6.9	6.8	6.7	6.6	6.3



- [] Ranking at each section and finish
- .-.- No data available at this section
- NA No data available



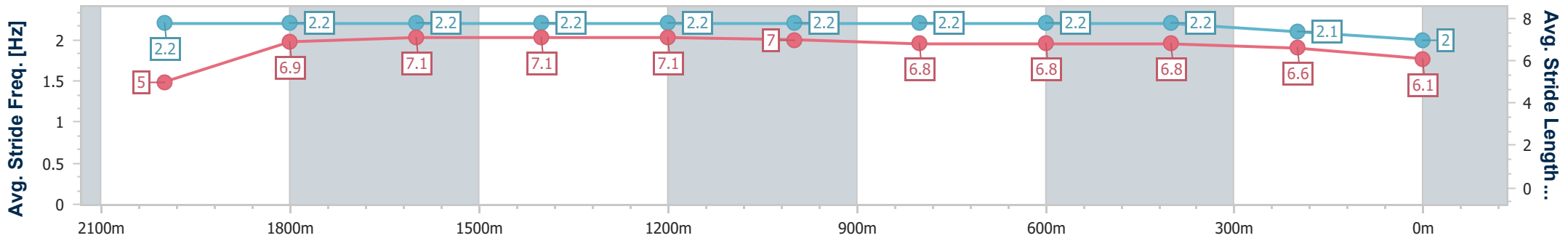
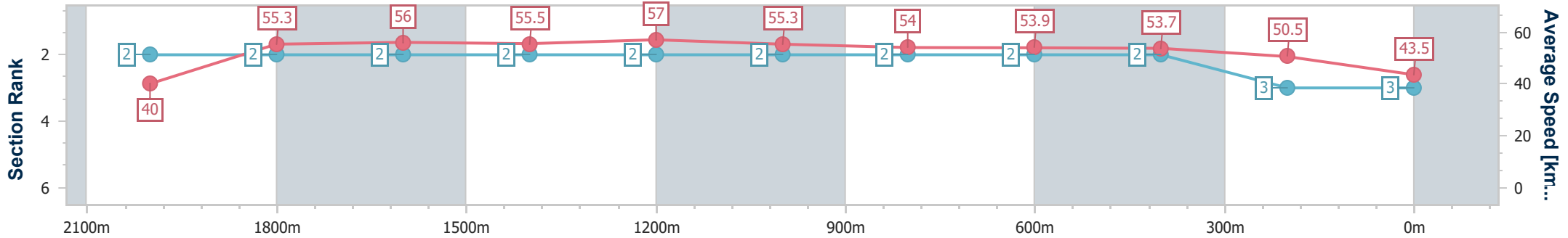
Horse/Jockey Name	Sassy Tap
Final Rank	3
Fastest Section Time (Section)	0:12.76 (1400m)
Top Speed [km/h] (Section)	57.5 (1400m)
Race State	Finished



Sunshine Coast QLD Professional
 Race 1: K SMITH & SON JEWELLERS Maiden Plate - 2200m
 15 December 2024 - 12:55
 Track Rating: Heavy 10, Weather: Showers, Rail Position: +9m
 Entire



Section	Overall	2000m	1800m	1600m	1400m	1200m	1000m	800m	600m	400m	200m
Section Times	2:34.00 [3] (0:17.97)	2:16.03 [2] (0:12.99)	2:03.04 [2] (0:12.96)	1:50.08 [2] (0:13.04)	1:37.04 [2] (0:12.76)	1:24.28 [2] (0:13.06)	1:11.22 [2] (0:13.38)	0:57.84 [2] (0:13.58)	0:44.26 [2] (0:13.49)	0:30.77 [2] (0:14.23)	0:16.54 [3] (0:16.54)
Average Speed [km/h]	40.0	55.3	56.0	55.5	57.0	55.3	54.0	53.9	53.7	50.5	43.5
Top Speed [km/h]	56.5	56.1	56.4	56.7	57.5	56.9	54.8	55.3	55.6	52.9	48.5
Avg. Dist. to Rail [m]	5.8	0.2	0.9	2.7	3.1	3.3	2.7	2.2	1.1	1.8	1.7
Avg. Stride Freq. [Hz]	2.2	2.2	2.2	2.2	2.2	2.2	2.2	2.2	2.2	2.1	2.0
Avg. Stride Length [m]	5.0	6.9	7.1	7.1	7.1	7.0	6.8	6.8	6.8	6.6	6.1



- [] Ranking at each section and finish
- .-.- No data available at this section
- NA No data available



Sunshine Coast QLD Professional

Race 2: LANDSBOROUGH PUB Maiden Plate - 1600m

15 December 2024 - 13:30



Track Rating: Heavy 10, Weather: Showers, Rail Position: +9m Entire

Section		Overall	1400m	1200m	1000m	800m	600m	400m	Last 600m				
Field Times		1:44.06 (0:13.67)	1:30.39 (0:12.20)	1:18.19 (0:13.03)	1:05.16 (0:13.56)	0:51.60 (0:13.29)	0:38.31 (0:12.77)	0:25.54 (0:12.22)	0:38.31				
Rank	TAB Horse/Jockey	Barrier	Top Speed [km/h]	Fastest Section									Distance Travelled [m]
1	3 EIGHT CYLINDERS Luke Tarrant	8	63.0 Overall	0:12.20 1400m	1:44.06 [1] (0:13.67)	1:30.39 [1] (0:12.20)	1:18.19 [1] (0:13.03)	1:05.16 [1] (0:13.56)	0:51.60 [1] (0:13.29)	0:38.31 [1] (0:12.77)	0:25.54 [1] (0:12.22)	0:38.31	
2	7 ZINOTAR Ron Stewart	2	63.4 Overall	0:12.23 400m	1:44.23 [2] (0:13.90)	1:30.33 [4] (0:12.32)	1:18.01 [4] (0:12.99)	1:05.02 [3] (0:13.58)	0:51.44 [4] (0:13.45)	0:37.99 [4] (0:12.77)	0:25.22 [4] (0:12.23)	0:37.99	+0
3	2 BIT OF GRUNT Rob Thorburn	3	64.6 Overall	0:12.21 1400m	1:44.31 [3] (0:13.76)	1:30.55 [2] (0:12.21)	1:18.34 [2] (0:13.06)	1:05.28 [2] (0:13.57)	0:51.71 [2] (0:13.39)	0:38.32 [2] (0:12.71)	0:25.61 [2] (0:12.50)	0:38.32	+2
4	9 JOHNTIALJO Georgina Cartwright	4	62.9 Overall	0:12.38 400m	1:44.91 [4] (0:13.90)	1:31.01 [5] (0:12.48)	1:18.53 [6] (0:13.21)	1:05.32 [7] (0:13.44)	0:51.88 [7] (0:13.35)	0:38.53 [7] (0:12.65)	0:25.88 [5] (0:12.38)	0:38.53	+6
5	5 THE HINDUSTAN Kyle Wilson-Taylor	1	64.0 1400m	0:12.13 1400m	1:45.19 [5] (0:14.08)	1:31.11 [6] (0:12.13)	1:18.98 [3] (0:13.10)	1:05.88 [5] (0:13.47)	0:52.41 [3] (0:13.42)	0:38.99 [3] (0:12.71)	0:26.28 [3] (0:12.61)	0:38.99	+5
6	13 ZONTO WILBERFORCE Jace McMurray	5	62.9 1400m	0:12.20 1400m	1:46.10 [6] (0:14.29)	1:31.81 [8] (0:12.20)	1:19.61 [7] (0:13.03)	1:06.58 [6] (0:13.56)	0:53.02 [8] (0:13.45)	0:39.57 [8] (0:12.73)	0:26.84 [6] (0:12.72)	0:39.57	+1
7	4 PRIDE OF PASSION Erin Molloy	6	63.8 Overall	0:12.43 1400m	1:47.08 [7] (0:13.87)	1:33.21 [3] (0:12.43)	1:20.78 [5] (0:12.99)	1:07.79 [4] (0:13.51)	0:54.28 [5] (0:13.47)	0:40.81 [5] (0:13.63)	0:27.18 [7] (0:13.31)	0:40.81	+10
8	6 YONAKA Damien Boutet	7	63.4 1400m	0:12.44 1400m	1:50.03 [8] (0:14.26)	1:35.77 [7] (0:12.44)	1:23.33 [8] (0:12.94)	1:10.39 [8] (0:13.36)	0:57.03 [6] (0:13.31)	0:43.72 [6] (0:13.62)	0:30.10 [8] (0:14.21)	0:43.72	+1

Scratched: Rippington (#10), Aboveforty (#8), Allezbec (#11), Migratory (#12), Before The Thunder (#1)

[] Ranking at each section and finish
 -:-:- No data available at this section
 NA No data available

SCN Saddle cloth number
 DNF Did not finish
 DNT Did not track



Sunshine Coast QLD Professional
Race 2: LANDSBOROUGH PUB Maiden Plate - 1600m
15 December 2024 - 13:30



Track Rating: Heavy 10, Weather: Showers, Rail Position: +9m Entire

Section				200m				Last 600m	
Field Times				0:13.32 (0:13.32)				0:38.31	
Rank	TAB	Horse/Jockey	Barrier	Top Speed [km/h]	Fastest Section	Margin			Distance Travelled [m]
1	3	EIGHT CYLINDERS Luke Tarrant	8	63.0	0:12.20 Overall 1400m	0:13.32 [1] (0:13.32)	1:44.06		0:38.31
2	7	ZINOTAR Ron Stewart	2	63.4	0:12.23 Overall 400m	0:12.99 [3] (0:12.99)	0.8L		0:37.99 +0
3	2	BIT OF GRUNT Rob Thorburn	3	64.6	0:12.21 Overall 1400m	0:13.11 [2] (0:13.11)	1.2L		0:38.32 +2
4	9	JOHNTIALJO Georgina Cartwright	4	62.9	0:12.38 Overall 400m	0:13.50 [4] (0:13.50)	4.5L		0:38.53 +6
5	5	THE HINDUSTAN Kyle Wilson-Taylor	1	64.0	0:12.13 1400m 1400m	0:13.67 [5] (0:13.67)	6L		0:38.99 +5
6	13	ZONTO WILBERFORCE Jace McMurray	5	62.9	0:12.20 1400m 1400m	0:14.12 [6] (0:14.12)	11.3L		0:39.57 +1
7	4	PRIDE OF PASSION Erin Molloy	6	63.8	0:12.43 Overall 1400m	0:13.87 [7] (0:13.87)	17.1L		0:40.81 +10
8	6	YONAKA Damien Boutet	7	63.4	0:12.44 1400m 1400m	0:15.89 [8] (0:15.89)	34.4L		0:43.72 +1

Scratched: Rippington (#10), Aboveforty (#8), Allezbec (#11), Migratory (#12), Before The Thunder (#1)

[] Ranking at each section and finish
 -:-:- No data available at this section
 NA No data available

SCN Saddle cloth number
 DNF Did not finish
 DNT Did not track



Horse/Jockey Name	Eight Cylinders
Final Rank	1
Fastest Section Time (Section)	0:12.20 (1400m)
Top Speed [km/h] (Section)	63.0 (Overall)
Race State	Finished



Sunshine Coast QLD Professional

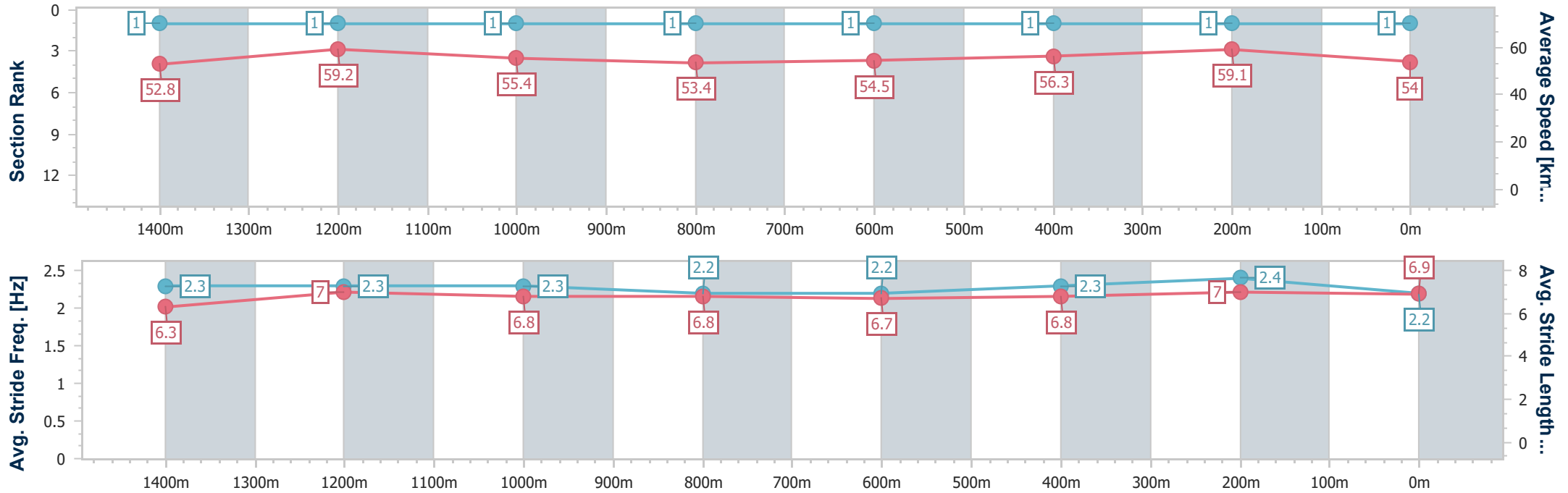
Race 2: LANDSBOROUGH PUB Maiden Plate - 1600m



15 December 2024 - 13:30

Track Rating: Heavy 10, Weather: Showers, Rail Position: +9m Entire

Section	Overall	1400m	1200m	1000m	800m	600m	400m	200m
Section Times	1:44.06 [1] (0:13.67)	1:30.39 [1] (0:12.20)	1:18.19 [1] (0:13.03)	1:05.16 [1] (0:13.56)	0:51.60 [1] (0:13.29)	0:38.31 [1] (0:12.77)	0:25.54 [1] (0:12.22)	0:13.32 [1] (0:13.32)
Average Speed [km/h]	52.8	59.2	55.4	53.4	54.5	56.3	59.1	54.0
Top Speed [km/h]	63.0	62.4	57.3	54.1	56.4	58.6	61.3	58.4
Avg. Dist. to Rail [m]	5.5	1.9	2.0	1.8	1.0	0.2	0.4	0.6
Avg. Stride Freq. [Hz]	2.3	2.3	2.3	2.2	2.2	2.3	2.4	2.2
Avg. Stride Length [m]	6.3	7.0	6.8	6.8	6.7	6.8	7.0	6.9



- [] Ranking at each section and finish
- .-.- No data available at this section
- NA No data available



Horse/Jockey Name	Zinotar
Final Rank	2
Fastest Section Time (Section)	0:12.23 (400m)
Top Speed [km/h] (Section)	63.4 (Overall)
Race State	Finished



Sunshine Coast QLD Professional

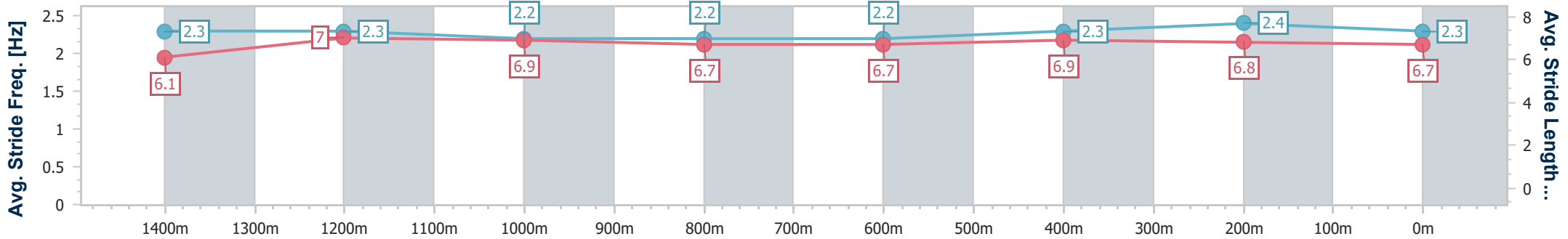
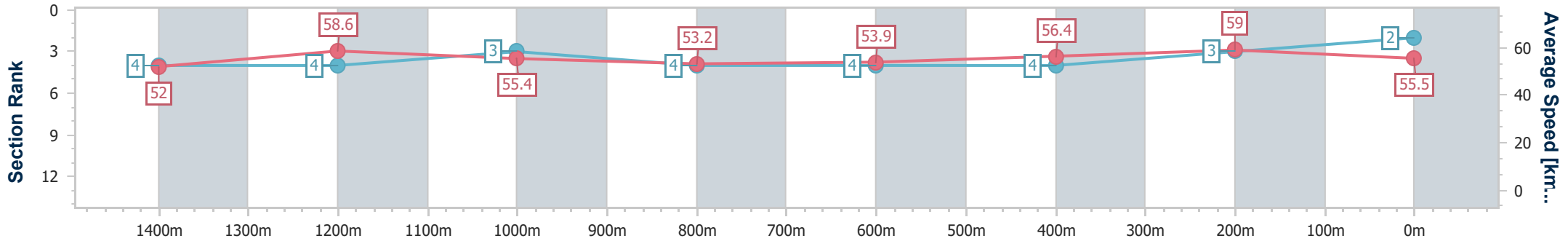
Race 2: LANDSBOROUGH PUB Maiden Plate - 1600m



15 December 2024 - 13:30

Track Rating: Heavy 10, Weather: Showers, Rail Position: +9m Entire

Section	Overall	1400m	1200m	1000m	800m	600m	400m	200m
Section Times	1:44.23 [2] (0:13.90)	1:30.33 [4] (0:12.32)	1:18.01 [4] (0:12.99)	1:05.02 [3] (0:13.58)	0:51.44 [4] (0:13.45)	0:37.99 [4] (0:12.77)	0:25.22 [4] (0:12.23)	0:12.99 [3] (0:12.99)
Average Speed [km/h]	52.0	58.6	55.4	53.2	53.9	56.4	59.0	55.5
Top Speed [km/h]	63.4	61.0	57.8	54.3	55.7	57.6	59.7	57.8
Avg. Dist. to Rail [m]	2.7	1.5	1.8	1.9	1.0	0.3	0.3	1.3
Avg. Stride Freq. [Hz]	2.3	2.3	2.2	2.2	2.2	2.3	2.4	2.3
Avg. Stride Length [m]	6.1	7.0	6.9	6.7	6.7	6.9	6.8	6.7



- [] Ranking at each section and finish
- .-.- No data available at this section
- NA No data available



Horse/Jockey Name	Bit Of Grunt
Final Rank	3
Fastest Section Time (Section)	0:12.21 (1400m)
Top Speed [km/h] (Section)	64.6 (Overall)
Race State	Finished



Sunshine Coast QLD Professional

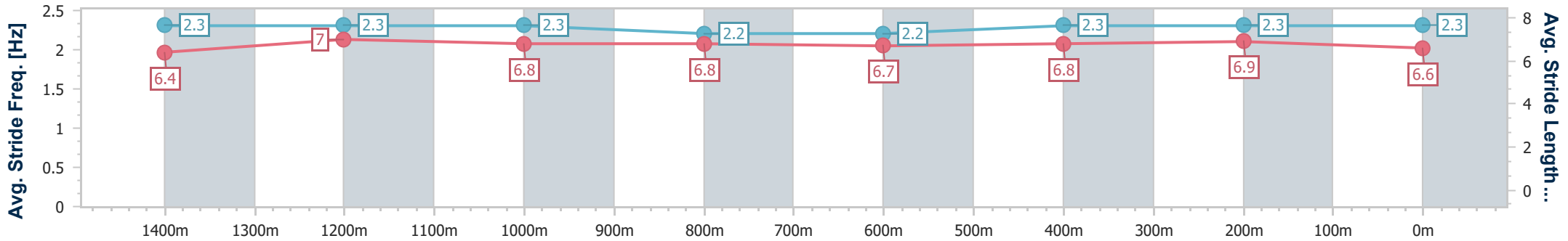
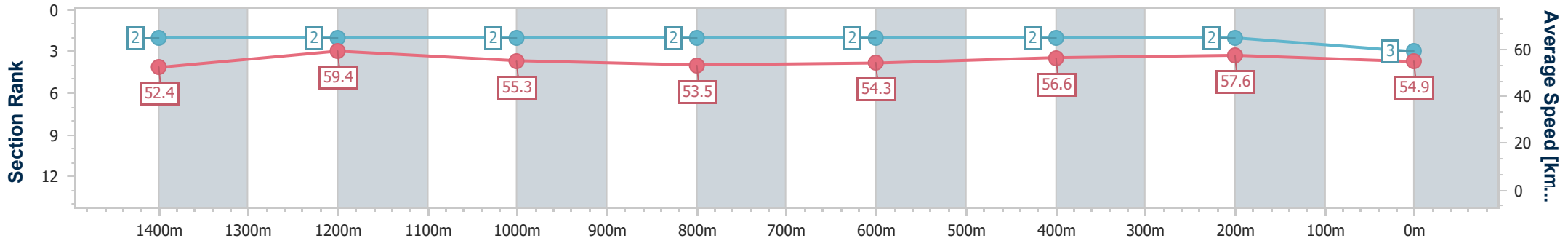
Race 2: LANDSBOROUGH PUB Maiden Plate - 1600m



15 December 2024 - 13:30

Track Rating: Heavy 10, Weather: Showers, Rail Position: +9m Entire

Section	Overall	1400m	1200m	1000m	800m	600m	400m	200m
Section Times	1:44.31 [3] (0:13.76)	1:30.55 [2] (0:12.21)	1:18.34 [2] (0:13.06)	1:05.28 [2] (0:13.57)	0:51.71 [2] (0:13.39)	0:38.32 [2] (0:12.71)	0:25.61 [2] (0:12.50)	0:13.11 [2] (0:13.11)
Average Speed [km/h]	52.4	59.4	55.3	53.5	54.3	56.6	57.6	54.9
Top Speed [km/h]	64.6	63.1	56.7	54.1	55.6	58.0	58.7	57.4
Avg. Dist. to Rail [m]	4.2	3.2	3.0	2.7	1.7	0.4	0.3	2.0
Avg. Stride Freq. [Hz]	2.3	2.3	2.3	2.2	2.2	2.3	2.3	2.3
Avg. Stride Length [m]	6.4	7.0	6.8	6.8	6.7	6.8	6.9	6.6



- [] Ranking at each section and finish
- .-.- No data available at this section
- NA No data available



Horse/Jockey Name	Johntialjo
Final Rank	4
Fastest Section Time (Section)	0:12.38 (400m)
Top Speed [km/h] (Section)	62.9 (Overall)
Race State	Finished



Sunshine Coast QLD Professional

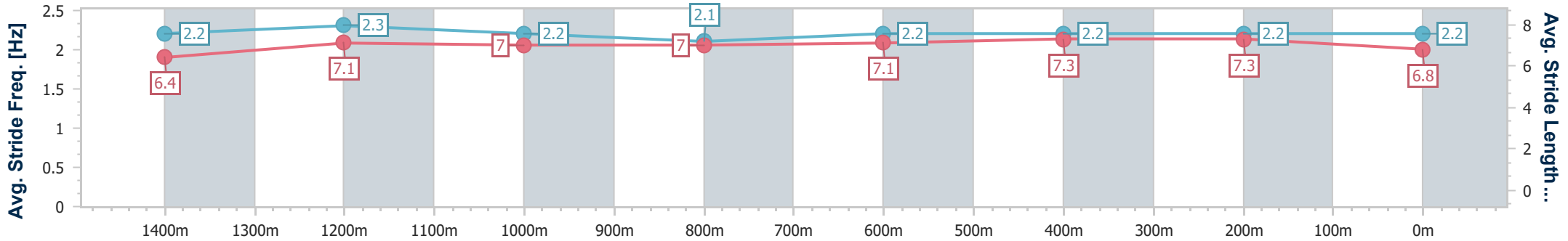
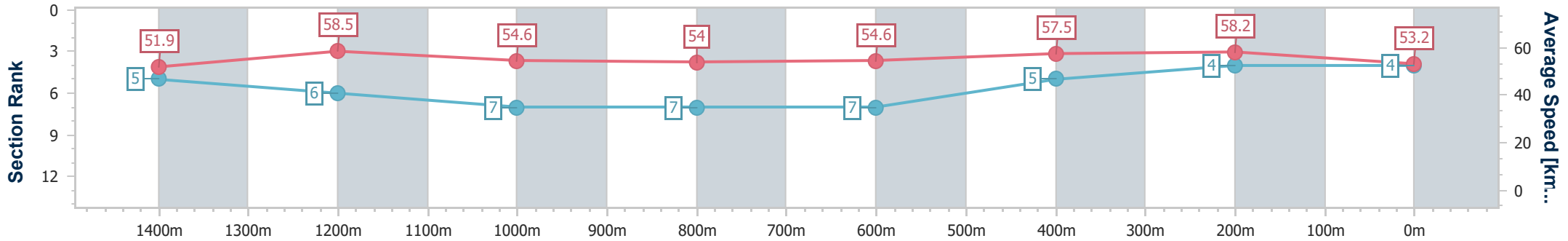
Race 2: LANDSBOROUGH PUB Maiden Plate - 1600m



15 December 2024 - 13:30

Track Rating: Heavy 10, Weather: Showers, Rail Position: +9m Entire

Section	Overall	1400m	1200m	1000m	800m	600m	400m	200m
Section Times	1:44.91 [4] (0:13.90)	1:31.01 [5] (0:12.48)	1:18.53 [6] (0:13.21)	1:05.32 [7] (0:13.44)	0:51.88 [7] (0:13.35)	0:38.53 [7] (0:12.65)	0:25.88 [5] (0:12.38)	0:13.50 [4] (0:13.50)
Average Speed [km/h]	51.9	58.5	54.6	54.0	54.6	57.5	58.2	53.2
Top Speed [km/h]	62.9	61.2	56.1	54.7	56.1	58.6	58.9	56.4
Avg. Dist. to Rail [m]	5.5	4.4	3.7	3.0	2.0	2.0	3.3	3.8
Avg. Stride Freq. [Hz]	2.2	2.3	2.2	2.1	2.2	2.2	2.2	2.2
Avg. Stride Length [m]	6.4	7.1	7.0	7.0	7.1	7.3	7.3	6.8



- [] Ranking at each section and finish
- .-.- No data available at this section
- NA No data available



Horse/Jockey Name	The Hindustan
Final Rank	5
Fastest Section Time (Section)	0:12.13 (1400m)
Top Speed [km/h] (Section)	64.0 (1400m)
Race State	Finished



Sunshine Coast QLD Professional

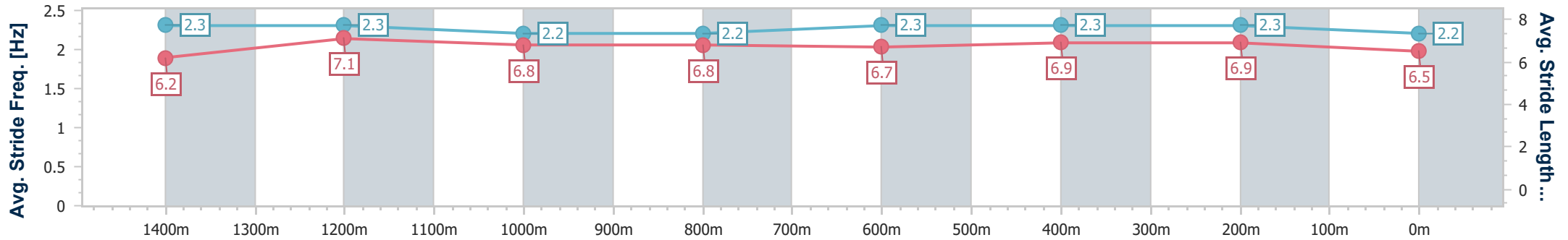
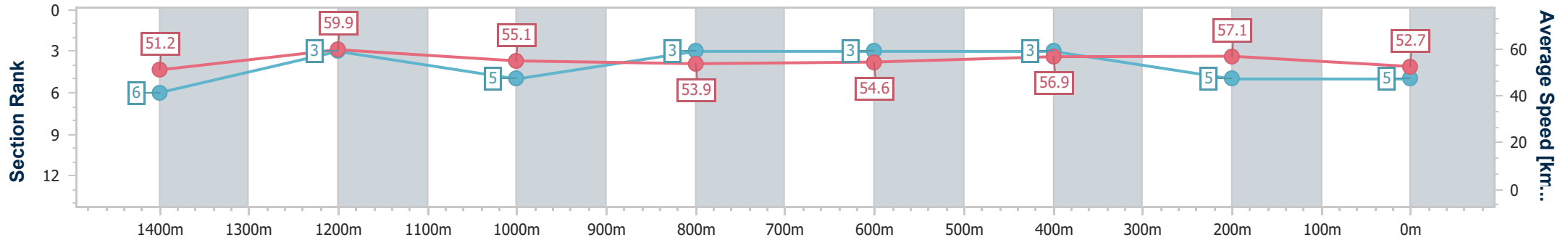
Race 2: LANDSBOROUGH PUB Maiden Plate - 1600m



15 December 2024 - 13:30

Track Rating: Heavy 10, Weather: Showers, Rail Position: +9m Entire

Section	Overall	1400m	1200m	1000m	800m	600m	400m	200m					
Section Times	1:45.19 [5] (0:14.08)	1:31.11 [6] (0:12.13)	1:18.98 [3] (0:13.10)	1:05.88 [5] (0:13.47)	0:52.41 [3] (0:13.42)	0:38.99 [3] (0:12.71)	0:26.28 [3] (0:12.61)	0:13.67 [5] (0:13.67)					
Average Speed [km/h]	51.2	59.9	55.1	53.9	54.6	56.9	57.1	52.7					
Top Speed [km/h]	63.9	64.0	57.0	54.3	56.2	57.7	58.1	56.4					
Avg. Dist. to Rail [m]	2.7	3.3	3.0	3.1	2.6	1.1	1.3	2.4					
Avg. Stride Freq. [Hz]	2.3	2.3	2.2	2.2	2.3	2.3	2.3	2.2					
Avg. Stride Length [m]	6.2	7.1	6.8	6.8	6.7	6.9	6.9	6.5					



- [] Ranking at each section and finish
- .-.- No data available at this section
- NA No data available



Horse/Jockey Name	Zonto Wilberforce
Final Rank	6
Fastest Section Time (Section)	0:12.20 (1400m)
Top Speed [km/h] (Section)	62.9 (1400m)
Race State	Finished



Sunshine Coast QLD Professional

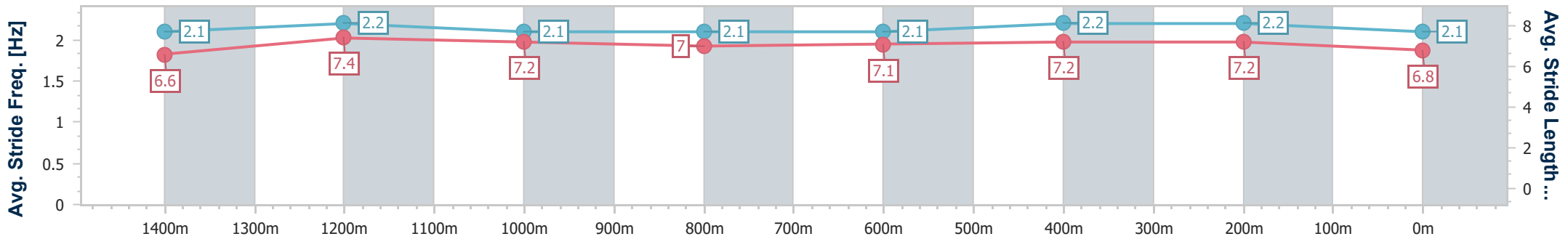
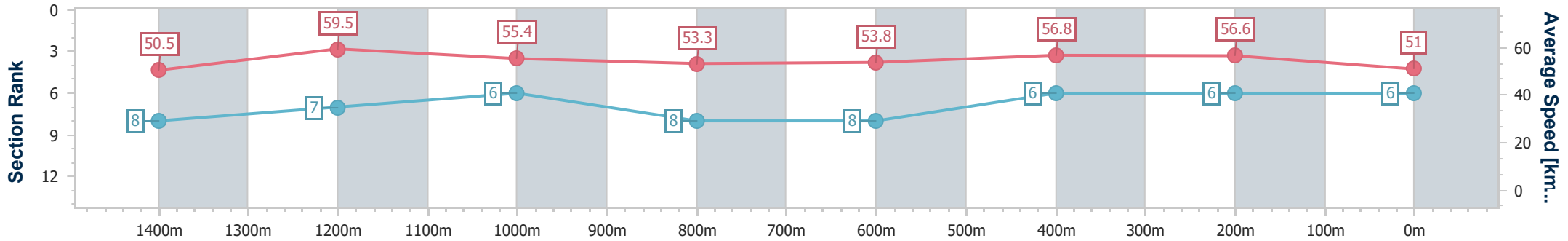
Race 2: LANDSBOROUGH PUB Maiden Plate - 1600m



15 December 2024 - 13:30

Track Rating: Heavy 10, Weather: Showers, Rail Position: +9m Entire

Section	Overall	1400m	1200m	1000m	800m	600m	400m	200m						
Section Times	1:46.10 [6] (0:14.29)	1:31.81 [8] (0:12.20)	1:19.61 [7] (0:13.03)	1:06.58 [6] (0:13.56)	0:53.02 [8] (0:13.45)	0:39.57 [8] (0:12.73)	0:26.84 [6] (0:12.72)	0:14.12 [6] (0:14.12)						
Average Speed [km/h]	50.5	59.5	55.4	53.3	53.8	56.8	56.6	51.0						
Top Speed [km/h]	62.9	62.9	57.1	54.3	54.9	57.3	57.4	55.0						
Avg. Dist. to Rail [m]	5.6	3.3	2.2	2.0	1.0	0.6	1.0	1.2						
Avg. Stride Freq. [Hz]	2.1	2.2	2.1	2.1	2.1	2.2	2.2	2.1						
Avg. Stride Length [m]	6.6	7.4	7.2	7.0	7.1	7.2	7.2	6.8						



- [] Ranking at each section and finish
- .-.- No data available at this section
- NA No data available



Horse/Jockey Name	Pride Of Passion
Final Rank	7
Fastest Section Time (Section)	0:12.43 (1400m)
Top Speed [km/h] (Section)	63.8 (Overall)
Race State	Finished



Sunshine Coast QLD Professional

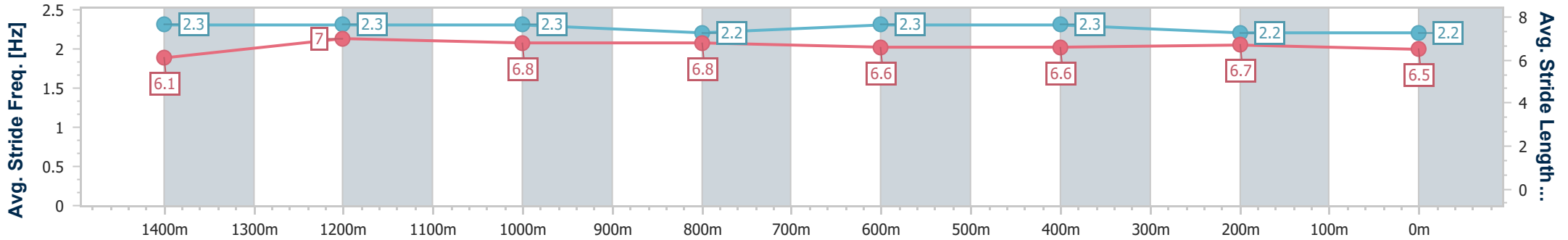
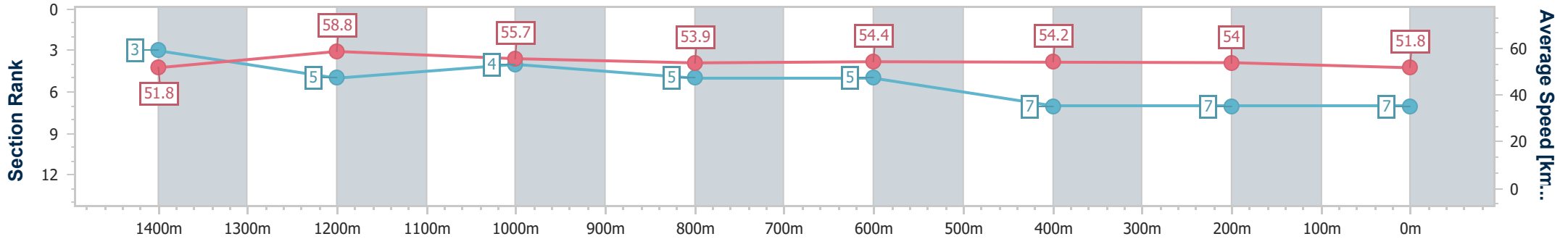
Race 2: LANDSBOROUGH PUB Maiden Plate - 1600m



15 December 2024 - 13:30

Track Rating: Heavy 10, Weather: Showers, Rail Position: +9m Entire

Section	Overall	1400m	1200m	1000m	800m	600m	400m	200m
Section Times	1:47.08 [7] (0:13.87)	1:33.21 [3] (0:12.43)	1:20.78 [5] (0:12.99)	1:07.79 [4] (0:13.51)	0:54.28 [5] (0:13.47)	0:40.81 [5] (0:13.63)	0:27.18 [7] (0:13.31)	0:13.87 [7] (0:13.87)
Average Speed [km/h]	51.8	58.8	55.7	53.9	54.4	54.2	54.0	51.8
Top Speed [km/h]	63.8	60.7	57.8	54.7	55.7	55.7	54.8	54.3
Avg. Dist. to Rail [m]	6.5	5.2	4.6	4.1	3.7	3.6	3.0	3.4
Avg. Stride Freq. [Hz]	2.3	2.3	2.3	2.2	2.3	2.3	2.2	2.2
Avg. Stride Length [m]	6.1	7.0	6.8	6.8	6.6	6.6	6.7	6.5



- [] Ranking at each section and finish
- .-.- No data available at this section
- NA No data available



Horse/Jockey Name	Yonaka
Final Rank	8
Fastest Section Time (Section)	0:12.44 (1400m)
Top Speed [km/h] (Section)	63.4 (1400m)
Race State	Finished



Sunshine Coast QLD Professional

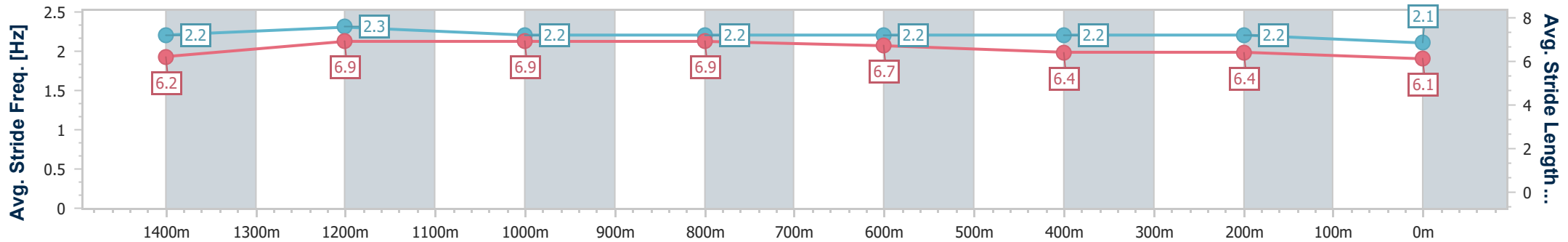
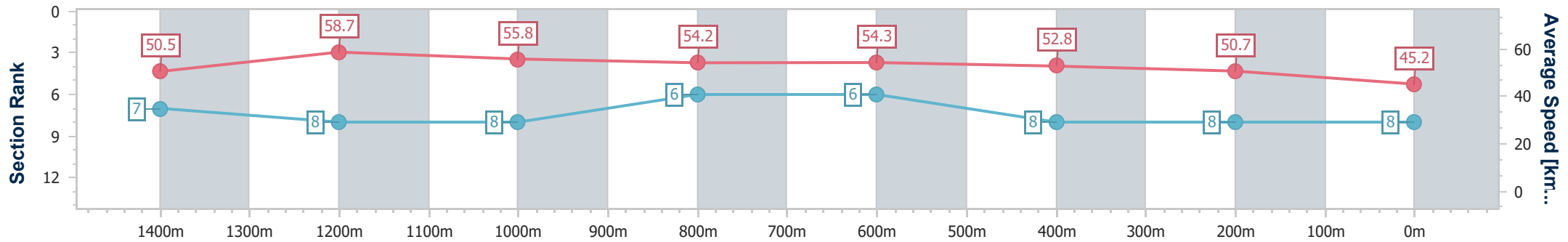
Race 2: LANDSBOROUGH PUB Maiden Plate - 1600m



15 December 2024 - 13:30

Track Rating: Heavy 10, Weather: Showers, Rail Position: +9m Entire

Section	Overall	1400m	1200m	1000m	800m	600m	400m	200m
Section Times	1:50.03 [8] (0:14.26)	1:35.77 [7] (0:12.44)	1:23.33 [8] (0:12.94)	1:10.39 [8] (0:13.36)	0:57.03 [6] (0:13.31)	0:43.72 [6] (0:13.62)	0:30.10 [8] (0:14.21)	0:15.89 [8] (0:15.89)
Average Speed [km/h]	50.5	58.7	55.8	54.2	54.3	52.8	50.7	45.2
Top Speed [km/h]	63.1	63.4	58.0	55.0	55.5	54.4	51.3	50.1
Avg. Dist. to Rail [m]	6.7	5.0	3.2	2.3	0.7	0.4	2.7	3.9
Avg. Stride Freq. [Hz]	2.2	2.3	2.2	2.2	2.2	2.2	2.2	2.1
Avg. Stride Length [m]	6.2	6.9	6.9	6.9	6.7	6.4	6.4	6.1



- [] Ranking at each section and finish
- .-.- No data available at this section
- NA No data available