



Ladbrokes Cannon Park QLD Professional

Race 3: B&K Dent BM75 Handicap - 950m

17 December 2024 - 14:43



Track Rating: Good 4, Weather: Fine, Rail Position: +1m 1050m-300m, +0m Remainder

Section		Overall	800m	600m	400m	200m	Last 600m					
Field Times		0:54.03 (0:10.42)	0:43.61 (0:10.35)	0:33.26 (0:10.85)	0:22.41 (0:10.98)	0:11.43 (0:11.43)	0:33.26					
Rank	TAB Horse/Jockey	Barrier	Top Speed [km/h]	Fastest Section	Margin					Distance Travelled [m]		
1	5 ZI WIN Chelsea Jokic	5	71.0 800m	0:10.35 800m	0:54.03 [1] (0:10.42)	0:43.61 [1] (0:10.35)	0:33.26 [1] (0:10.85)	0:22.41 [1] (0:10.98)	0:11.43 [1] (0:11.43)	0:54.03	0:33.26	
2	1 FODOR Ryan Wiggins	2	69.6 800m	0:10.47 800m	0:54.08 [2] (0:10.84)	0:43.24 [4] (0:10.47)	0:32.77 [4] (0:10.74)	0:22.03 [4] (0:10.79)	0:11.24 [4] (0:11.24)	0.31L	0:32.77	-1
3	4 RIGEL STAR Nathan Day	1	69.3 800m	0:10.44 Overall	0:54.17 [3] (0:10.44)	0:43.73 [2] (0:10.47)	0:33.26 [2] (0:10.93)	0:22.33 [3] (0:10.86)	0:11.47 [2] (0:11.47)	0.86L	0:33.26	-1
4	2 MIKADO Adrian Layt	4	70.0 600m	0:10.60 800m	0:54.34 [4] (0:10.97)	0:43.37 [5] (0:10.60)	0:32.77 [5] (0:10.62)	0:22.15 [5] (0:10.98)	0:11.17 [5] (0:11.17)	1.85L	0:32.77	-1
5	3 STARZ BARWON Sean Cormack	3	69.9 800m	0:10.38 800m	0:54.39 [5] (0:10.66)	0:43.73 [3] (0:10.38)	0:33.35 [3] (0:10.77)	0:22.58 [2] (0:10.99)	0:11.59 [3] (0:11.59)	2.15L	0:33.35	-1

Scratched: Witness Attack (#6)

[] Ranking at each section and finish
 -:-:- No data available at this section
 NA No data available

SCN Saddle cloth number
 DNF Did not finish
 DNT Did not track



Horse/Jockey Name	Zi Win
Final Rank	1
Fastest Section Time (Section)	0:10.35 (800m)
Top Speed [km/h] (Section)	71.0 (800m)
Race State	Finished



Ladbrokes Cannon Park QLD Professional

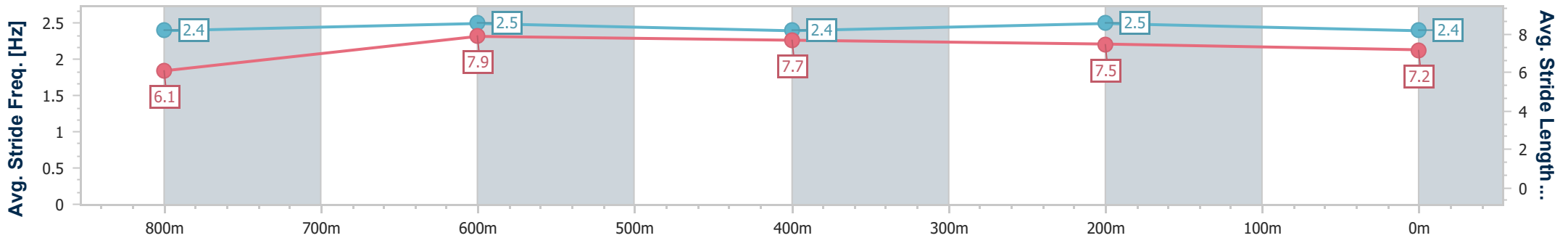
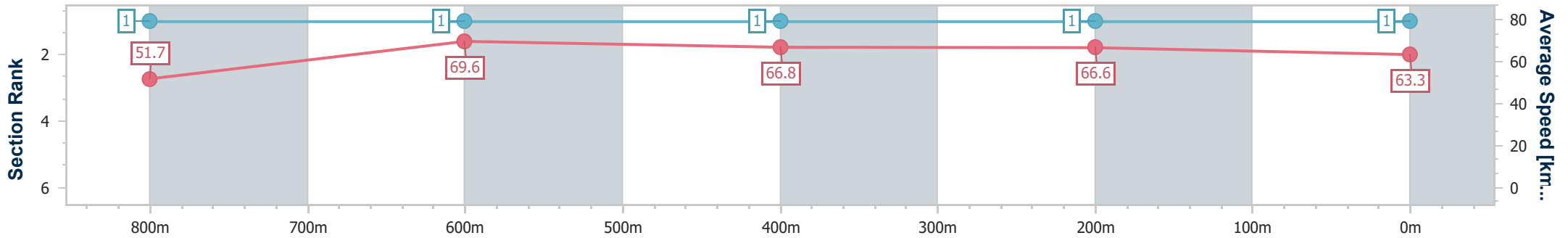
Race 3: B&K Dent BM75 Handicap - 950m

17 December 2024 - 14:43

Track Rating: Good 4, Weather: Fine, Rail Position: +1m 1050m-300m, +0m Remainder



Section	Overall	800m	600m	400m	200m
Section Times	0:54.03 [1] (0:10.42)	0:43.61 [1] (0:10.35)	0:33.26 [1] (0:10.85)	0:22.41 [1] (0:10.98)	0:11.43 [1] (0:11.43)
Average Speed [km/h]	51.7	69.6	66.8	66.6	63.3
Top Speed [km/h]	69.5	71.0	68.1	67.5	64.8
Avg. Dist. to Rail [m]	1.5	1.4	1.7	6.7	7.2
Avg. Stride Freq. [Hz]	2.4	2.5	2.4	2.5	2.4
Avg. Stride Length [m]	6.1	7.9	7.7	7.5	7.2



- [] Ranking at each section and finish
- .-.- No data available at this section
- NA No data available



Horse/Jockey Name	Fodor
Final Rank	2
Fastest Section Time (Section)	0:10.47 (800m)
Top Speed [km/h] (Section)	69.6 (800m)
Race State	Finished



Ladbrokes Cannon Park QLD Professional

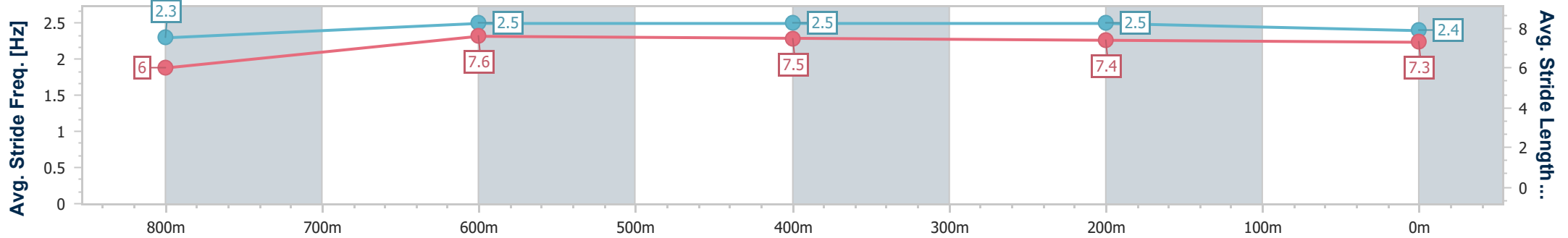
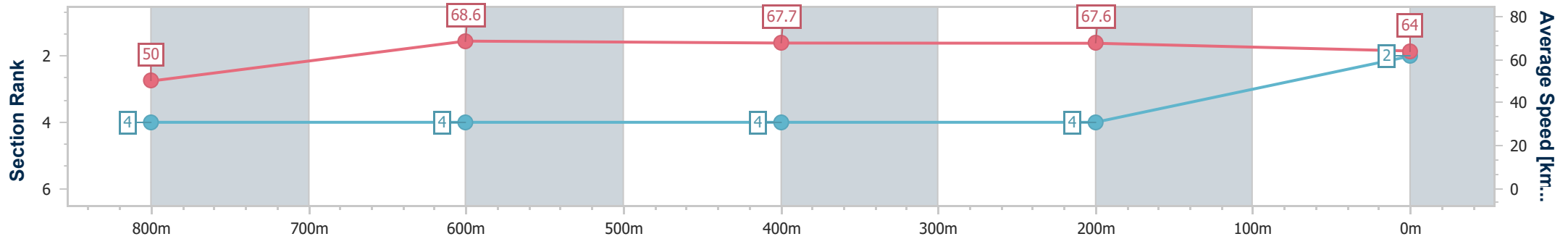
Race 3: B&K Dent BM75 Handicap - 950m

17 December 2024 - 14:43

Track Rating: Good 4, Weather: Fine, Rail Position: +1m 1050m-300m, +0m Remainder



Section	Overall	800m	600m	400m	200m
Section Times	0:54.08 [2] (0:10.84)	0:43.24 [4] (0:10.47)	0:32.77 [4] (0:10.74)	0:22.03 [4] (0:10.79)	0:11.24 [4] (0:11.24)
Average Speed [km/h]	50.0	68.6	67.7	67.6	64.0
Top Speed [km/h]	69.0	69.6	68.7	68.4	67.4
Avg. Dist. to Rail [m]	0.9	0.4	1.1	6.1	8.9
Avg. Stride Freq. [Hz]	2.3	2.5	2.5	2.5	2.4
Avg. Stride Length [m]	6.0	7.6	7.5	7.4	7.3



- [] Ranking at each section and finish
- .-.- No data available at this section
- NA No data available



Horse/Jockey Name	Rigel Star
Final Rank	3
Fastest Section Time (Section)	0:10.44 (Overall)
Top Speed [km/h] (Section)	69.3 (800m)
Race State	Finished



Ladbrokes Cannon Park QLD Professional

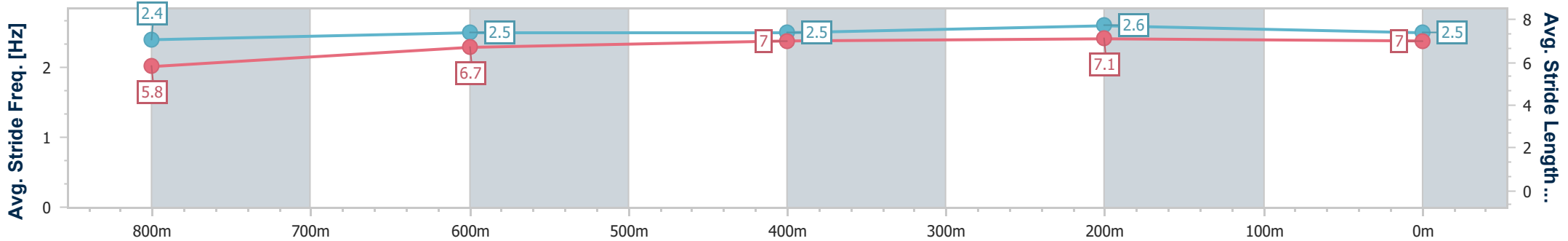
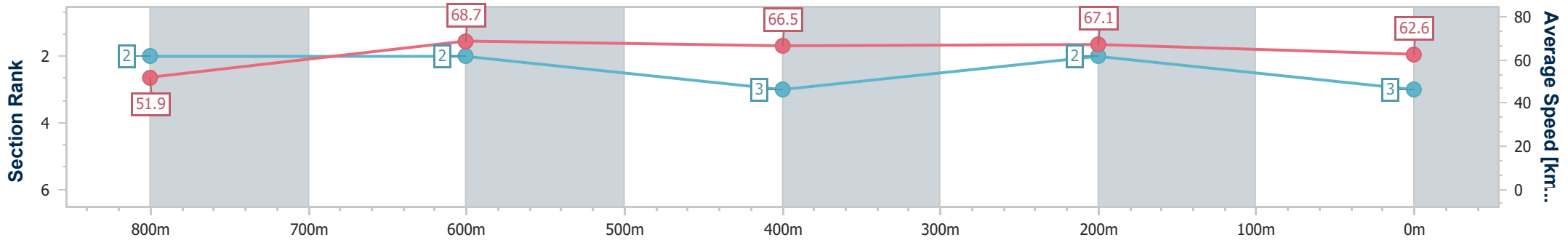
Race 3: B&K Dent BM75 Handicap - 950m

17 December 2024 - 14:43

Track Rating: Good 4, Weather: Fine, Rail Position: +1m 1050m-300m, +0m Remainder



Section	Overall	800m	600m	400m	200m
Section Times	0:54.17 [3] (0:10.44)	0:43.73 [2] (0:10.47)	0:33.26 [2] (0:10.93)	0:22.33 [3] (0:10.86)	0:11.47 [2] (0:11.47)
Average Speed [km/h]	51.9	68.7	66.5	67.1	62.6
Top Speed [km/h]	68.1	69.3	67.8	67.8	66.3
Avg. Dist. to Rail [m]	3.4	1.8	1.9	3.3	5.5
Avg. Stride Freq. [Hz]	2.4	2.5	2.5	2.6	2.5
Avg. Stride Length [m]	5.8	6.7	7.0	7.1	7.0



- [] Ranking at each section and finish
- .-.- No data available at this section
- NA No data available



Horse/Jockey Name	Mikado
Final Rank	4
Fastest Section Time (Section)	0:10.60 (800m)
Top Speed [km/h] (Section)	70.0 (600m)
Race State	Finished



Ladbrokes Cannon Park QLD Professional

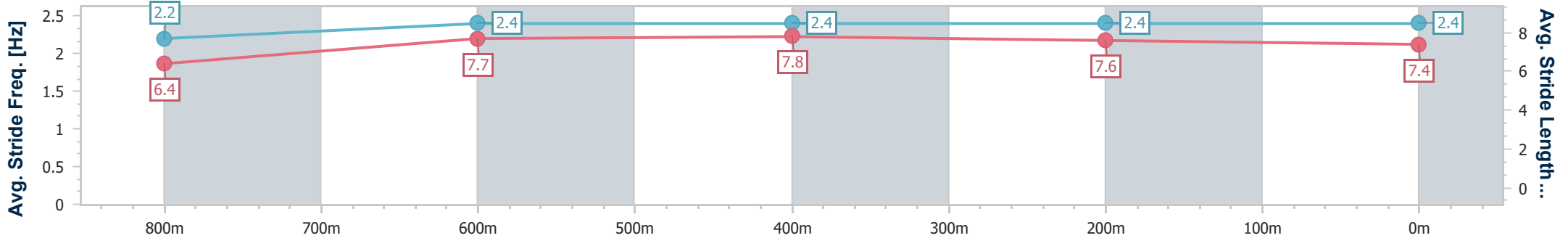
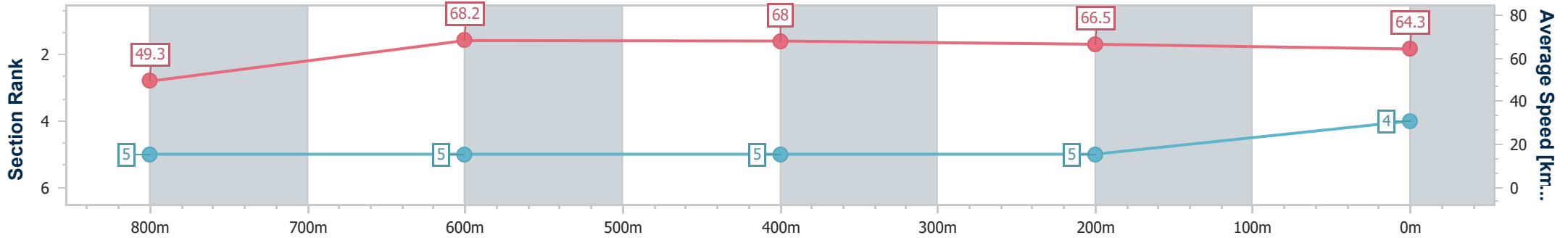
Race 3: B&K Dent BM75 Handicap - 950m

17 December 2024 - 14:43

Track Rating: Good 4, Weather: Fine, Rail Position: +1m 1050m-300m, +0m Remainder



Section	Overall	800m	600m	400m	200m
Section Times	0:54.34 [4] (0:10.97)	0:43.37 [5] (0:10.60)	0:32.77 [5] (0:10.62)	0:22.15 [5] (0:10.98)	0:11.17 [5] (0:11.17)
Average Speed [km/h]	49.3	68.2	68.0	66.5	64.3
Top Speed [km/h]	68.0	69.8	70.0	67.8	66.0
Avg. Dist. to Rail [m]	4.5	1.2	1.2	6.4	9.7
Avg. Stride Freq. [Hz]	2.2	2.4	2.4	2.4	2.4
Avg. Stride Length [m]	6.4	7.7	7.8	7.6	7.4



- [] Ranking at each section and finish
- .-.- No data available at this section
- NA No data available



Horse/Jockey Name	Starz Barwon
Final Rank	5
Fastest Section Time (Section)	0:10.38 (800m)
Top Speed [km/h] (Section)	69.9 (800m)
Race State	Finished



Ladbrokes Cannon Park QLD Professional

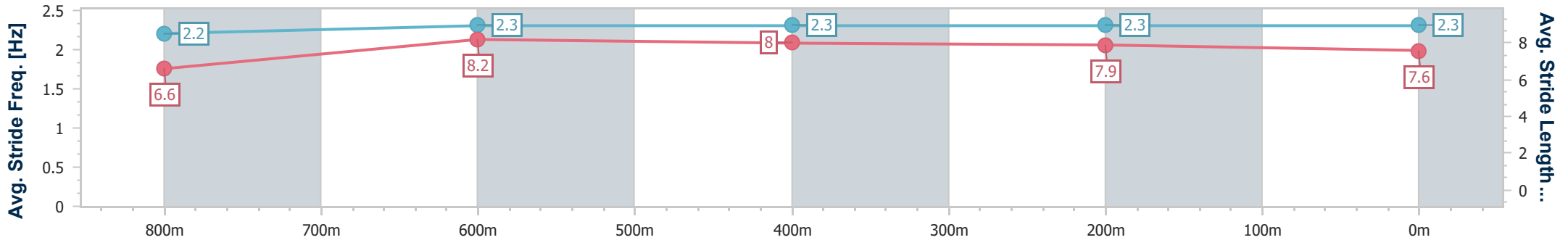
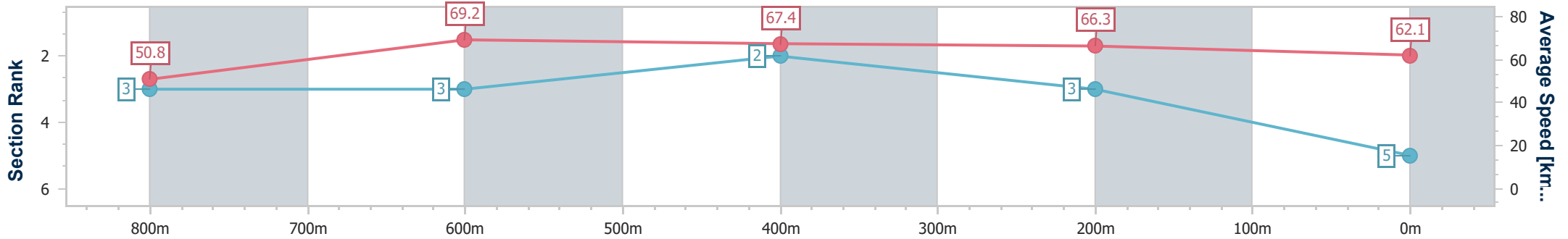
Race 3: B&K Dent BM75 Handicap - 950m

17 December 2024 - 14:43

Track Rating: Good 4, Weather: Fine, Rail Position: +1m 1050m-300m, +0m Remainder



Section	Overall	800m	600m	400m	200m
Section Times	0:54.39 [5] (0:10.66)	0:43.73 [3] (0:10.38)	0:33.35 [3] (0:10.77)	0:22.58 [2] (0:10.99)	0:11.59 [3] (0:11.59)
Average Speed [km/h]	50.8	69.2	67.4	66.3	62.1
Top Speed [km/h]	68.9	69.9	69.4	67.7	65.1
Avg. Dist. to Rail [m]	3.3	0.5	1.3	5.5	6.7
Avg. Stride Freq. [Hz]	2.2	2.3	2.3	2.3	2.3
Avg. Stride Length [m]	6.6	8.2	8.0	7.9	7.6



- [] Ranking at each section and finish
- .-.- No data available at this section
- NA No data available