

Track Rating: Soft 7, Weather: Overcast, Rail Position: True

Section		Overall	1000m	800m	600m	400m	200m	Last 600m					
Field Times		1:05.29 (0:08.63)	0:56.66 (0:10.47)	0:46.19 (0:10.73)	0:35.46 (0:11.37)	0:24.09 (0:12.09)	0:12.00 (0:12.00)	0:35.46					
Rank	TAB Horse/Jockey	Barrier	Top Speed [km/h]	Fastest Section								Margin	Distance Travelled [m]
1	3 GRAFTERBURNERS Cejay Graham	5	69.6	0:09.10	1:05.29 [1] (0:09.10)	0:56.19 [11] (0:10.64)	0:45.55 [11] (0:10.87)	0:34.68 [11] (0:11.41)	0:23.27 [11] (0:11.71)	0:11.56 [7] (0:11.56)	1:05.29	0:34.68	
2	11 ROYAL CHIC Bailey Wheeler	11	69.3	0:08.71	1:05.63 [2] (0:08.71)	0:56.92 [3] (0:10.77)	0:46.15 [7] (0:10.88)	0:35.27 [7] (0:11.37)	0:23.90 [7] (0:11.65)	0:12.25 [2] (0:12.25)	2.04L	0:35.27	+6
3	2 BRAZEN SAILOR Ryan Wiggins	4	68.7	0:08.83	1:05.83 [3] (0:08.83)	0:57.00 [8] (0:10.66)	0:46.34 [8] (0:10.87)	0:35.47 [8] (0:11.36)	0:24.11 [6] (0:11.81)	0:12.30 [4] (0:12.30)	3.21L	0:35.47	-5
4	15 MISHANI TREASURE Rob Thorburn	3	70.9	0:08.63	1:05.98 [4] (0:08.63)	0:57.35 [1] (0:10.47)	0:46.88 [2] (0:10.73)	0:36.15 [1] (0:11.37)	0:24.78 [1] (0:12.09)	0:12.69 [1] (0:12.69)	4.09L	0:36.15	-6
5	5 WILD BEAN Mark Du Plessis	1	68.7	0:08.95	1:06.11 [5] (0:08.95)	0:57.16 [10] (0:10.69)	0:46.47 [10] (0:10.89)	0:35.58 [10] (0:11.32)	0:24.26 [9] (0:11.73)	0:12.53 [5] (0:12.53)	4.87L	0:35.58	-8
6	8 ALL TOO LATE Samantha Collett	9	70.6	0:08.72	1:06.29 [6] (0:08.72)	0:57.57 [4] (0:10.42)	0:47.15 [3] (0:10.80)	0:36.35 [2] (0:11.34)	0:25.01 [2] (0:12.15)	0:12.86 [3] (0:12.86)	5.88L	0:36.35	-5
7	10 MISHANI PEARL Georgina Cartwright	8	68.9	0:08.85	1:06.33 [7] (0:08.85)	0:57.48 [9] (0:10.69)	0:46.79 [9] (0:10.85)	0:35.94 [9] (0:11.44)	0:24.50 [8] (0:12.03)	0:12.47 [9] (0:12.47)	6.14L	0:35.94	-1
8	6 SHEMAKESMENERVOUS Angela Jones	7	70.4	0:08.75	1:06.67 [8] (0:08.75)	0:57.92 [7] (0:10.53)	0:47.39 [4] (0:10.85)	0:36.54 [5] (0:11.46)	0:25.08 [5] (0:12.25)	0:12.83 [8] (0:12.83)	8.12L	0:36.54	+3
9	16 HAPPY COFFEE Luke Tarrant	2	68.9	0:08.74	1:06.67 [9] (0:08.74)	0:57.93 [6] (0:10.61)	0:47.32 [6] (0:10.70)	0:36.62 [4] (0:11.38)	0:25.24 [3] (0:12.19)	0:13.05 [6] (0:13.05)	8.15L	0:36.62	-6
10	14 MILESTONE Damien Thornton	10	70.6	0:08.67	1:07.54 [10] (0:08.67)	0:58.87 [2] (0:10.43)	0:48.44 [1] (0:10.92)	0:37.52 [3] (0:11.44)	0:26.08 [4] (0:12.41)	0:13.67 [10] (0:13.67)	13.22L	0:37.52	-1

Scratched: Luva Flutta (#1), Tinkerbella (#7), Goldarnie (#9), Katie Aine (#13), Midnight Spirit (#4)



Ipswich QLD Professional
Race 1: COASTAL VEHICLE SOLUTIONS QTIS Two-Year-Old Handicap - 1100m
 18 December 2024 - 13:07



Track Rating: Soft 7, Weather: Overcast, Rail Position: True

Section		Overall	1000m	800m	600m	400m	200m	Last 600m					
Field Times		1:05.29 (0:08.63)	0:56.66 (0:10.47)	0:46.19 (0:10.73)	0:35.46 (0:11.37)	0:24.09 (0:12.09)	0:12.00 (0:12.00)	0:35.46					
Rank	TAB Horse/Jockey	Barrier	Top Speed [km/h]	Fastest Section							Margin	Distance Travelled [m]	
11	12 UNSURE MISS	6	69.9	0:08.74	1:10.15 [11]	1:01.41 [5]	0:50.87 [5]	0:39.80 [6]	0:28.21 [10]	0:15.10 [11]	28.59L	0:39.80	-3
	Dale Smith		1000m	Overall	(0:08.74)	(0:10.54)	(0:11.07)	(0:11.59)	(0:13.11)	(0:15.10)			

Scratched: Luva Flutta (#1), Tinkerbella (#7), Goldarnie (#9), Katie Aine (#13), Midnight Spirit (#4)

[] Ranking at each section and finish
 -:-:- No data available at this section
 NA No data available

SCN Saddle cloth number
 DNF Did not finish
 DNT Did not track



Horse/Jockey Name	Grafterburners
Final Rank	1
Fastest Section Time (Section)	0:09.10 (Overall)
Top Speed [km/h] (Section)	69.6 (1000m)
Race State	Finished



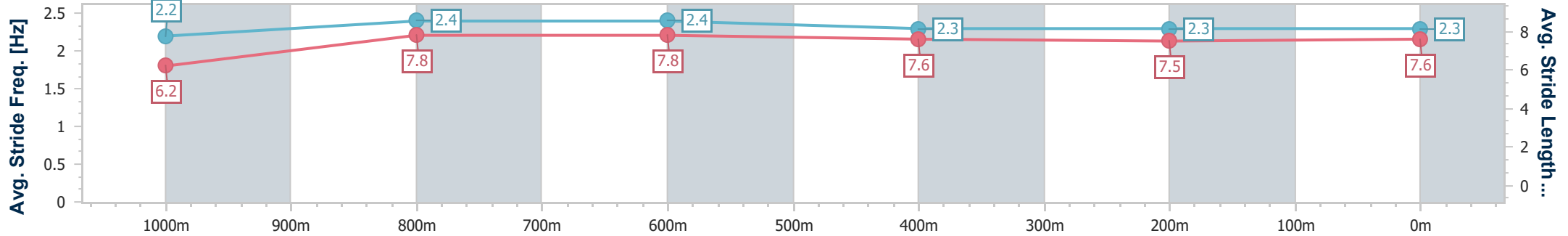
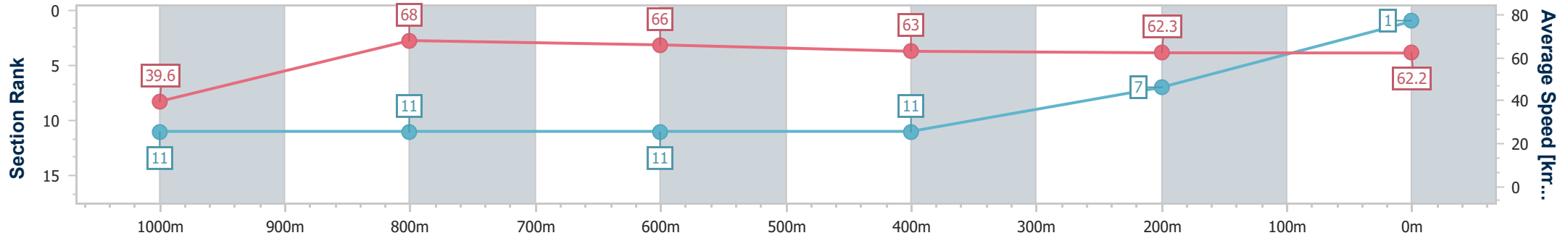
Ipswich QLD Professional
 Race 1: COASTAL VEHICLE SOLUTIONS QTIS Two-Year-Old
 Handicap - 1100m



18 December 2024 - 13:07

Track Rating: Soft 7, Weather: Overcast, Rail Position: True

Section	Overall	1000m	800m	600m	400m	200m
Section Times	1:05.29 [1] (0:09.10)	0:56.19 [11] (0:10.64)	0:45.55 [11] (0:10.87)	0:34.68 [11] (0:11.41)	0:23.27 [11] (0:11.71)	0:11.56 [7] (0:11.56)
Average Speed [km/h]	39.6	68.0	66.0	63.0	62.3	62.2
Top Speed [km/h]	63.5	69.6	68.0	64.7	63.5	63.5
Avg. Dist. to Rail [m]	10.4	2.8	0.4	0.4	3.6	3.8
Avg. Stride Freq. [Hz]	2.2	2.4	2.4	2.3	2.3	2.3
Avg. Stride Length [m]	6.2	7.8	7.8	7.6	7.5	7.6



- [] Ranking at each section and finish
- .-.- No data available at this section
- NA No data available



Horse/Jockey Name	Royal Chic
Final Rank	2
Fastest Section Time (Section)	0:08.71 (Overall)
Top Speed [km/h] (Section)	69.3 (800m)
Race State	Finished



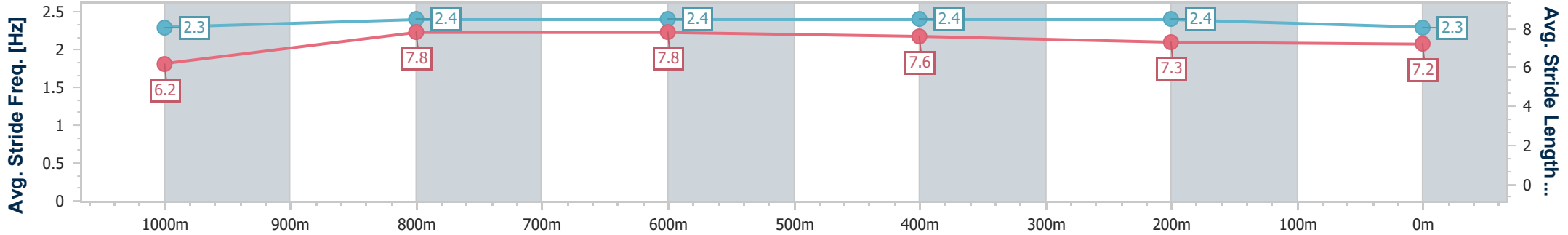
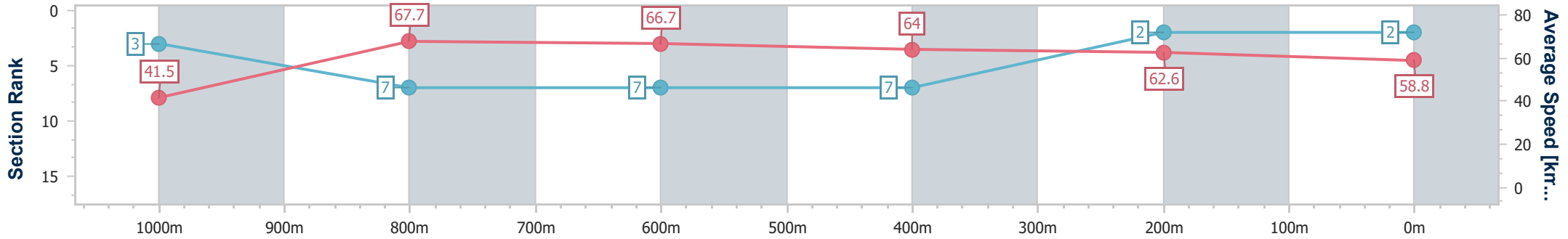
Ipswich QLD Professional
 Race 1: COASTAL VEHICLE SOLUTIONS QTIS Two-Year-Old
 Handicap - 1100m



18 December 2024 - 13:07

Track Rating: Soft 7, Weather: Overcast, Rail Position: True

Section	Overall	1000m	800m	600m	400m	200m
Section Times	1:05.63 [2] (0:08.71)	0:56.92 [3] (0:10.77)	0:46.15 [7] (0:10.88)	0:35.27 [7] (0:11.37)	0:23.90 [7] (0:11.65)	0:12.25 [2] (0:12.25)
Average Speed [km/h]	41.5	67.7	66.7	64.0	62.6	58.8
Top Speed [km/h]	64.7	69.2	69.3	64.8	63.8	61.0
Avg. Dist. to Rail [m]	15.8	7.0	2.1	2.4	3.5	1.4
Avg. Stride Freq. [Hz]	2.3	2.4	2.4	2.4	2.4	2.3
Avg. Stride Length [m]	6.2	7.8	7.8	7.6	7.3	7.2



- [] Ranking at each section and finish
- .-.- No data available at this section
- NA No data available



Horse/Jockey Name	Brazen Sailor
Final Rank	3
Fastest Section Time (Section)	0:08.83 (Overall)
Top Speed [km/h] (Section)	68.7 (1000m)
Race State	Finished



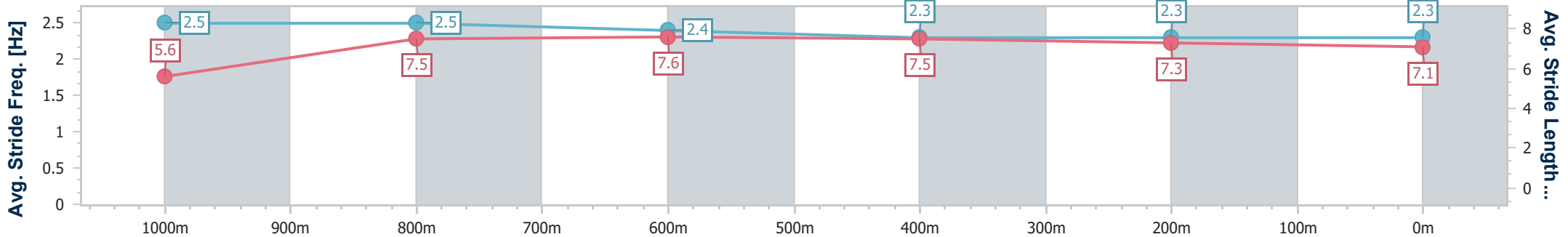
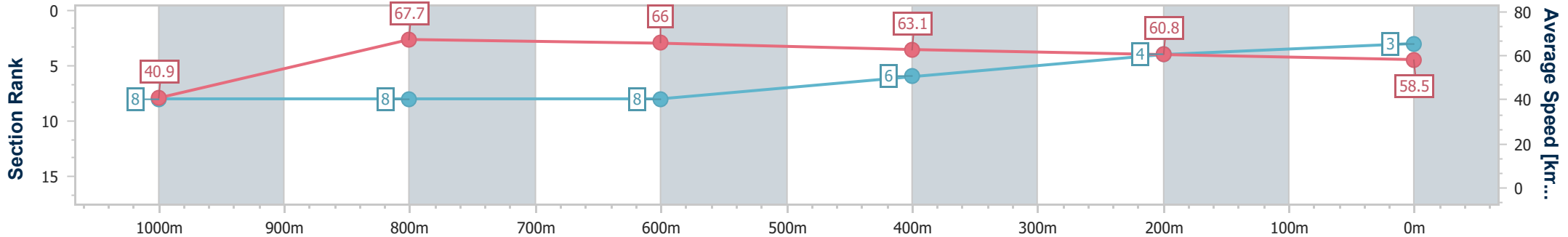
Ipswich QLD Professional
 Race 1: COASTAL VEHICLE SOLUTIONS QTIS Two-Year-Old
 Handicap - 1100m



18 December 2024 - 13:07

Track Rating: Soft 7, Weather: Overcast, Rail Position: True

Section	Overall	1000m	800m	600m	400m	200m
Section Times	1:05.83 [3] (0:08.83)	0:57.00 [8] (0:10.66)	0:46.34 [8] (0:10.87)	0:35.47 [8] (0:11.36)	0:24.11 [6] (0:11.81)	0:12.30 [4] (0:12.30)
Average Speed [km/h]	40.9	67.7	66.0	63.1	60.8	58.5
Top Speed [km/h]	64.2	68.7	67.9	64.6	62.2	59.7
Avg. Dist. to Rail [m]	9.5	2.2	0.8	1.8	0.7	1.8
Avg. Stride Freq. [Hz]	2.5	2.5	2.4	2.3	2.3	2.3
Avg. Stride Length [m]	5.6	7.5	7.6	7.5	7.3	7.1



- [] Ranking at each section and finish
- .-.- No data available at this section
- NA No data available



Horse/Jockey Name	Mishani Treasure
Final Rank	4
Fastest Section Time (Section)	0:08.63 (Overall)
Top Speed [km/h] (Section)	70.9 (1000m)
Race State	Finished



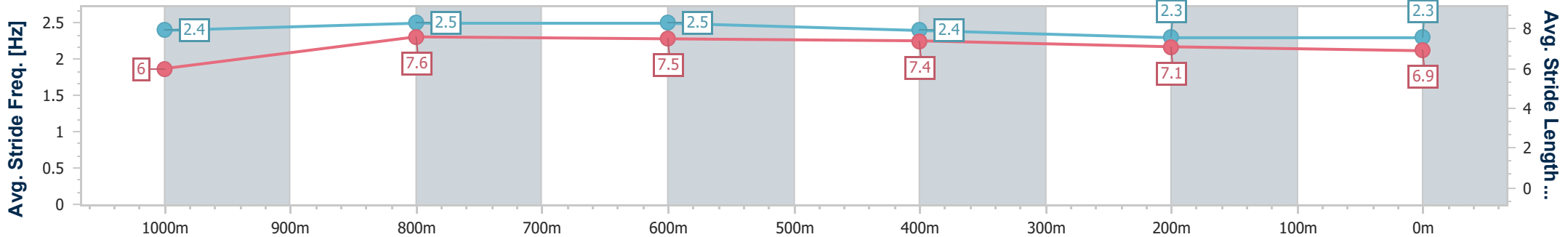
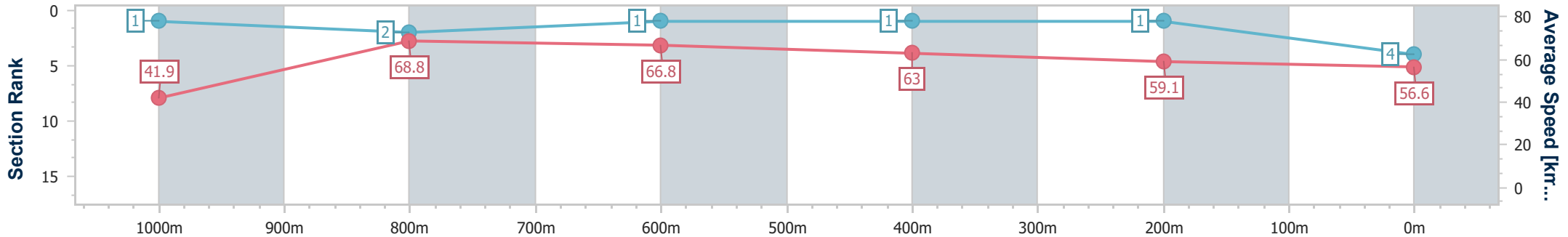
Ipswich QLD Professional
 Race 1: COASTAL VEHICLE SOLUTIONS QTIS Two-Year-Old
 Handicap - 1100m



18 December 2024 - 13:07

Track Rating: Soft 7, Weather: Overcast, Rail Position: True

Section	Overall	1000m	800m	600m	400m	200m
Section Times	1:05.98 [4] (0:08.63)	0:57.35 [1] (0:10.47)	0:46.88 [2] (0:10.73)	0:36.15 [1] (0:11.37)	0:24.78 [1] (0:12.09)	0:12.69 [1] (0:12.69)
Average Speed [km/h]	41.9	68.8	66.8	63.0	59.1	56.6
Top Speed [km/h]	64.4	70.9	69.9	65.6	60.8	58.5
Avg. Dist. to Rail [m]	9.5	2.5	0.7	1.7	1.9	1.6
Avg. Stride Freq. [Hz]	2.4	2.5	2.5	2.4	2.3	2.3
Avg. Stride Length [m]	6.0	7.6	7.5	7.4	7.1	6.9



- [] Ranking at each section and finish
- .-.- No data available at this section
- NA No data available



Horse/Jockey Name	Wild Bean
Final Rank	5
Fastest Section Time (Section)	0:08.95 (Overall)
Top Speed [km/h] (Section)	68.7 (1000m)
Race State	Finished



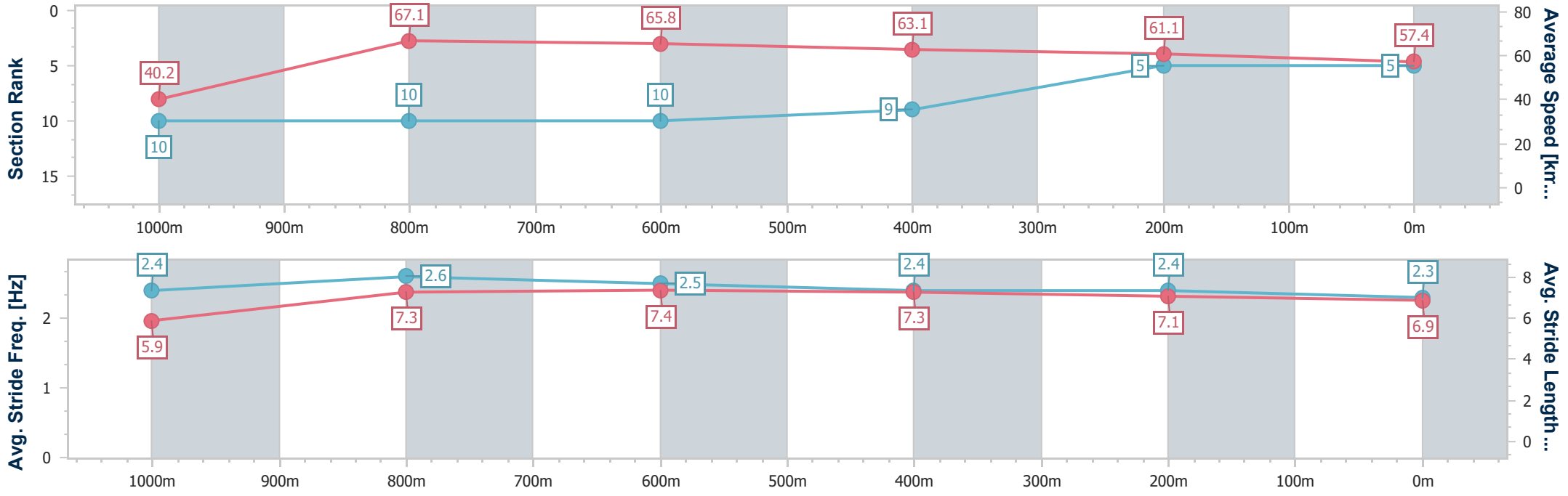
Ipswich QLD Professional
Race 1: COASTAL VEHICLE SOLUTIONS QTIS Two-Year-Old
Handicap - 1100m



18 December 2024 - 13:07

Track Rating: Soft 7, Weather: Overcast, Rail Position: True

Section	Overall	1000m	800m	600m	400m	200m
Section Times	1:06.11 [5] (0:08.95)	0:57.16 [10] (0:10.69)	0:46.47 [10] (0:10.89)	0:35.58 [10] (0:11.32)	0:24.26 [9] (0:11.73)	0:12.53 [5] (0:12.53)
Average Speed [km/h]	40.2	67.1	65.8	63.1	61.1	57.4
Top Speed [km/h]	63.4	68.7	67.7	64.3	61.7	59.9
Avg. Dist. to Rail [m]	5.9	1.4	1.6	1.3	1.0	0.4
Avg. Stride Freq. [Hz]	2.4	2.6	2.5	2.4	2.4	2.3
Avg. Stride Length [m]	5.9	7.3	7.4	7.3	7.1	6.9



- [] Ranking at each section and finish
- .-.- No data available at this section
- NA No data available



Horse/Jockey Name	All Too Late
Final Rank	6
Fastest Section Time (Section)	0:08.72 (Overall)
Top Speed [km/h] (Section)	70.6 (1000m)
Race State	Finished



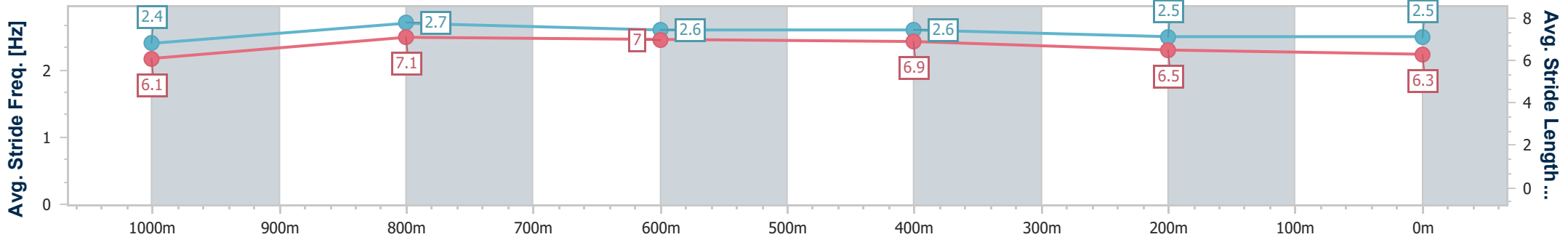
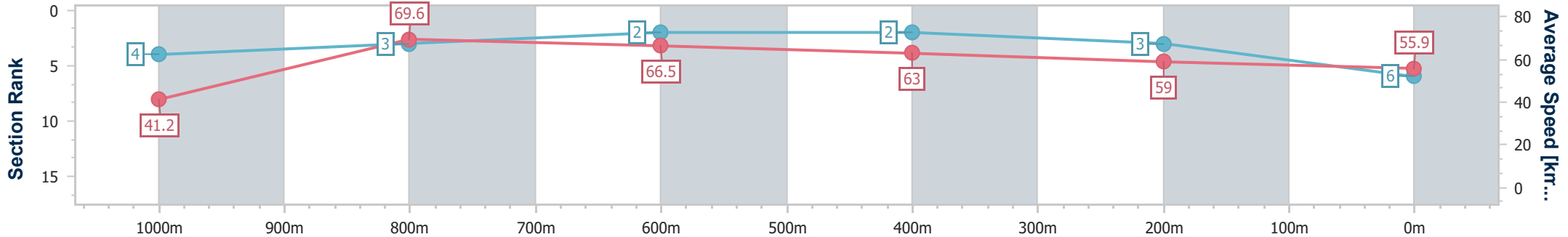
Ipswich QLD Professional
 Race 1: COASTAL VEHICLE SOLUTIONS QTIS Two-Year-Old
 Handicap - 1100m



18 December 2024 - 13:07

Track Rating: Soft 7, Weather: Overcast, Rail Position: True

Section	Overall	1000m	800m	600m	400m	200m
Section Times	1:06.29 [6] (0:08.72)	0:57.57 [4] (0:10.42)	0:47.15 [3] (0:10.80)	0:36.35 [2] (0:11.34)	0:25.01 [2] (0:12.15)	0:12.86 [3] (0:12.86)
Average Speed [km/h]	41.2	69.6	66.5	63.0	59.0	55.9
Top Speed [km/h]	66.7	70.6	69.5	65.5	60.3	58.0
Avg. Dist. to Rail [m]	14.9	5.1	0.8	1.4	0.9	1.3
Avg. Stride Freq. [Hz]	2.4	2.7	2.6	2.6	2.5	2.5
Avg. Stride Length [m]	6.1	7.1	7.0	6.9	6.5	6.3



- [] Ranking at each section and finish
- .-.- No data available at this section
- NA No data available



Horse/Jockey Name	Mishani Pearl
Final Rank	7
Fastest Section Time (Section)	0:08.85 (Overall)
Top Speed [km/h] (Section)	68.9 (1000m)
Race State	Finished



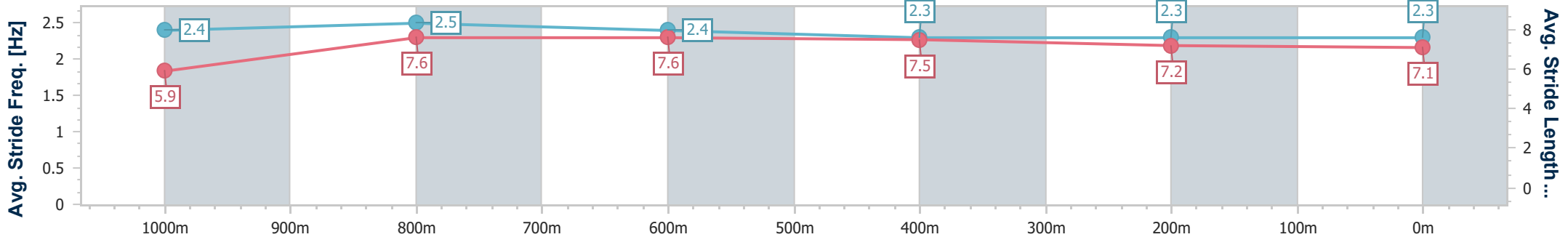
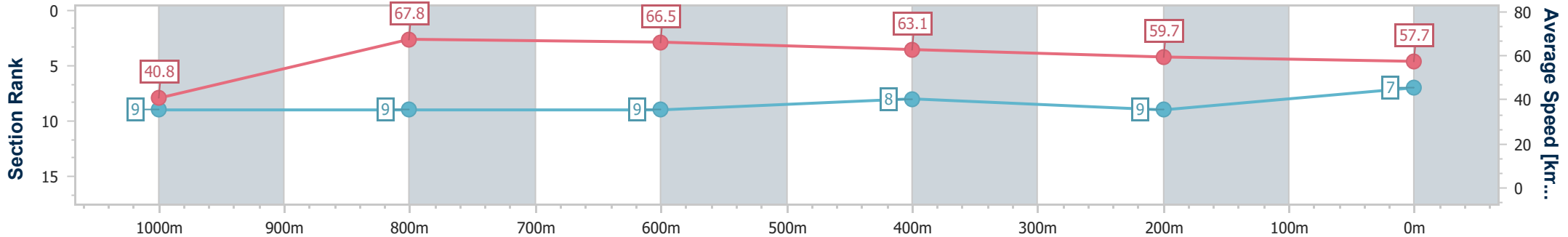
Ipswich QLD Professional
 Race 1: COASTAL VEHICLE SOLUTIONS QTIS Two-Year-Old
 Handicap - 1100m



18 December 2024 - 13:07

Track Rating: Soft 7, Weather: Overcast, Rail Position: True

Section	Overall	1000m	800m	600m	400m	200m
Section Times	1:06.33 [7] (0:08.85)	0:57.48 [9] (0:10.69)	0:46.79 [9] (0:10.85)	0:35.94 [9] (0:11.44)	0:24.50 [8] (0:12.03)	0:12.47 [9] (0:12.47)
Average Speed [km/h]	40.8	67.8	66.5	63.1	59.7	57.7
Top Speed [km/h]	64.2	68.9	68.4	64.5	62.0	59.2
Avg. Dist. to Rail [m]	13.2	5.6	0.6	0.2	0.3	1.9
Avg. Stride Freq. [Hz]	2.4	2.5	2.4	2.3	2.3	2.3
Avg. Stride Length [m]	5.9	7.6	7.6	7.5	7.2	7.1



- [] Ranking at each section and finish
- .-.- No data available at this section
- NA No data available



Horse/Jockey Name	Shemakesmenervous
Final Rank	8
Fastest Section Time (Section)	0:08.75 (Overall)
Top Speed [km/h] (Section)	70.4 (1000m)
Race State	Finished



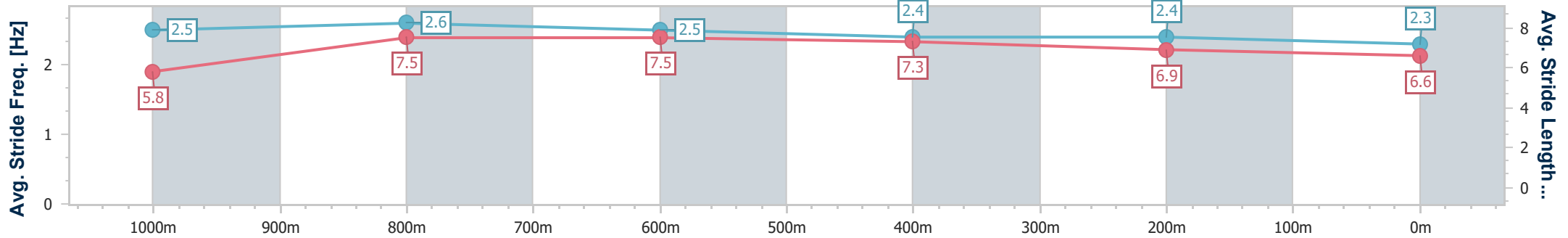
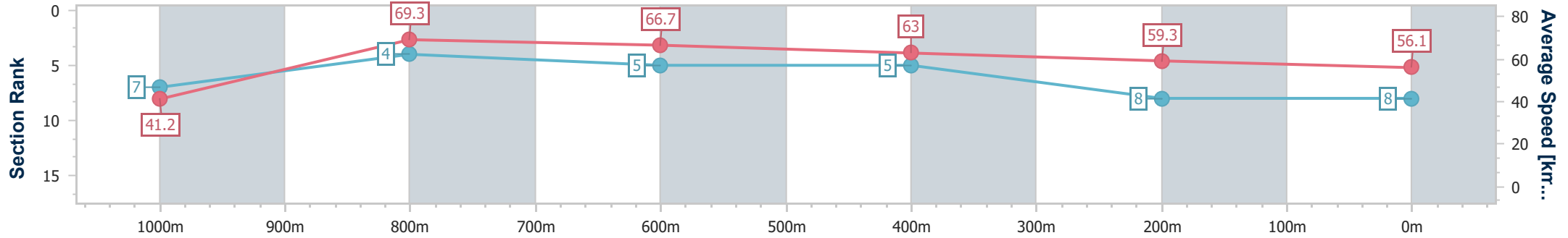
Ipswich QLD Professional
 Race 1: COASTAL VEHICLE SOLUTIONS QTIS Two-Year-Old
 Handicap - 1100m



18 December 2024 - 13:07

Track Rating: Soft 7, Weather: Overcast, Rail Position: True

Section	Overall	1000m	800m	600m	400m	200m
Section Times	1:06.67 [8] (0:08.75)	0:57.92 [7] (0:10.53)	0:47.39 [4] (0:10.85)	0:36.54 [5] (0:11.46)	0:25.08 [5] (0:12.25)	0:12.83 [8] (0:12.83)
Average Speed [km/h]	41.2	69.3	66.7	63.0	59.3	56.1
Top Speed [km/h]	66.2	70.4	68.8	64.5	61.6	58.6
Avg. Dist. to Rail [m]	13.0	6.3	1.6	1.0	2.8	5.1
Avg. Stride Freq. [Hz]	2.5	2.6	2.5	2.4	2.4	2.3
Avg. Stride Length [m]	5.8	7.5	7.5	7.3	6.9	6.6



- [] Ranking at each section and finish
- .-.- No data available at this section
- NA No data available



Horse/Jockey Name	Happy Coffee
Final Rank	9
Fastest Section Time (Section)	0:08.74 (Overall)
Top Speed [km/h] (Section)	68.9 (1000m)
Race State	Finished



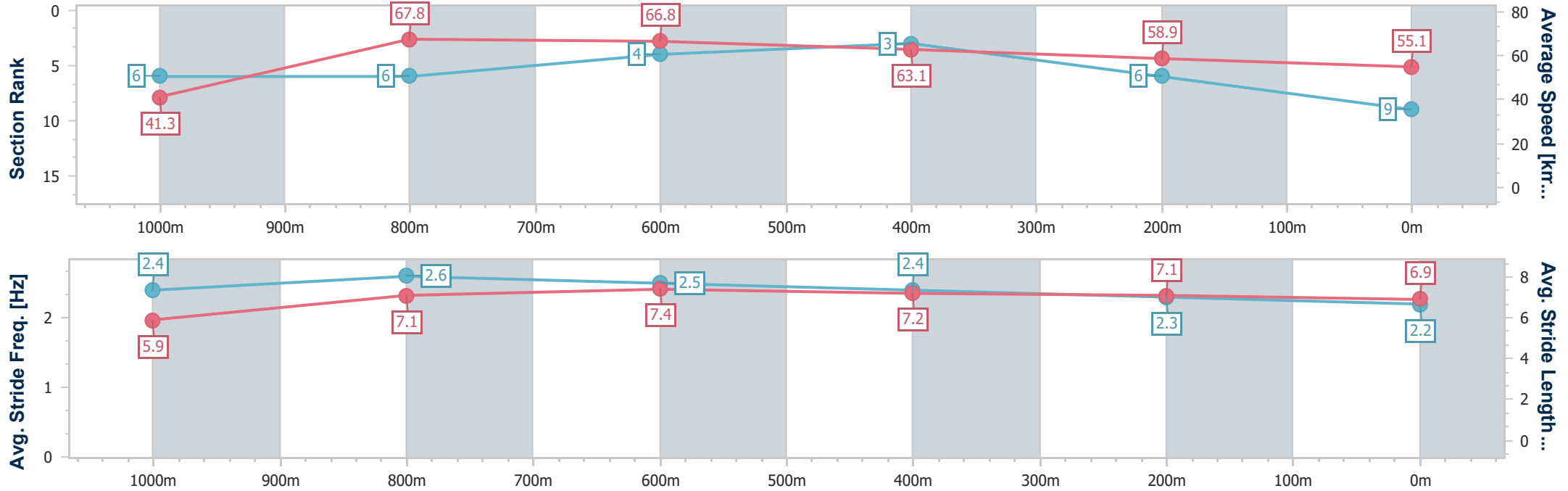
Ipswich QLD Professional
 Race 1: COASTAL VEHICLE SOLUTIONS QTIS Two-Year-Old
 Handicap - 1100m



18 December 2024 - 13:07

Track Rating: Soft 7, Weather: Overcast, Rail Position: True

Section	Overall	1000m	800m	600m	400m	200m
Section Times	1:06.67 [9] (0:08.74)	0:57.93 [6] (0:10.61)	0:47.32 [6] (0:10.70)	0:36.62 [4] (0:11.38)	0:25.24 [3] (0:12.19)	0:13.05 [6] (0:13.05)
Average Speed [km/h]	41.3	67.8	66.8	63.1	58.9	55.1
Top Speed [km/h]	65.2	68.9	68.4	64.6	60.6	57.6
Avg. Dist. to Rail [m]	7.0	1.2	1.4	1.2	0.9	0.8
Avg. Stride Freq. [Hz]	2.4	2.6	2.5	2.4	2.3	2.2
Avg. Stride Length [m]	5.9	7.1	7.4	7.2	7.1	6.9



- [] Ranking at each section and finish
- .-.- No data available at this section
- NA No data available



Horse/Jockey Name	Milestone
Final Rank	10
Fastest Section Time (Section)	0:08.67 (Overall)
Top Speed [km/h] (Section)	70.6 (1000m)
Race State	Finished



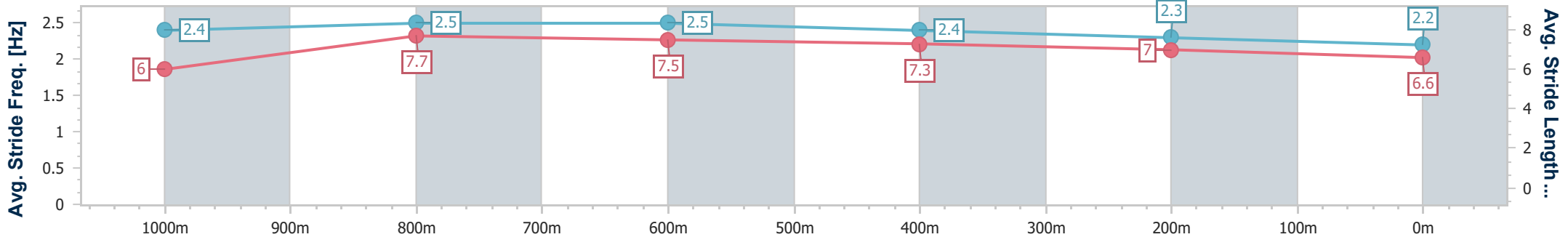
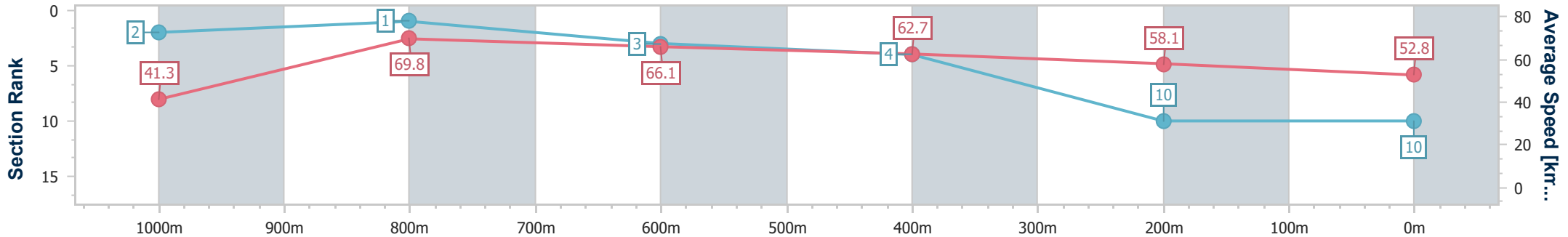
Ipswich QLD Professional
 Race 1: COASTAL VEHICLE SOLUTIONS QTIS Two-Year-Old
 Handicap - 1100m



18 December 2024 - 13:07

Track Rating: Soft 7, Weather: Overcast, Rail Position: True

Section	Overall	1000m	800m	600m	400m	200m
Section Times	1:07.54 [10] (0:08.67)	0:58.87 [2] (0:10.43)	0:48.44 [1] (0:10.92)	0:37.52 [3] (0:11.44)	0:26.08 [4] (0:12.41)	0:13.67 [10] (0:13.67)
Average Speed [km/h]	41.3	69.8	66.1	62.7	58.1	52.8
Top Speed [km/h]	65.9	70.6	69.1	64.7	60.2	56.2
Avg. Dist. to Rail [m]	13.6	5.7	1.3	1.0	1.4	3.5
Avg. Stride Freq. [Hz]	2.4	2.5	2.5	2.4	2.3	2.2
Avg. Stride Length [m]	6.0	7.7	7.5	7.3	7.0	6.6



- [] Ranking at each section and finish
- .-.- No data available at this section
- NA No data available



Horse/Jockey Name	Unsure Miss
Final Rank	11
Fastest Section Time (Section)	0:08.74 (Overall)
Top Speed [km/h] (Section)	69.9 (1000m)
Race State	Finished



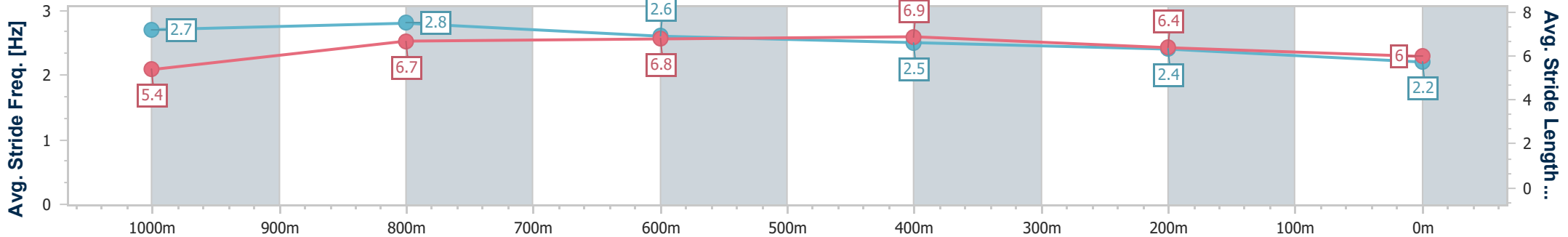
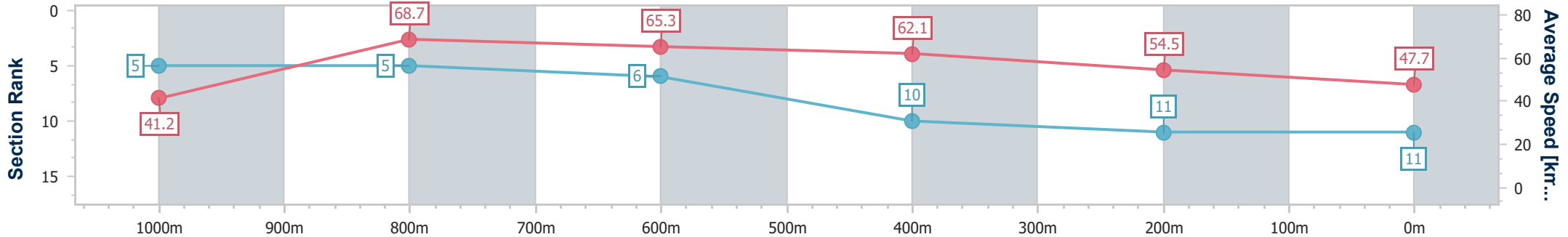
Ipswich QLD Professional
 Race 1: COASTAL VEHICLE SOLUTIONS QTIS Two-Year-Old
 Handicap - 1100m



18 December 2024 - 13:07

Track Rating: Soft 7, Weather: Overcast, Rail Position: True

Section	Overall	1000m	800m	600m	400m	200m
Section Times	1:10.15 [11] (0:08.74)	1:01.41 [5] (0:10.54)	0:50.87 [5] (0:11.07)	0:39.80 [6] (0:11.59)	0:28.21 [10] (0:13.11)	0:15.10 [11] (0:15.10)
Average Speed [km/h]	41.2	68.7	65.3	62.1	54.5	47.7
Top Speed [km/h]	66.0	69.9	67.6	64.3	59.4	50.5
Avg. Dist. to Rail [m]	11.1	4.0	1.2	0.7	1.6	1.0
Avg. Stride Freq. [Hz]	2.7	2.8	2.6	2.5	2.4	2.2
Avg. Stride Length [m]	5.4	6.7	6.8	6.9	6.4	6.0



- [] Ranking at each section and finish
- .-.- No data available at this section
- NA No data available