

Ipswich QLD Professional

Race 5: BARRIER REEF POOLS QTIS Three-Year-Old Maiden Plate - 1350m

18 December 2024 - 16:18

Track Rating: Heavy 8, Weather: Overcast, Rail Position: True

Section		Overall	1200m	1000m	800m	600m	400m	Last 600m				
Field Times		1:23.42 (0:11.45)	1:11.97 (0:11.52)	1:00.45 (0:11.81)	0:48.64 (0:12.22)	0:36.42 (0:12.04)	0:24.38 (0:12.02)	0:36.42				
Rank	TAB Horse/Jockey	Barrier	Top Speed [km/h]	Fastest Section	Distance Travelled [m]							
1	15 BOLSHEVIC ROAD Jake Bayliss	7	62.9 400m	0:11.67 200m	1:23.42 [1] (0:12.01)	1:11.41 [9] (0:11.81)	0:59.60 [9] (0:11.93)	0:47.67 [9] (0:12.05)	0:35.62 [9] (0:12.16)	0:23.46 [8] (0:11.79)	0:35.62	
2	11 HELLO LOVELY Martin Harley	14	63.7 Overall	0:11.46 Overall	1:23.65 [2] (0:11.46)	1:12.19 [2] (0:11.51)	1:00.68 [1] (0:11.81)	0:48.87 [1] (0:12.22)	0:36.65 [1] (0:12.15)	0:24.50 [2] (0:12.23)	0:36.65	+0
3	16 LIPAROTA Cejay Graham	5	62.2 1200m	0:11.76 1200m	1:23.70 [3] (0:11.83)	1:11.87 [8] (0:11.76)	1:00.11 [7] (0:11.95)	0:48.16 [6] (0:12.03)	0:36.13 [7] (0:12.14)	0:23.99 [5] (0:12.02)	0:36.13	-3
4	10 HEALTHY SUSPICION Chris Whiteley	3	61.7 1200m	0:11.61 Overall	1:23.88 [4] (0:11.61)	1:12.27 [5] (0:11.86)	1:00.41 [5] (0:11.95)	0:48.46 [5] (0:12.09)	0:36.37 [4] (0:12.17)	0:24.20 [4] (0:12.01)	0:36.37	+2
5	22 IN NO DOUBT Justin Huxtable	4	62.9 1200m	0:11.45 Overall	1:23.93 [5] (0:11.45)	1:12.48 [1] (0:11.54)	1:00.94 [2] (0:11.81)	0:49.13 [2] (0:12.21)	0:36.92 [2] (0:12.03)	0:24.89 [1] (0:12.02)	0:36.92	-4
6	6 USE YOUR ILLUSION Angela Jones	8	62.1 200m	0:11.80 Overall	1:23.95 [6] (0:11.80)	1:12.15 [6] (0:11.94)	1:00.21 [8] (0:11.92)	0:48.29 [8] (0:12.12)	0:36.17 [8] (0:12.30)	0:23.87 [10] (0:12.04)	0:36.17	+5
7	14 WIMOWEH Andrew Mallyon	10	63.7 1200m	0:11.60 Overall	1:24.09 [7] (0:11.60)	1:12.49 [4] (0:11.60)	1:00.89 [3] (0:11.93)	0:48.96 [3] (0:12.16)	0:36.80 [3] (0:12.17)	0:24.63 [3] (0:12.23)	0:36.80	+2
8	17 EVERYWHERE Vlad Duric	1	63.6 400m	0:11.60 Overall	1:24.16 [8] (0:11.60)	1:12.56 [3] (0:11.84)	1:00.72 [4] (0:11.96)	0:48.76 [4] (0:12.17)	0:36.59 [6] (0:12.21)	0:24.38 [6] (0:11.96)	0:36.59	+3
9	9 DEEP DRIVE Ron Stewart	11	61.9 200m	0:11.81 200m	1:24.32 [9] (0:12.14)	1:12.18 [12] (0:12.19)	0:59.99 [13] (0:11.93)	0:48.06 [12] (0:12.05)	0:36.01 [12] (0:12.18)	0:23.83 [13] (0:12.02)	0:36.01	+1
10	19 MISTER TUDOR Georgina Cartwright	13	63.2 1200m	0:11.88 1000m	1:24.35 [10] (0:12.21)	1:12.14 [13] (0:11.90)	1:00.24 [11] (0:11.88)	0:48.36 [11] (0:12.07)	0:36.29 [11] (0:12.02)	0:24.27 [9] (0:11.89)	0:36.29	-1

Scratched: Bate (#1), Butwedid (#2), First Man (#3), Victory Flame (#8), Mononym (#4), Sunshine Sally (#13), Alecia (#18), Rum Rumble (#23), Keep It Loki (#20)



Ipswich QLD Professional
Race 5: BARRIER REEF POOLS QTIS Three-Year-Old Maiden Plate - 1350m
 18 December 2024 - 16:18



Track Rating: Heavy 8, Weather: Overcast, Rail Position: True

Section		Overall	1200m	1000m	800m	600m	400m	Last 600m				
Field Times		1:23.42 (0:11.45)	1:11.97 (0:11.52)	1:00.45 (0:11.81)	0:48.64 (0:12.22)	0:36.42 (0:12.04)	0:24.38 (0:12.02)	0:36.42				
Rank	TAB Horse/Jockey	Barrier	Top Speed [km/h]	Fastest Section	Distance Travelled [m]							
11	12 POSSIBILITIES Damien Thornton	9	62.0 1200m	0:11.83 1000m	1:24.46 [11] (0:12.07)	1:12.39 [10] (0:11.98)	1:00.41 [10] (0:11.83)	0:48.58 [10] (0:12.10)	0:36.48 [10] (0:12.18)	0:24.30 [11] (0:12.04)	0:36.48	+2
12	21 ROTHELLY Samantha Collett	6	62.7 1200m	0:11.87 800m	1:24.61 [12] (0:12.46)	1:12.15 [14] (0:11.99)	1:00.16 [14] (0:12.09)	0:48.07 [14] (0:11.87)	0:36.20 [13] (0:12.06)	0:24.14 [12] (0:12.15)	0:36.20	+4
13	5 POSTMAN'S GAP Jace McMurray	2	60.7 800m	0:12.08 Overall	1:25.89 [13] (0:12.08)	1:13.81 [11] (0:12.19)	1:01.62 [12] (0:12.15)	0:49.47 [13] (0:12.08)	0:37.39 [14] (0:12.26)	0:25.13 [14] (0:12.31)	0:37.39	-3
14	7 VANGUARD LEGEND Jag Guthmann-Chester	12	63.0 1200m	0:11.74 1200m	1:26.62 [14] (0:11.83)	1:14.79 [7] (0:11.74)	1:03.05 [6] (0:11.98)	0:51.07 [7] (0:11.98)	0:39.09 [5] (0:12.35)	0:26.74 [7] (0:12.83)	0:39.09	+4

Scratched: Bate (#1), Butwedid (#2), First Man (#3), Victory Flame (#8), Mononym (#4), Sunshine Sally (#13), Alecia (#18), Rum Rumble (#23), Keep It Loki (#20)

[] Ranking at each section and finish
 -:-:- No data available at this section
 NA No data available

SCN Saddle cloth number
 DNF Did not finish
 DNT Did not track



Ipswich QLD Professional
Race 5: BARRIER REEF POOLS QTIS Three-Year-Old Maiden Plate - 1350m
 18 December 2024 - 16:18



Track Rating: Heavy 8, Weather: Overcast, Rail Position: True

Section				200m				Last 600m	
Field Times				0:12.36 (0:12.36)				0:36.42	
Rank	TAB	Horse/Jockey	Barrier	Top Speed [km/h]	Fastest Section	Margin			Distance Travelled [m]
1	15	BOLSHEVIC ROAD Jake Bayliss	7	62.9 400m	0:11.67 200m	0:11.67 [7] (0:11.67)	1:23.42		0:35.62
2	11	HELLO LOVELY Martin Harley	14	63.7 Overall	0:11.46 Overall	0:12.27 [2] (0:12.27)	1.38L		0:36.65 +0
3	16	LIPAROTA Cejay Graham	5	62.2 1200m	0:11.76 1200m	0:11.97 [5] (0:11.97)	1.63L		0:36.13 -3
4	10	HEALTHY SUSPICION Chris Whiteley	3	61.7 1200m	0:11.61 Overall	0:12.19 [4] (0:12.19)	2.69L		0:36.37 +2
5	22	IN NO DOUBT Justin Huxtable	4	62.9 1200m	0:11.45 Overall	0:12.87 [1] (0:12.87)	2.99L		0:36.92 -4
6	6	USE YOUR ILLUSION Angela Jones	8	62.1 200m	0:11.80 Overall	0:11.83 [9] (0:11.83)	3.12L		0:36.17 +5
7	14	WIMOWEH Andrew Mallyon	10	63.7 1200m	0:11.60 Overall	0:12.40 [3] (0:12.40)	3.94L		0:36.80 +2
8	17	EVERYWHERE Vlad Duric	1	63.6 400m	0:11.60 Overall	0:12.42 [6] (0:12.42)	4.35L		0:36.59 +3
9	9	DEEP DRIVE Ron Stewart	11	61.9 200m	0:11.81 200m	0:11.81 [11] (0:11.81)	5.3L		0:36.01 +1
10	19	MISTER TUDOR Georgina Cartwright	13	63.2 1200m	0:11.88 1000m	0:12.38 [8] (0:12.38)	5.49L		0:36.29 -1

Scratched: Bate (#1), Butwedid (#2), First Man (#3), Victory Flame (#8), Mononym (#4), Sunshine Sally (#13), Alecia (#18), Rum Rumble (#23), Keep It Loki (#20)

[] Ranking at each section and finish
 -:-:- No data available at this section
 NA No data available

SCN Saddle cloth number
 DNF Did not finish
 DNT Did not track



Ipswich QLD Professional
Race 5: BARRIER REEF POOLS QTIS Three-Year-Old Maiden Plate - 1350m
 18 December 2024 - 16:18



Track Rating: Heavy 8, Weather: Overcast, Rail Position: True

Section				200m				Last 600m		
Field Times				0:12.36 (0:12.36)				0:36.42		
Rank	TAB	Horse/Jockey	Barrier	Top Speed [km/h]	Fastest Section	Margin			Distance Travelled [m]	
11	12	POSSIBILITIES	9	62.0	0:11.83	0:12.26 [10]	6.1L		0:36.48	+2
		Damien Thornton		1200m	1000m	(0:12.26)				
12	21	ROTHELly	6	62.7	0:11.87	0:11.99 [12]	7.01L		0:36.20	+4
		Samantha Collett		1200m	800m	(0:11.99)				
13	5	POSTMAN'S GAP	2	60.7	0:12.08	0:12.82 [14]	14.54L		0:37.39	-3
		Jace McMurray		800m	Overall	(0:12.82)				
14	7	VANGUARD LEGEND	12	63.0	0:11.74	0:13.91 [13]	18.84L		0:39.09	+4
		Jag Guthmann-Chester		1200m	1200m	(0:13.91)				

Scratched: Bate (#1), Butwedid (#2), First Man (#3), Victory Flame (#8), Mononym (#4), Sunshine Sally (#13), Alecia (#18), Rum Rumble (#23), Keep It Loki (#20)

[] Ranking at each section and finish
 -:-:- No data available at this section
 NA No data available

SCN Saddle cloth number
 DNF Did not finish
 DNT Did not track



Horse/Jockey Name	Bolshevic Road
Final Rank	1
Fastest Section Time (Section)	0:11.67 (200m)
Top Speed [km/h] (Section)	62.9 (400m)
Race State	Finished



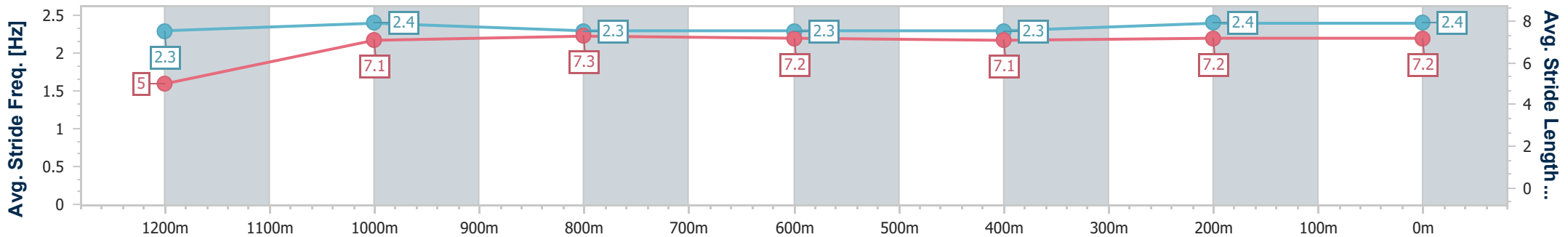
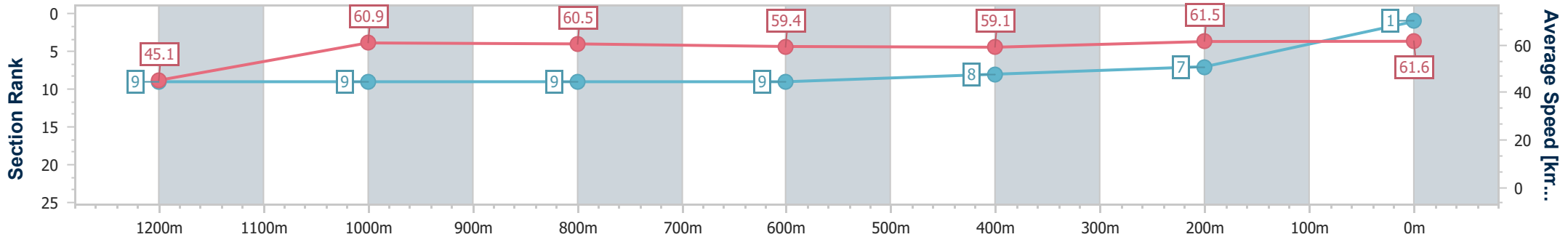
Ipswich QLD Professional
 Race 5: BARRIER REEF POOLS QTIS Three-Year-Old Maiden
 Plate - 1350m



18 December 2024 - 16:18

Track Rating: Heavy 8, Weather: Overcast, Rail Position: True

Section	Overall	1200m	1000m	800m	600m	400m	200m
Section Times	1:23.42 [1] (0:12.01)	1:11.41 [9] (0:11.81)	0:59.60 [9] (0:11.93)	0:47.67 [9] (0:12.05)	0:35.62 [9] (0:12.16)	0:23.46 [8] (0:11.79)	0:11.67 [7] (0:11.67)
Average Speed [km/h]	45.1	60.9	60.5	59.4	59.1	61.5	61.6
Top Speed [km/h]	61.9	62.6	61.5	61.2	60.3	62.9	62.8
Avg. Dist. to Rail [m]	9.0	2.4	0.3	1.0	0.4	3.1	5.4
Avg. Stride Freq. [Hz]	2.3	2.4	2.3	2.3	2.3	2.4	2.4
Avg. Stride Length [m]	5.0	7.1	7.3	7.2	7.1	7.2	7.2



- [] Ranking at each section and finish
- .-.- No data available at this section
- NA No data available



Horse/Jockey Name	Hello Lovely
Final Rank	2
Fastest Section Time (Section)	0:11.46 (Overall)
Top Speed [km/h] (Section)	63.7 (Overall)
Race State	Finished



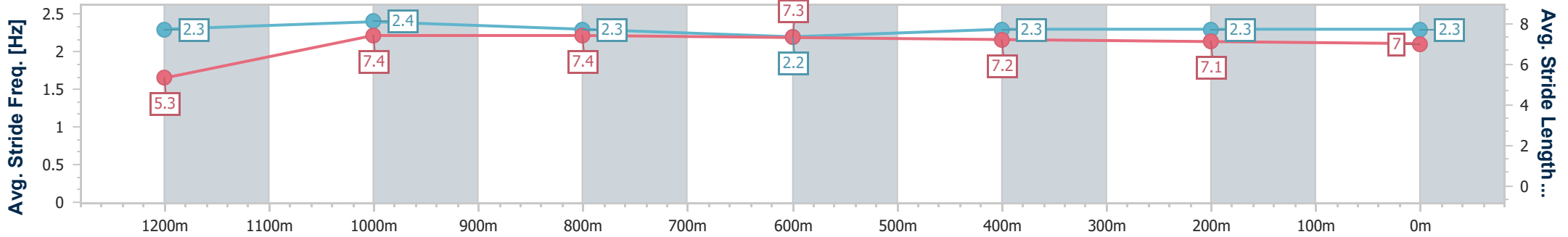
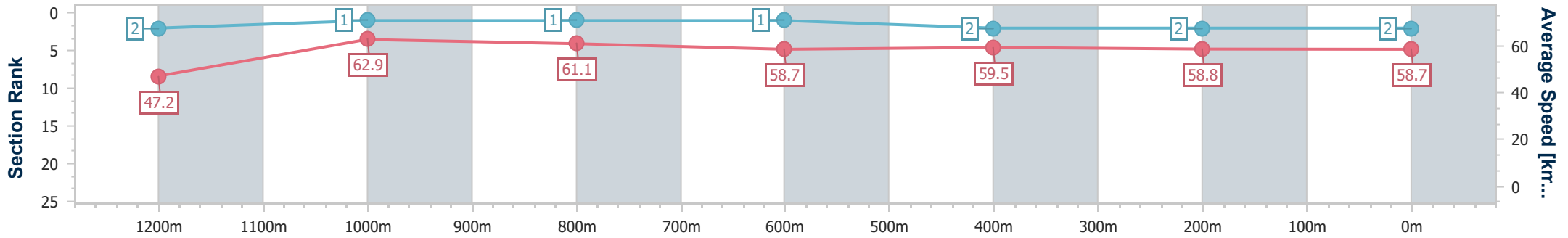
Ipswich QLD Professional
 Race 5: BARRIER REEF POOLS QTIS Three-Year-Old Maiden
 Plate - 1350m



18 December 2024 - 16:18

Track Rating: Heavy 8, Weather: Overcast, Rail Position: True

Section	Overall	1200m	1000m	800m	600m	400m	200m
Section Times	1:23.65 [2] (0:11.46)	1:12.19 [2] (0:11.51)	1:00.68 [1] (0:11.81)	0:48.87 [1] (0:12.22)	0:36.65 [1] (0:12.15)	0:24.50 [2] (0:12.23)	0:12.27 [2] (0:12.27)
Average Speed [km/h]	47.2	62.9	61.1	58.7	59.5	58.8	58.7
Top Speed [km/h]	63.7	63.6	62.3	60.3	60.8	60.7	59.6
Avg. Dist. to Rail [m]	15.7	4.7	0.7	0.2	0.5	0.5	1.2
Avg. Stride Freq. [Hz]	2.3	2.4	2.3	2.2	2.3	2.3	2.3
Avg. Stride Length [m]	5.3	7.4	7.4	7.3	7.2	7.1	7.0



- [] Ranking at each section and finish
- .-.- No data available at this section
- NA No data available



Horse/Jockey Name	Liparota
Final Rank	3
Fastest Section Time (Section)	0:11.76 (1200m)
Top Speed [km/h] (Section)	62.2 (1200m)
Race State	Finished



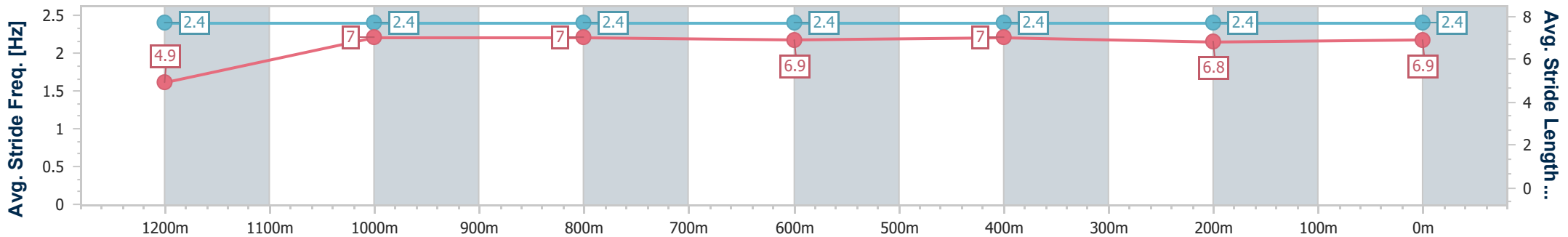
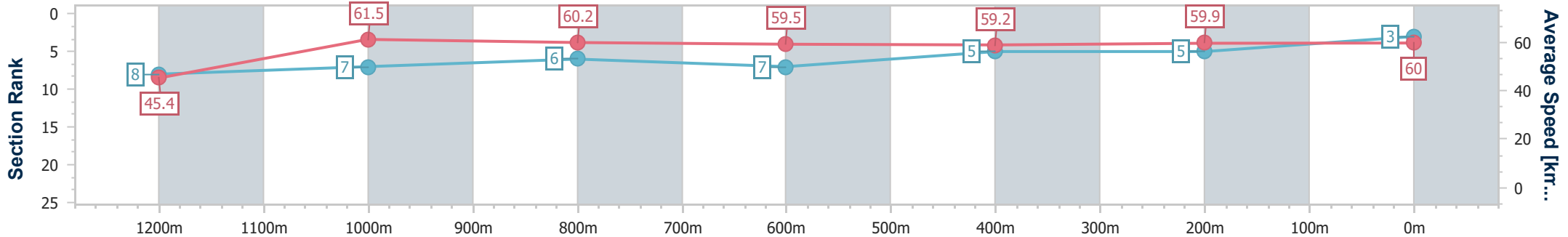
Ipswich QLD Professional
 Race 5: BARRIER REEF POOLS QTIS Three-Year-Old Maiden
 Plate - 1350m



18 December 2024 - 16:18

Track Rating: Heavy 8, Weather: Overcast, Rail Position: True

Section	Overall	1200m	1000m	800m	600m	400m	200m
Section Times	1:23.70 [3] (0:11.83)	1:11.87 [8] (0:11.76)	1:00.11 [7] (0:11.95)	0:48.16 [6] (0:12.03)	0:36.13 [7] (0:12.14)	0:23.99 [5] (0:12.02)	0:11.97 [5] (0:11.97)
Average Speed [km/h]	45.4	61.5	60.2	59.5	59.2	59.9	60.0
Top Speed [km/h]	60.8	62.2	61.3	61.6	60.0	60.5	60.8
Avg. Dist. to Rail [m]	8.8	3.6	0.5	0.7	0.8	0.7	0.6
Avg. Stride Freq. [Hz]	2.4	2.4	2.4	2.4	2.4	2.4	2.4
Avg. Stride Length [m]	4.9	7.0	7.0	6.9	7.0	6.8	6.9



- [] Ranking at each section and finish
- .-.- No data available at this section
- NA No data available



Horse/Jockey Name	Healthy Suspicion
Final Rank	4
Fastest Section Time (Section)	0:11.61 (Overall)
Top Speed [km/h] (Section)	61.7 (1200m)
Race State	Finished



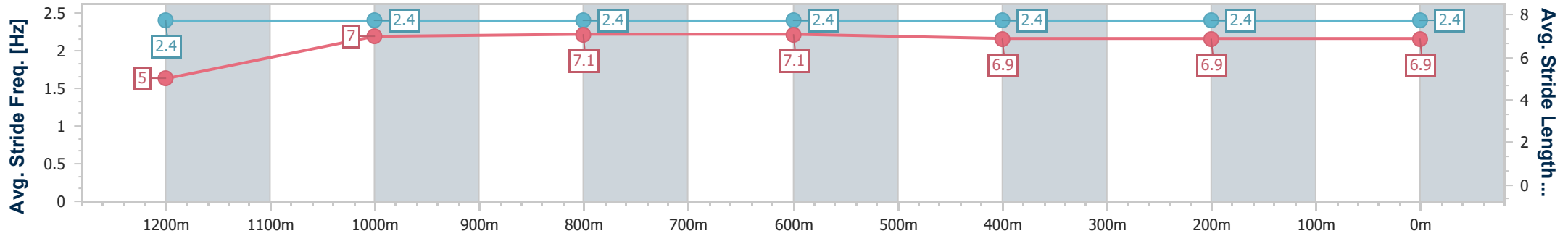
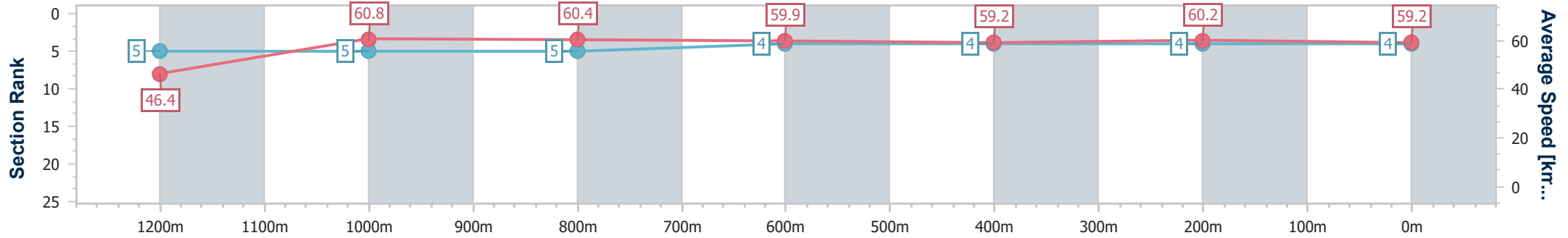
Ipswich QLD Professional
Race 5: BARRIER REEF POOLS QTIS Three-Year-Old Maiden
Plate - 1350m



18 December 2024 - 16:18

Track Rating: Heavy 8, Weather: Overcast, Rail Position: True

Section	Overall	1200m	1000m	800m	600m	400m	200m
Section Times	1:23.88 [4] (0:11.61)	1:12.27 [5] (0:11.86)	1:00.41 [5] (0:11.95)	0:48.46 [5] (0:12.09)	0:36.37 [4] (0:12.17)	0:24.20 [4] (0:12.01)	0:12.19 [4] (0:12.19)
Average Speed [km/h]	46.4	60.8	60.4	59.9	59.2	60.2	59.2
Top Speed [km/h]	61.4	61.7	61.1	60.5	60.5	60.9	60.9
Avg. Dist. to Rail [m]	6.6	4.0	1.3	0.6	0.5	2.5	5.0
Avg. Stride Freq. [Hz]	2.4	2.4	2.4	2.4	2.4	2.4	2.4
Avg. Stride Length [m]	5.0	7.0	7.1	7.1	6.9	6.9	6.9



- [] Ranking at each section and finish
- .-.- No data available at this section
- NA No data available



Horse/Jockey Name	In No Doubt
Final Rank	5
Fastest Section Time (Section)	0:11.45 (Overall)
Top Speed [km/h] (Section)	62.9 (1200m)
Race State	Finished



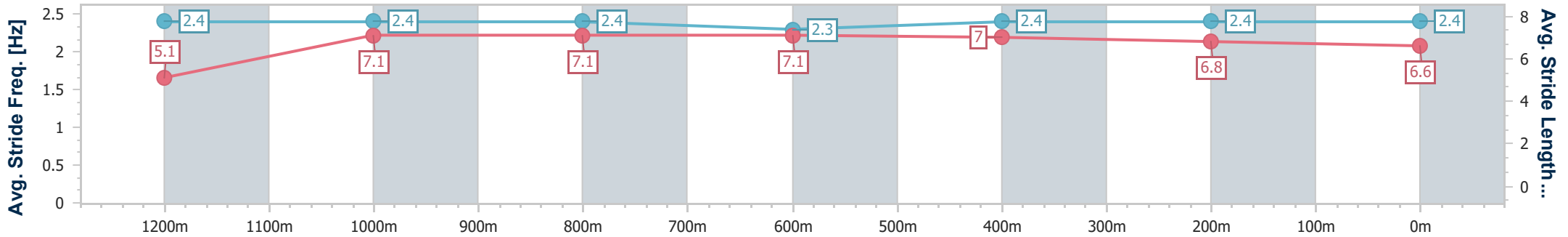
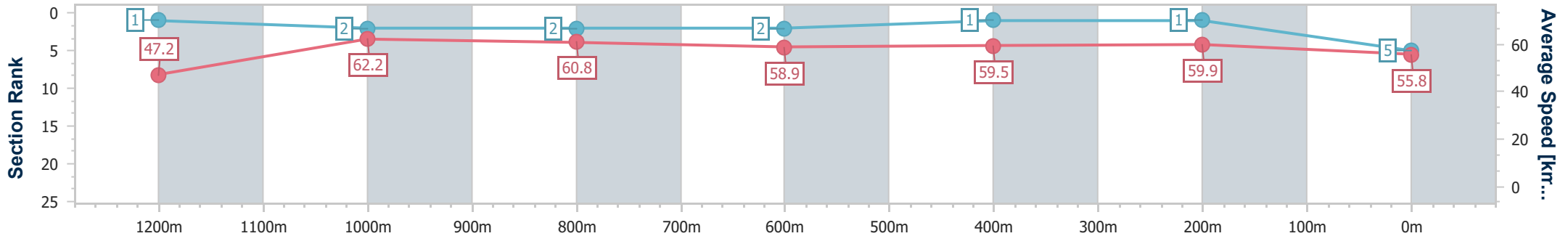
Ipswich QLD Professional
 Race 5: BARRIER REEF POOLS QTIS Three-Year-Old Maiden
 Plate - 1350m



18 December 2024 - 16:18

Track Rating: Heavy 8, Weather: Overcast, Rail Position: True

Section	Overall	1200m	1000m	800m	600m	400m	200m
Section Times	1:23.93 [5] (0:11.45)	1:12.48 [1] (0:11.54)	1:00.94 [2] (0:11.81)	0:49.13 [2] (0:12.21)	0:36.92 [2] (0:12.03)	0:24.89 [1] (0:12.02)	0:12.87 [1] (0:12.87)
Average Speed [km/h]	47.2	62.2	60.8	58.9	59.5	59.9	55.8
Top Speed [km/h]	62.7	62.9	62.1	60.1	61.4	62.1	59.3
Avg. Dist. to Rail [m]	7.2	2.9	0.8	1.2	1.0	0.7	0.7
Avg. Stride Freq. [Hz]	2.4	2.4	2.4	2.3	2.4	2.4	2.4
Avg. Stride Length [m]	5.1	7.1	7.1	7.1	7.0	6.8	6.6



- [] Ranking at each section and finish
- .-.- No data available at this section
- NA No data available



Horse/Jockey Name	Use Your Illusion
Final Rank	6
Fastest Section Time (Section)	0:11.80 (Overall)
Top Speed [km/h] (Section)	62.1 (200m)
Race State	Finished



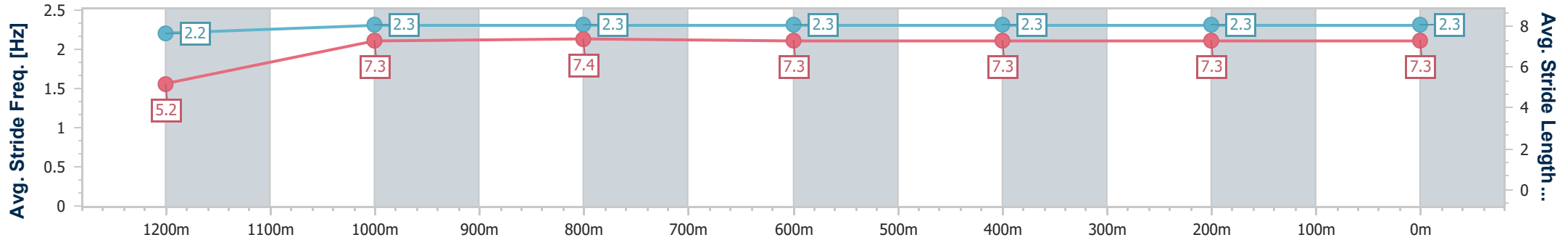
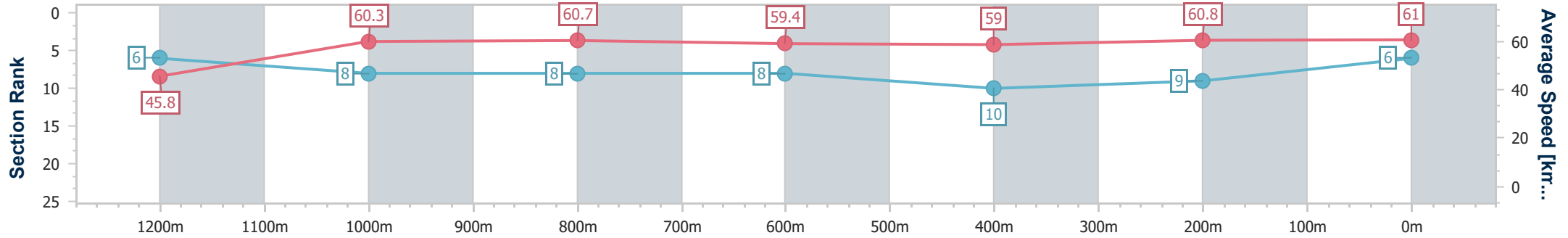
Ipswich QLD Professional
 Race 5: BARRIER REEF POOLS QTIS Three-Year-Old Maiden
 Plate - 1350m



18 December 2024 - 16:18

Track Rating: Heavy 8, Weather: Overcast, Rail Position: True

Section	Overall	1200m	1000m	800m	600m	400m	200m
Section Times	1:23.95 [6] (0:11.80)	1:12.15 [6] (0:11.94)	1:00.21 [8] (0:11.92)	0:48.29 [8] (0:12.12)	0:36.17 [8] (0:12.30)	0:23.87 [10] (0:12.04)	0:11.83 [9] (0:11.83)
Average Speed [km/h]	45.8	60.3	60.7	59.4	59.0	60.8	61.0
Top Speed [km/h]	61.3	61.4	61.3	60.3	60.4	62.1	62.1
Avg. Dist. to Rail [m]	10.5	4.2	0.9	0.5	1.9	4.9	7.7
Avg. Stride Freq. [Hz]	2.2	2.3	2.3	2.3	2.3	2.3	2.3
Avg. Stride Length [m]	5.2	7.3	7.4	7.3	7.3	7.3	7.3



- [] Ranking at each section and finish
- .-.- No data available at this section
- NA No data available



Horse/Jockey Name	Wimoweh
Final Rank	7
Fastest Section Time (Section)	0:11.60 (Overall)
Top Speed [km/h] (Section)	63.7 (1200m)
Race State	Finished



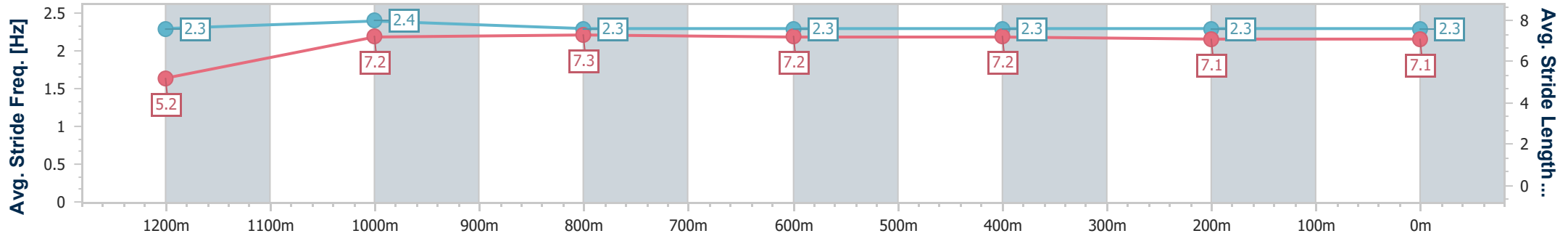
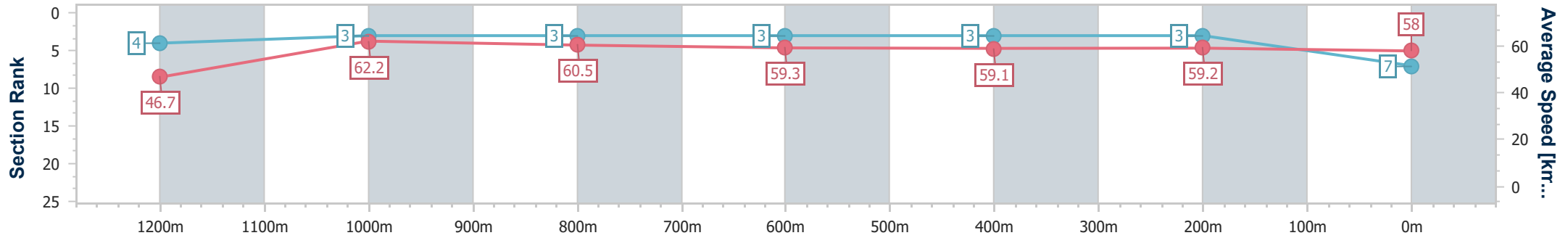
Ipswich QLD Professional
Race 5: BARRIER REEF POOLS QTIS Three-Year-Old Maiden
Plate - 1350m



18 December 2024 - 16:18

Track Rating: Heavy 8, Weather: Overcast, Rail Position: True

Section	Overall	1200m	1000m	800m	600m	400m	200m
Section Times	1:24.09 [7] (0:11.60)	1:12.49 [4] (0:11.60)	1:00.89 [3] (0:11.93)	0:48.96 [3] (0:12.16)	0:36.80 [3] (0:12.17)	0:24.63 [3] (0:12.23)	0:12.40 [3] (0:12.40)
Average Speed [km/h]	46.7	62.2	60.5	59.3	59.1	59.2	58.0
Top Speed [km/h]	63.0	63.7	61.2	60.4	59.7	59.5	59.7
Avg. Dist. to Rail [m]	12.4	4.6	1.3	0.7	0.6	1.5	3.2
Avg. Stride Freq. [Hz]	2.3	2.4	2.3	2.3	2.3	2.3	2.3
Avg. Stride Length [m]	5.2	7.2	7.3	7.2	7.2	7.1	7.1



- [] Ranking at each section and finish
- .-.- No data available at this section
- NA No data available



Horse/Jockey Name	Everywhere
Final Rank	8
Fastest Section Time (Section)	0:11.60 (Overall)
Top Speed [km/h] (Section)	63.6 (400m)
Race State	Finished



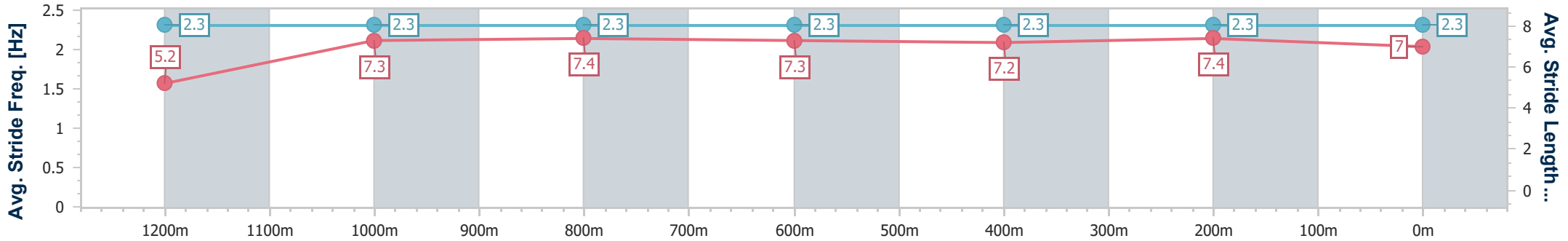
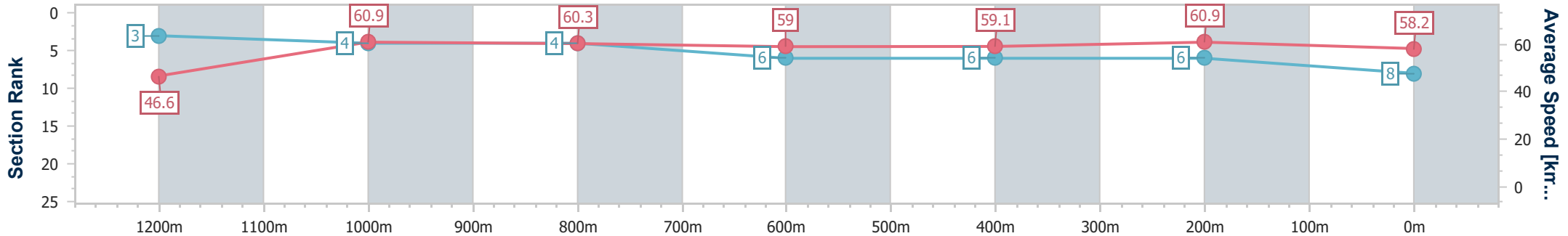
Ipswich QLD Professional
Race 5: BARRIER REEF POOLS QTIS Three-Year-Old Maiden
Plate - 1350m



18 December 2024 - 16:18

Track Rating: Heavy 8, Weather: Overcast, Rail Position: True

Section	Overall	1200m	1000m	800m	600m	400m	200m
Section Times	1:24.16 [8] (0:11.60)	1:12.56 [3] (0:11.84)	1:00.72 [4] (0:11.96)	0:48.76 [4] (0:12.17)	0:36.59 [6] (0:12.21)	0:24.38 [6] (0:11.96)	0:12.42 [6] (0:12.42)
Average Speed [km/h]	46.6	60.9	60.3	59.0	59.1	60.9	58.2
Top Speed [km/h]	63.0	63.0	62.5	60.8	60.8	63.6	61.1
Avg. Dist. to Rail [m]	5.8	3.8	0.6	0.6	0.9	4.4	8.0
Avg. Stride Freq. [Hz]	2.3	2.3	2.3	2.3	2.3	2.3	2.3
Avg. Stride Length [m]	5.2	7.3	7.4	7.3	7.2	7.4	7.0



- [] Ranking at each section and finish
- .-.- No data available at this section
- NA No data available



Horse/Jockey Name	Deep Drive
Final Rank	9
Fastest Section Time (Section)	0:11.81 (200m)
Top Speed [km/h] (Section)	61.9 (200m)
Race State	Finished



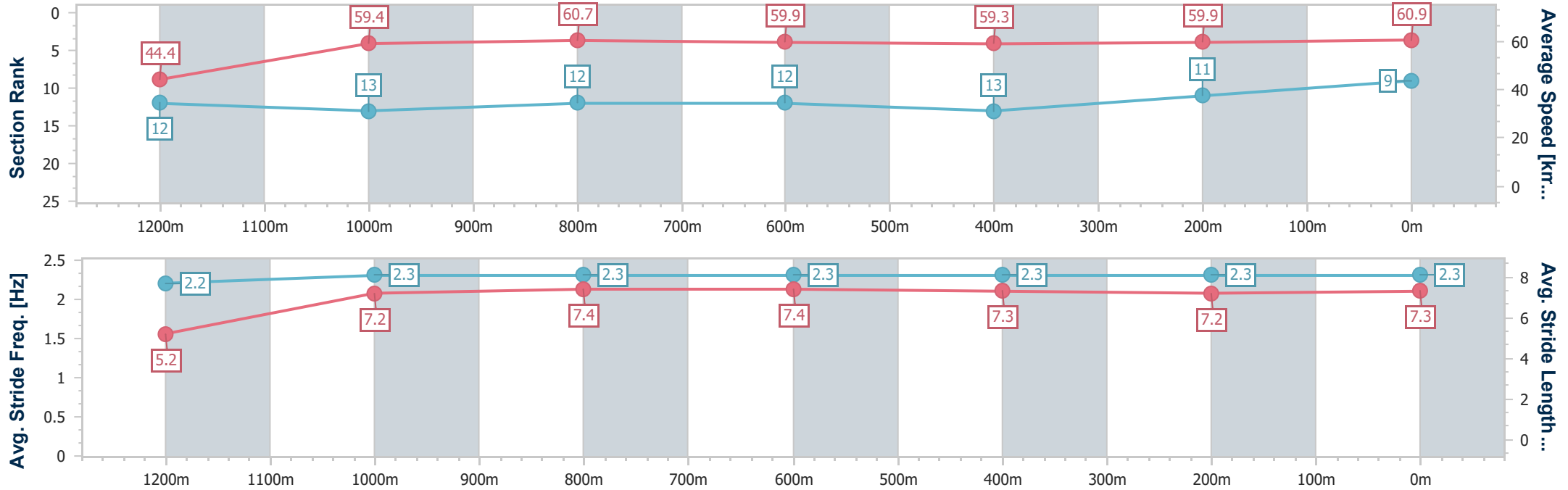
Ipswich QLD Professional
 Race 5: BARRIER REEF POOLS QTIS Three-Year-Old Maiden
 Plate - 1350m



18 December 2024 - 16:18

Track Rating: Heavy 8, Weather: Overcast, Rail Position: True

Section	Overall	1200m	1000m	800m	600m	400m	200m
Section Times	1:24.32 [9] (0:12.14)	1:12.18 [12] (0:12.19)	0:59.99 [13] (0:11.93)	0:48.06 [12] (0:12.05)	0:36.01 [12] (0:12.18)	0:23.83 [13] (0:12.02)	0:11.81 [11] (0:11.81)
Average Speed [km/h]	44.4	59.4	60.7	59.9	59.3	59.9	60.9
Top Speed [km/h]	59.2	60.1	61.6	60.8	59.9	61.1	61.9
Avg. Dist. to Rail [m]	13.8	5.9	1.5	0.6	0.6	0.7	2.2
Avg. Stride Freq. [Hz]	2.2	2.3	2.3	2.3	2.3	2.3	2.3
Avg. Stride Length [m]	5.2	7.2	7.4	7.4	7.3	7.2	7.3



- [] Ranking at each section and finish
- .-.- No data available at this section
- NA No data available



Horse/Jockey Name	Mister Tudor
Final Rank	10
Fastest Section Time (Section)	0:11.88 (1000m)
Top Speed [km/h] (Section)	63.2 (1200m)
Race State	Finished



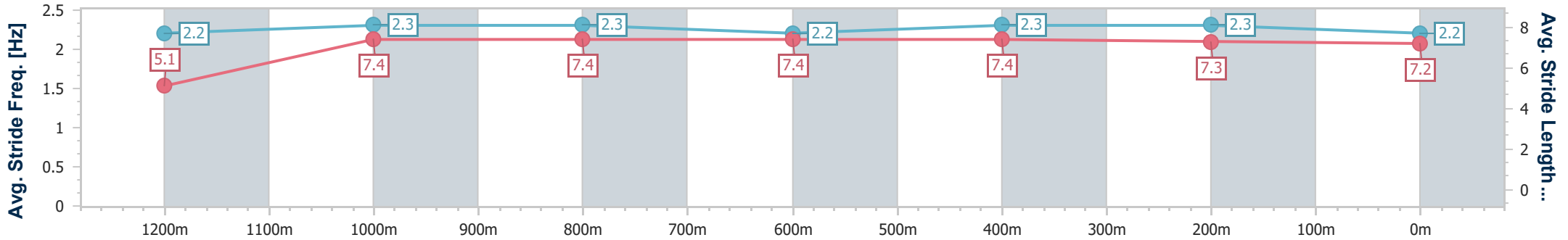
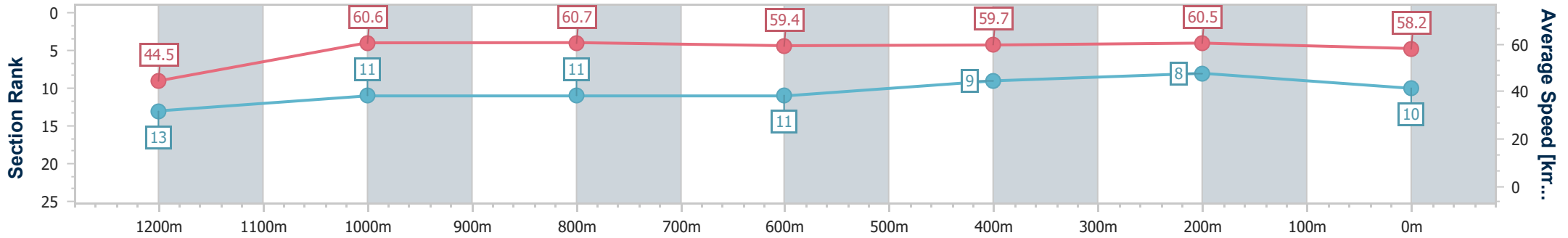
Ipswich QLD Professional
Race 5: BARRIER REEF POOLS QTIS Three-Year-Old Maiden
Plate - 1350m



18 December 2024 - 16:18

Track Rating: Heavy 8, Weather: Overcast, Rail Position: True

Section	Overall	1200m	1000m	800m	600m	400m	200m
Section Times	1:24.35 [10] (0:12.21)	1:12.14 [13] (0:11.90)	1:00.24 [11] (0:11.88)	0:48.36 [11] (0:12.07)	0:36.29 [11] (0:12.02)	0:24.27 [9] (0:11.89)	0:12.38 [8] (0:12.38)
Average Speed [km/h]	44.5	60.6	60.7	59.4	59.7	60.5	58.2
Top Speed [km/h]	61.6	63.2	62.3	60.8	60.9	61.2	59.9
Avg. Dist. to Rail [m]	12.6	3.5	0.4	0.5	0.7	1.2	4.6
Avg. Stride Freq. [Hz]	2.2	2.3	2.3	2.2	2.3	2.3	2.2
Avg. Stride Length [m]	5.1	7.4	7.4	7.4	7.4	7.3	7.2



- [] Ranking at each section and finish
- .-.- No data available at this section
- NA No data available



Horse/Jockey Name	Possibilities
Final Rank	11
Fastest Section Time (Section)	0:11.83 (1000m)
Top Speed [km/h] (Section)	62.0 (1200m)
Race State	Finished



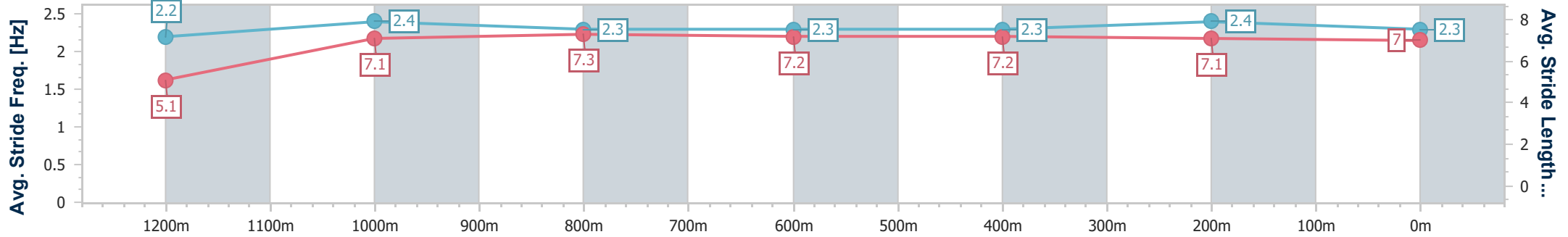
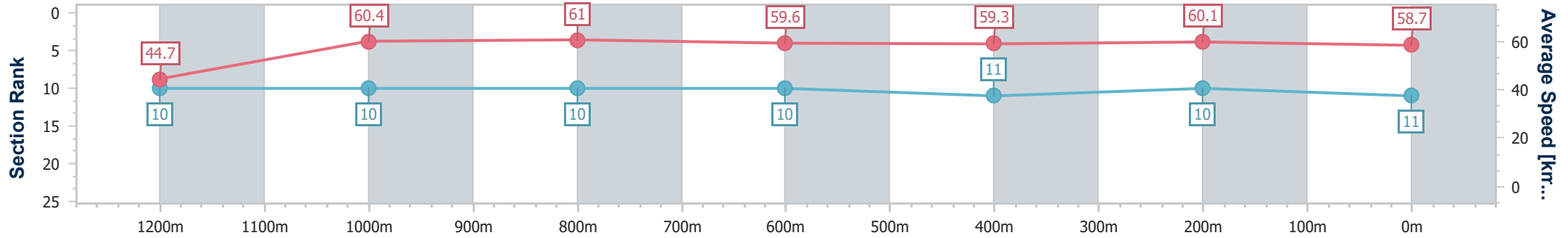
Ipswich QLD Professional
 Race 5: BARRIER REEF POOLS QTIS Three-Year-Old Maiden
 Plate - 1350m



18 December 2024 - 16:18

Track Rating: Heavy 8, Weather: Overcast, Rail Position: True

Section	Overall	1200m	1000m	800m	600m	400m	200m
Section Times	1:24.46 [11] (0:12.07)	1:12.39 [10] (0:11.98)	1:00.41 [10] (0:11.83)	0:48.58 [10] (0:12.10)	0:36.48 [10] (0:12.18)	0:24.30 [11] (0:12.04)	0:12.26 [10]
Average Speed [km/h]	44.7	60.4	61.0	59.6	59.3	60.1	58.7
Top Speed [km/h]	60.5	62.0	61.8	60.7	60.7	60.8	59.6
Avg. Dist. to Rail [m]	11.9	5.3	1.3	0.6	0.8	1.3	4.9
Avg. Stride Freq. [Hz]	2.2	2.4	2.3	2.3	2.3	2.4	2.3
Avg. Stride Length [m]	5.1	7.1	7.3	7.2	7.2	7.1	7.0



- [] Ranking at each section and finish
- .-.- No data available at this section
- NA No data available



Horse/Jockey Name	Rothelly
Final Rank	12
Fastest Section Time (Section)	0:11.87 (800m)
Top Speed [km/h] (Section)	62.7 (1200m)
Race State	Finished



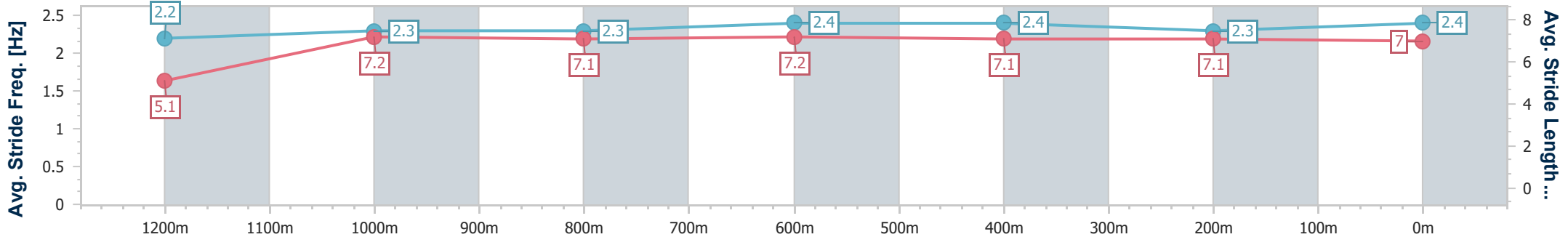
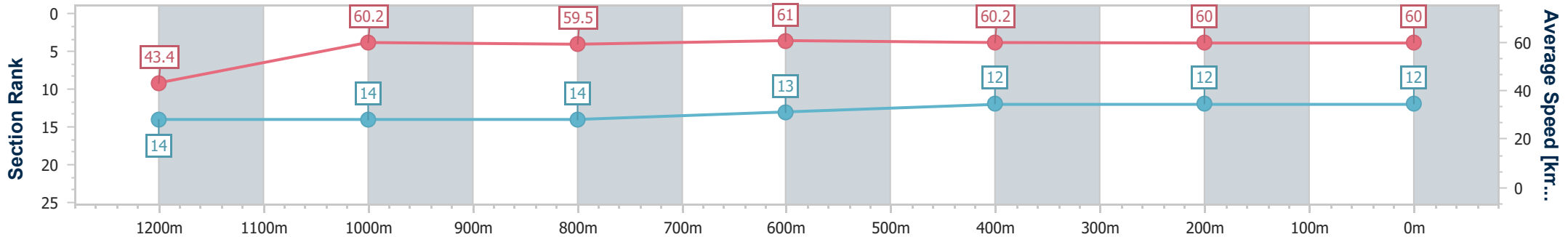
Ipswich QLD Professional
Race 5: BARRIER REEF POOLS QTIS Three-Year-Old Maiden
Plate - 1350m



18 December 2024 - 16:18

Track Rating: Heavy 8, Weather: Overcast, Rail Position: True

Section	Overall	1200m	1000m	800m	600m	400m	200m
Section Times	1:24.61 [12] (0:12.46)	1:12.15 [14] (0:11.99)	1:00.16 [14] (0:12.09)	0:48.07 [14] (0:11.87)	0:36.20 [13] (0:12.06)	0:24.14 [12] (0:12.15)	0:11.99 [12] (0:11.99)
Average Speed [km/h]	43.4	60.2	59.5	61.0	60.2	60.0	60.0
Top Speed [km/h]	60.5	62.7	61.6	61.7	60.8	60.6	60.5
Avg. Dist. to Rail [m]	7.5	3.2	0.8	1.1	2.0	3.9	8.0
Avg. Stride Freq. [Hz]	2.2	2.3	2.3	2.4	2.4	2.3	2.4
Avg. Stride Length [m]	5.1	7.2	7.1	7.2	7.1	7.1	7.0



- [] Ranking at each section and finish
- .-.- No data available at this section
- NA No data available



Horse/Jockey Name	Postman's Gap
Final Rank	13
Fastest Section Time (Section)	0:12.08 (Overall)
Top Speed [km/h] (Section)	60.7 (800m)
Race State	Finished



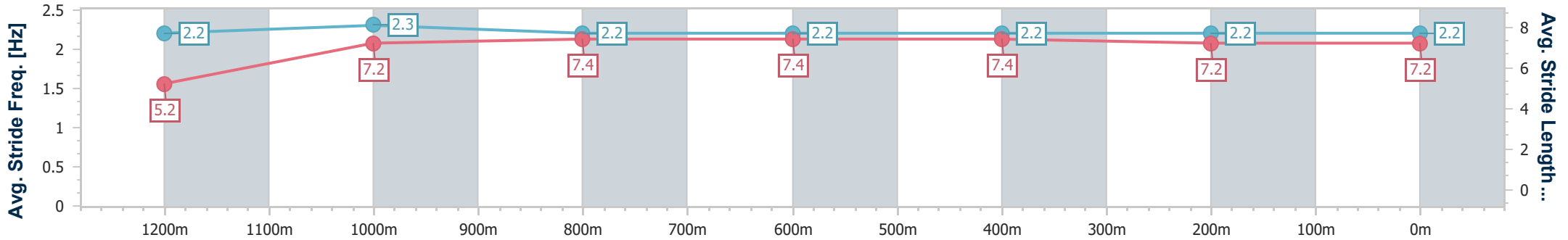
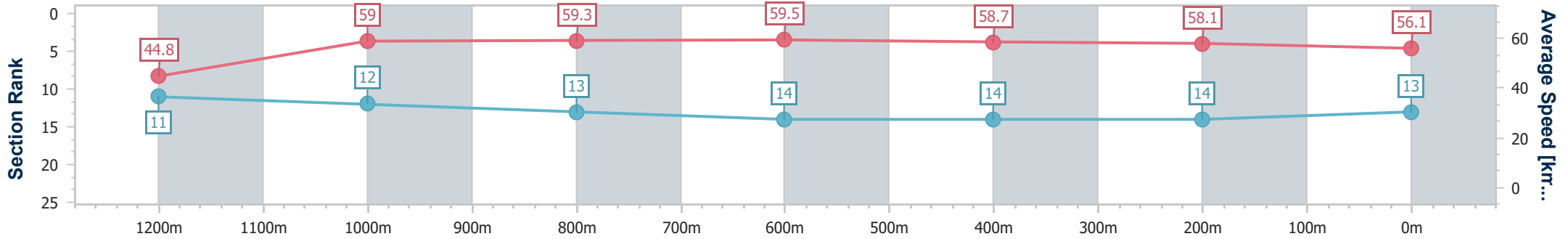
Ipswich QLD Professional
Race 5: BARRIER REEF POOLS QTIS Three-Year-Old Maiden
Plate - 1350m



18 December 2024 - 16:18

Track Rating: Heavy 8, Weather: Overcast, Rail Position: True

Section	Overall	1200m	1000m	800m	600m	400m	200m
Section Times	1:25.89 [13] (0:12.08)	1:13.81 [11] (0:12.19)	1:01.62 [12] (0:12.15)	0:49.47 [13] (0:12.08)	0:37.39 [14] (0:12.26)	0:25.13 [14] (0:12.31)	0:12.82 [14] (0:12.82)
Average Speed [km/h]	44.8	59.0	59.3	59.5	58.7	58.1	56.1
Top Speed [km/h]	59.6	60.1	60.7	60.7	59.0	59.3	59.3
Avg. Dist. to Rail [m]	6.0	2.6	0.3	0.3	0.7	0.9	1.0
Avg. Stride Freq. [Hz]	2.2	2.3	2.2	2.2	2.2	2.2	2.2
Avg. Stride Length [m]	5.2	7.2	7.4	7.4	7.4	7.2	7.2



- [] Ranking at each section and finish
- .-.- No data available at this section
- NA No data available



Horse/Jockey Name	Vanguard Legend
Final Rank	14
Fastest Section Time (Section)	0:11.74 (1200m)
Top Speed [km/h] (Section)	63.0 (1200m)
Race State	Finished



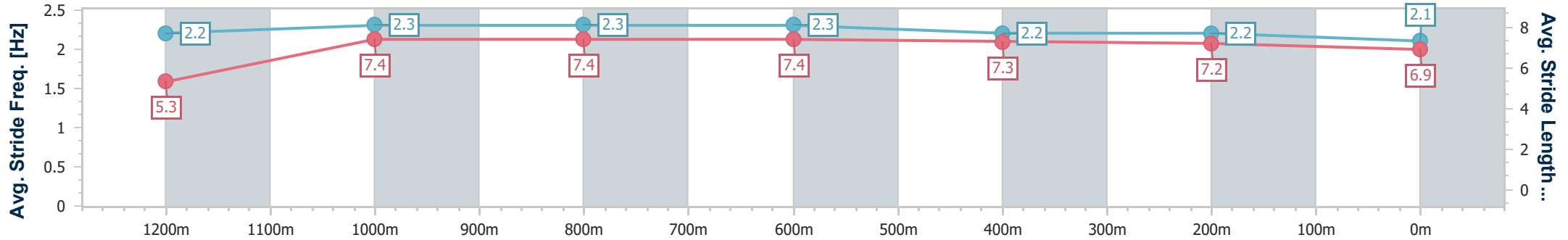
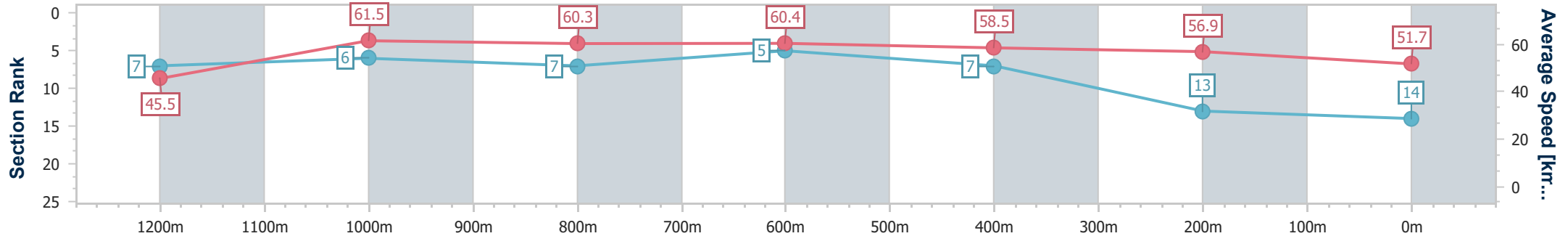
Ipswich QLD Professional
 Race 5: BARRIER REEF POOLS QTIS Three-Year-Old Maiden
 Plate - 1350m



18 December 2024 - 16:18

Track Rating: Heavy 8, Weather: Overcast, Rail Position: True

Section	Overall	1200m	1000m	800m	600m	400m	200m
Section Times	1:26.62 [14] (0:11.83)	1:14.79 [7] (0:11.74)	1:03.05 [6] (0:11.98)	0:51.07 [7] (0:11.98)	0:39.09 [5] (0:12.35)	0:26.74 [7] (0:12.83)	0:13.91 [13] (0:13.91)
Average Speed [km/h]	45.5	61.5	60.3	60.4	58.5	56.9	51.7
Top Speed [km/h]	62.6	63.0	61.0	60.8	60.0	58.4	56.3
Avg. Dist. to Rail [m]	13.9	4.7	1.3	1.0	1.1	3.4	3.7
Avg. Stride Freq. [Hz]	2.2	2.3	2.3	2.3	2.2	2.2	2.1
Avg. Stride Length [m]	5.3	7.4	7.4	7.4	7.3	7.2	6.9



- [] Ranking at each section and finish
- .-.- No data available at this section
- NA No data available