



# Eagle Farm QLD Professional

## Race 4: BRC LIFE MEMBERS BENCHMARK 70 Handicap - 1500m

21 December 2024 - 13:58



BRISBANE  
RACING CLUB

Track Rating: Good 4, Weather: Fine, Rail Position: +4.5m Entire

Section														
Field Times	Overall	1400m	1200m	1000m	800m	600m	400m	Last 600m						
	1:28.36 (0:08.19)	1:20.17 (0:10.87)	1:09.30 (0:10.64)	0:58.66 (0:11.64)	0:47.02 (0:11.97)	0:35.05 (0:11.56)	0:23.49 (0:11.58)	0:35.05						
Rank	TAB	Horse/Jockey	Barrier	Top Speed [km/h]	Fastest Section	Overall	1400m	1200m	1000m	800m	600m	400m	Last 600m	Distance Travelled [m]
1	5	HARBOURMASTER Bailey Wheeler	13	69.3 1400m	0:08.19 Overall	1:28.36 [1] (0:08.19)	1:20.17 [1] (0:10.87)	1:09.30 [1] (0:10.94)	0:58.36 [3] (0:11.82)	0:46.54 [3] (0:11.73)	0:34.81 [4] (0:11.59)	0:23.22 [3] (0:11.31)	0:34.81	
2	9	LARRIKIN ROGUE Robbie Dolan	5	66.7 1200m	0:08.70 Overall	1:28.72 [2] (0:08.70)	1:20.02 [12] (0:11.12)	1:08.90 [9] (0:11.07)	0:57.83 [10] (0:11.60)	0:46.23 [10] (0:11.51)	0:34.72 [9] (0:11.53)	0:23.19 [9] (0:11.28)	0:34.72	+0
3	12	EXPECTANT Georgina Cartwright	10	66.8 1200m	0:08.82 Overall	1:28.73 [3] (0:08.82)	1:19.91 [14] (0:11.31)	1:08.60 [12] (0:10.92)	0:57.68 [11] (0:11.48)	0:46.20 [11] (0:11.56)	0:34.64 [11] (0:11.48)	0:23.16 [10] (0:11.33)	0:34.64	-7
4	7	RUNWITHTHETIDE Vlad Duric	14	69.7 1200m	0:08.22 Overall	1:29.07 [4] (0:08.22)	1:20.85 [3] (0:10.87)	1:09.98 [2] (0:10.61)	0:59.37 [1] (0:11.64)	0:47.73 [1] (0:11.97)	0:35.76 [1] (0:11.56)	0:24.20 [1] (0:11.60)	0:35.76	-1
5	1	MICKEY'S MEDAL Emily Lang	4	67.0 1200m	0:08.29 Overall	1:29.17 [5] (0:08.29)	1:20.88 [5] (0:11.22)	1:09.66 [6] (0:10.98)	0:58.68 [7] (0:11.37)	0:47.31 [4] (0:11.47)	0:35.84 [2] (0:11.59)	0:24.25 [2] (0:11.60)	0:35.84	+5
6	23	WHO ORDERED DAFISH Cejay Graham	1	67.4 1200m	0:08.74 Overall	1:29.47 [6] (0:08.74)	1:20.73 [13] (0:11.12)	1:09.61 [10] (0:10.96)	0:58.65 [9] (0:11.48)	0:47.17 [9] (0:11.70)	0:35.47 [10] (0:11.65)	0:23.82 [11] (0:11.66)	0:35.47	-10
7	24	TOOLATEMATE Damien Thornton	6	65.3 1200m	0:08.43 Overall	1:29.49 [7] (0:08.43)	1:21.06 [9] (0:11.50)	1:09.56 [11] (0:11.21)	0:58.35 [12] (0:11.76)	0:46.59 [12] (0:11.45)	0:35.14 [12] (0:11.42)	0:23.72 [12] (0:11.37)	0:35.14	-1
8	6	PENTITO Michael Rodd	9	67.8 1200m	0:08.41 Overall	1:29.51 [8] (0:08.41)	1:21.10 [7] (0:11.39)	1:09.71 [8] (0:10.90)	0:58.81 [8] (0:11.40)	0:47.41 [7] (0:11.68)	0:35.73 [7] (0:11.67)	0:24.06 [6] (0:11.61)	0:35.73	+2
9	8	AMERICAN PHIREBALL Jason Collett	8	66.1 1200m	0:08.46 Overall	1:29.52 [9] (0:08.46)	1:21.06 [10] (0:11.68)	1:09.38 [13] (0:11.17)	0:58.21 [13] (0:11.71)	0:46.50 [13] (0:11.45)	0:35.05 [13] (0:11.37)	0:23.68 [13] (0:11.37)	0:35.05	-5
10	14	PRANCING WITH FIRE Taylor Marshall	11	66.9 1200m	0:08.23 Overall	1:29.84 [10] (0:08.23)	1:21.61 [4] (0:11.01)	1:10.60 [4] (0:11.13)	0:59.47 [5] (0:11.67)	0:47.80 [6] (0:11.70)	0:36.10 [6] (0:11.64)	0:24.46 [4] (0:11.67)	0:36.10	+0

Scratched: Gracie Blue (#18), Damiani (#22), Aton Of Delight (#3), Bold Hoi Ho (#11), Jovita (#13), Freeland (#21), Texas Fireball (#17), Miss Trustful (#16), Five Rings (#20), Cold One (#4)

[ ] Ranking at each section and finish  
-:--:-- No data available at this section  
NA No data available

SCN Saddle cloth number  
DNF Did not finish  
DNT Did not track



# Eagle Farm QLD Professional

## Race 4: BRC LIFE MEMBERS BENCHMARK 70 Handicap - 1500m

21 December 2024 - 13:58



BRISBANE  
RACING CLUB

Track Rating: Good 4, Weather: Fine, Rail Position: +4.5m Entire

Section		Overall	1400m	1200m	1000m	800m	600m	400m	Last 600m				
Field Times		1:28.36 (0:08.19)	1:20.17 (0:10.87)	1:09.30 (0:10.64)	0:58.66 (0:11.64)	0:47.02 (0:11.97)	0:35.05 (0:11.56)	0:23.49 (0:11.58)	0:35.05				
Rank	TAB Horse/Jockey	Barrier	Top Speed [km/h]	Fastest Section	Distance Travelled [m]								
11	15 APERITIVO Mark Du Plessis	2	67.1 1200m	0:08.42 Overall	1:29.86 [11] (0:08.42)	1:21.44 [8] (0:10.95)	1:10.49 [5] (0:10.91)	0:59.58 [4] (0:11.60)	0:47.98 [5] (0:11.82)	0:36.16 [5] (0:11.79)	0:24.37 [7] (0:11.64)	0:36.16	-2
12	19 CHAYSE 'N' ADAM Ron Stewart	12	65.3 600m	0:08.62 Overall	1:29.90 [12] (0:08.62)	1:21.28 [11] (0:11.76)	1:09.52 [14] (0:11.19)	0:58.33 [14] (0:11.63)	0:46.70 [14] (0:11.45)	0:35.25 [14] (0:11.28)	0:23.97 [14] (0:11.35)	0:35.25	-1
13	10 ORIGINAL GLAZE Jag Guthmann-Chester	3	69.5 1200m	0:08.32 Overall	1:30.11 [13] (0:08.32)	1:21.79 [6] (0:11.19)	1:10.60 [7] (0:10.96)	0:59.64 [6] (0:11.63)	0:48.01 [8] (0:11.70)	0:36.31 [8] (0:11.73)	0:24.58 [8] (0:11.60)	0:36.31	+2
14	2 STARSONIC Cody Collis	7	68.3 1200m	0:08.19 Overall	1:31.60 [14] (0:08.19)	1:23.41 [2] (0:10.90)	1:12.51 [3] (0:10.81)	1:01.70 [2] (0:11.76)	0:49.94 [2] (0:11.85)	0:38.09 [3] (0:11.93)	0:26.16 [5] (0:12.34)	0:38.09	-7

Scratched: Gracie Blue (#18), Damiani (#22), Aton Of Delight (#3), Bold Hoi Ho (#11), Jovita (#13), Freeland (#21), Texas Fireball (#17), Miss Trustful (#16), Five Rings (#20), Cold One (#4)

[ ] Ranking at each section and finish  
-:--:- No data available at this section  
NA No data available

SCN Saddle cloth number  
DNF Did not finish  
DNT Did not track



# Eagle Farm QLD Professional

## Race 4: BRC LIFE MEMBERS BENCHMARK 70 Handicap - 1500m

21 December 2024 - 13:58



BRISBANE  
RACING CLUB

Track Rating: Good 4, Weather: Fine, Rail Position: +4.5m Entire

Section				200m				Last 600m	
Field Times				0:11.91 (0:11.91)				0:35.05	
Rank	TAB	Horse/Jockey	Barrier	Top Speed [km/h]	Fastest Section	Margin			Distance Travelled [m]
1	5	HARBOURMASTER Bailey Wheeler	13	69.3 1400m	0:08.19 Overall	0:11.91 [1] (0:11.91)	1:28.36		0:34.81
2	9	LARRIKIN ROGUE Robbie Dolan	5	66.7 1200m	0:08.70 Overall	0:11.91 [4] (0:11.91)	2.09L		0:34.72 +0
3	12	EXPECTANT Georgina Cartwright	10	66.8 1200m	0:08.82 Overall	0:11.83 [5] (0:11.83)	2.19L		0:34.64 -7
4	7	RUNWITHTHETIDE Vlad Duric	14	69.7 1200m	0:08.22 Overall	0:12.60 [2] (0:12.60)	4.2L		0:35.76 -1
5	1	MICKEY'S MEDAL Emily Lang	4	67.0 1200m	0:08.29 Overall	0:12.65 [3] (0:12.65)	4.8L		0:35.84 +5
6	23	WHO ORDERED DAFISH Cejay Graham	1	67.4 1200m	0:08.74 Overall	0:12.16 [13] (0:12.16)	6.54L		0:35.47 -10
7	24	TOOLATEMATE Damien Thornton	6	65.3 1200m	0:08.43 Overall	0:12.35 [10] (0:12.35)	6.65L		0:35.14 -1
8	6	PENTITO Michael Rodd	9	67.8 1200m	0:08.41 Overall	0:12.45 [7] (0:12.45)	6.74L		0:35.73 +2
9	8	AMERICAN PHIREBALL Jason Collett	8	66.1 1200m	0:08.46 Overall	0:12.31 [11] (0:12.31)	6.81L		0:35.05 -5
10	14	PRANCING WITH FIRE Taylor Marshall	11	66.9 1200m	0:08.23 Overall	0:12.79 [6] (0:12.79)	8.69L		0:36.10 +0

Scratched: Gracie Blue (#18), Damiani (#22), Aton Of Delight (#3), Bold Hoi Ho (#11), Jovita (#13), Freeland (#21), Texas Fireball (#17), Miss Trustful (#16), Five Rings (#20), Cold One (#4)

Report Created: Sat 21 December 2024 14:18 GMT (Note: Timing is based on position data)

Page 3/18

[ ] Ranking at each section and finish  
 -:-:- No data available at this section  
 NA No data available

SCN Saddle cloth number  
 DNF Did not finish  
 DNT Did not track

data processed by TRIPLES DATA



# Eagle Farm QLD Professional

## Race 4: BRC LIFE MEMBERS BENCHMARK 70 Handicap - 1500m

21 December 2024 - 13:58



BRISBANE  
RACING CLUB

Track Rating: Good 4, Weather: Fine, Rail Position: +4.5m Entire

Section				200m				Last 600m	
Field Times				0:11.91 (0:11.91)				0:35.05	
Rank	TAB	Horse/Jockey	Barrier	Top Speed [km/h]	Fastest Section	Margin			Distance Travelled [m]
11	15	<b>APERITIVO</b> Mark Du Plessis	2	67.1 1200m	0:08.42 Overall (0:12.73)	8.84L		0:36.16	-2
12	19	<b>CHAYSE 'N' ADAM</b> Ron Stewart	12	65.3 600m	0:08.62 Overall (0:12.62)	9.08L		0:35.25	-1
13	10	<b>ORIGINAL GLAZE</b> Jag Guthmann-Chester	3	69.5 1200m	0:08.32 Overall (0:12.98)	10.27L		0:36.31	+2
14	2	<b>STARSONIC</b> Cody Collis	7	68.3 1200m	0:08.19 Overall (0:13.82)	19.09L		0:38.09	-7

Scratched: Gracie Blue (#18), Damiani (#22), Aton Of Delight (#3), Bold Hoi Ho (#11), Jovita (#13), Freeland (#21), Texas Fireball (#17), Miss Trustful (#16), Five Rings (#20), Cold One (#4)

[ ] Ranking at each section and finish  
-:--:- No data available at this section  
NA No data available

SCN Saddle cloth number  
DNF Did not finish  
DNT Did not track



Horse/Jockey Name	Harbourmaster
Final Rank	1
Fastest Section Time (Section)	0:08.19 (Overall)
Top Speed [km/h] (Section)	69.3 (1400m)
Race State	Finished



Eagle Farm QLD Professional  
Race 4: BRC LIFE MEMBERS BENCHMARK 70 Handicap - 1500m

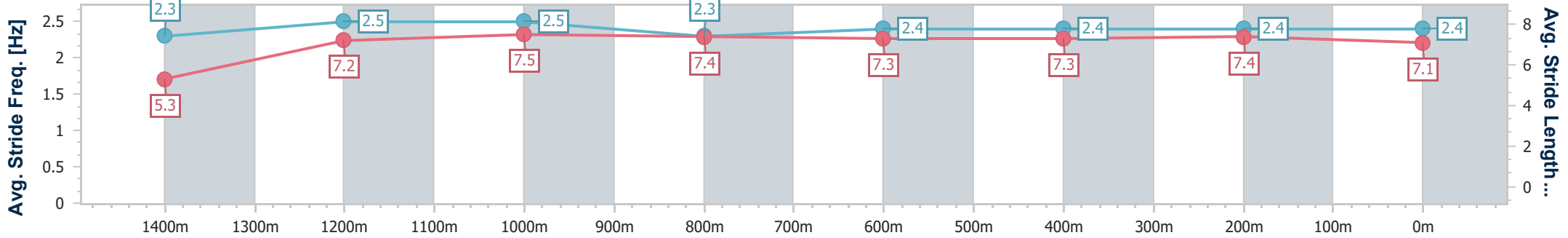
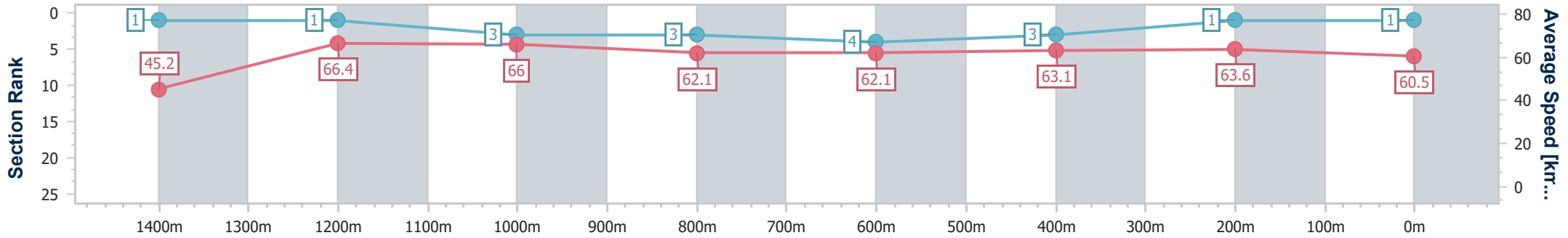


21 December 2024 - 13:58

BRISBANE RACING CLUB

Track Rating: Good 4, Weather: Fine, Rail Position: +4.5m Entire

Section	Overall	1400m	1200m	1000m	800m	600m	400m	200m
Section Times	1:28.36 [1] (0:08.19)	1:20.17 [1] (0:10.87)	1:09.30 [1] (0:10.94)	0:58.36 [3] (0:11.82)	0:46.54 [3] (0:11.73)	0:34.81 [4] (0:11.59)	0:23.22 [3] (0:11.31)	0:11.91 [1] (0:11.91)
Average Speed [km/h]	45.2	66.4	66.0	62.1	62.1	63.1	63.6	60.5
Top Speed [km/h]	62.9	69.3	67.7	63.1	63.0	64.6	64.1	63.7
Avg. Dist. to Rail [m]	19.4	8.2	4.2	3.3	3.3	3.1	8.6	5.3
Avg. Stride Freq. [Hz]	2.3	2.5	2.5	2.3	2.4	2.4	2.4	2.4
Avg. Stride Length [m]	5.3	7.2	7.5	7.4	7.3	7.3	7.4	7.1



- [ ] Ranking at each section and finish
- .-.- No data available at this section
- NA No data available



Horse/Jockey Name	Larrikin Rogue
Final Rank	2
Fastest Section Time (Section)	0:08.70 (Overall)
Top Speed [km/h] (Section)	66.7 (1200m)
Race State	Finished



Eagle Farm QLD Professional  
Race 4: BRC LIFE MEMBERS BENCHMARK 70 Handicap - 1500m

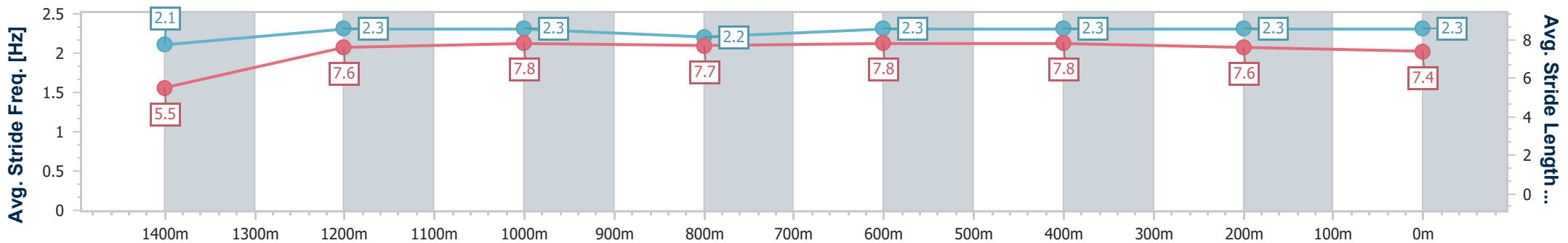
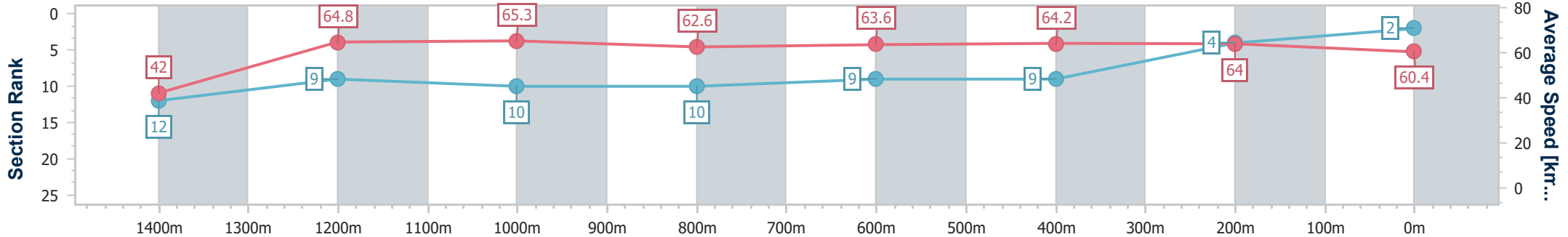
21 December 2024 - 13:58

Track Rating: Good 4, Weather: Fine, Rail Position: +4.5m Entire



BRISBANE RACING CLUB

Section	Overall	1400m	1200m	1000m	800m	600m	400m	200m
Section Times	1:28.72 [2] (0:08.70)	1:20.02 [12] (0:11.12)	1:08.90 [9] (0:11.07)	0:57.83 [10] (0:11.60)	0:46.23 [10] (0:11.51)	0:34.72 [9] (0:11.53)	0:23.19 [9] (0:11.28)	0:11.91 [4] (0:11.91)
Average Speed [km/h]	42.0	64.8	65.3	62.6	63.6	64.2	64.0	60.4
Top Speed [km/h]	62.2	66.5	66.7	64.3	64.9	64.8	64.5	63.3
Avg. Dist. to Rail [m]	12.0	3.6	2.7	2.0	4.0	5.6	8.3	3.9
Avg. Stride Freq. [Hz]	2.1	2.3	2.3	2.2	2.3	2.3	2.3	2.3
Avg. Stride Length [m]	5.5	7.6	7.8	7.7	7.8	7.8	7.6	7.4



- [ ] Ranking at each section and finish
- .-.- No data available at this section
- NA No data available



Horse/Jockey Name	Expectant
Final Rank	3
Fastest Section Time (Section)	0:08.82 (Overall)
Top Speed [km/h] (Section)	66.8 (1200m)
Race State	Finished



Eagle Farm QLD Professional  
Race 4: BRC LIFE MEMBERS BENCHMARK 70 Handicap - 1500m

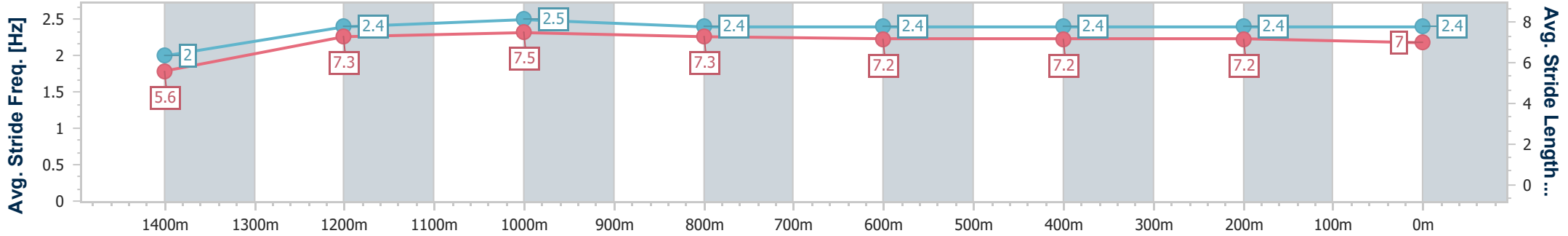
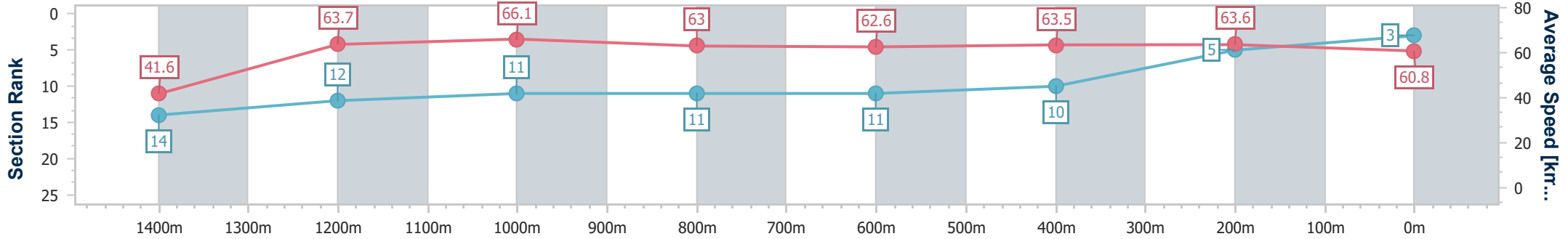


21 December 2024 - 13:58

BRISBANE RACING CLUB

Track Rating: Good 4, Weather: Fine, Rail Position: +4.5m Entire

Section	Overall	1400m	1200m	1000m	800m	600m	400m	200m
Section Times	1:28.73 [3] (0:08.82)	1:19.91 [14] (0:11.31)	1:08.60 [12] (0:10.92)	0:57.68 [11] (0:11.48)	0:46.20 [11] (0:11.56)	0:34.64 [11] (0:11.48)	0:23.16 [10] (0:11.33)	0:11.83 [5] (0:11.83)
Average Speed [km/h]	41.6	63.7	66.1	63.0	62.6	63.5	63.6	60.8
Top Speed [km/h]	60.0	65.2	66.8	64.4	64.5	64.5	64.2	63.0
Avg. Dist. to Rail [m]	15.8	2.8	1.2	0.8	1.5	2.6	6.7	6.4
Avg. Stride Freq. [Hz]	2.0	2.4	2.5	2.4	2.4	2.4	2.4	2.4
Avg. Stride Length [m]	5.6	7.3	7.5	7.3	7.2	7.2	7.2	7.0



- [ ] Ranking at each section and finish
- .-.- No data available at this section
- NA No data available



Horse/Jockey Name	Runwiththetide
Final Rank	4
Fastest Section Time (Section)	0:08.22 (Overall)
Top Speed [km/h] (Section)	69.7 (1200m)
Race State	Finished



Eagle Farm QLD Professional  
Race 4: BRC LIFE MEMBERS BENCHMARK 70 Handicap - 1500m

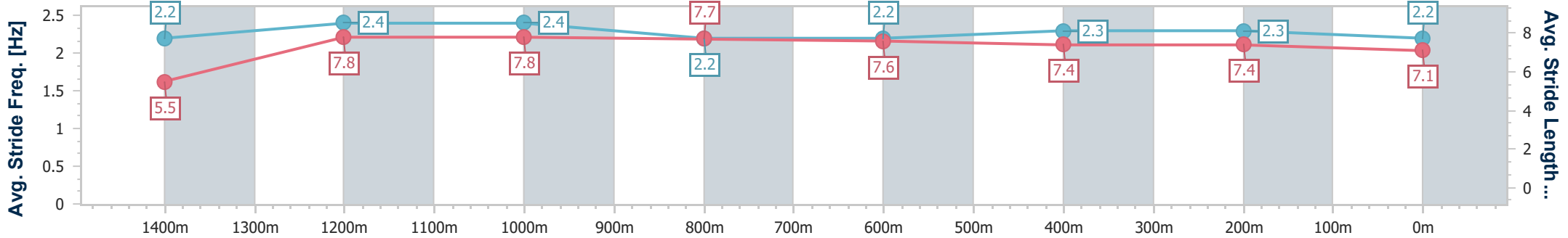
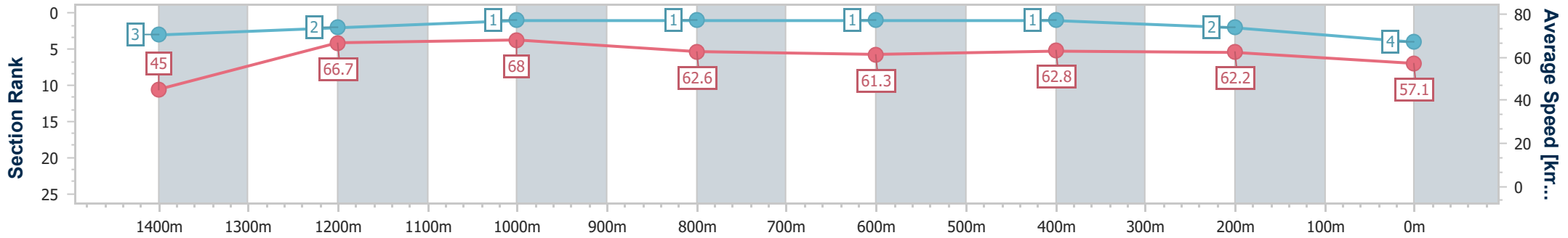
21 December 2024 - 13:58

Track Rating: Good 4, Weather: Fine, Rail Position: +4.5m Entire



BRISBANE RACING CLUB

Section	Overall	1400m	1200m	1000m	800m	600m	400m	200m
Section Times	1:29.07 [4] (0:08.22)	1:20.85 [3] (0:10.87)	1:09.98 [2] (0:10.61)	0:59.37 [1] (0:11.64)	0:47.73 [1] (0:11.97)	0:35.76 [1] (0:11.56)	0:24.20 [1] (0:11.60)	0:12.60 [2] (0:12.60)
Average Speed [km/h]	45.0	66.7	68.0	62.6	61.3	62.8	62.2	57.1
Top Speed [km/h]	62.4	68.6	69.7	65.2	62.6	64.2	64.1	60.1
Avg. Dist. to Rail [m]	21.6	10.3	3.0	2.6	4.1	2.5	2.8	4.0
Avg. Stride Freq. [Hz]	2.2	2.4	2.4	2.2	2.2	2.3	2.3	2.2
Avg. Stride Length [m]	5.5	7.8	7.8	7.7	7.6	7.4	7.4	7.1



- [ ] Ranking at each section and finish
- .-.- No data available at this section
- NA No data available





Horse/Jockey Name	Mickey's Medal
Final Rank	5
Fastest Section Time (Section)	0:08.29 (Overall)
Top Speed [km/h] (Section)	67.0 (1200m)
Race State	Finished



Eagle Farm QLD Professional  
Race 4: BRC LIFE MEMBERS BENCHMARK 70 Handicap - 1500m

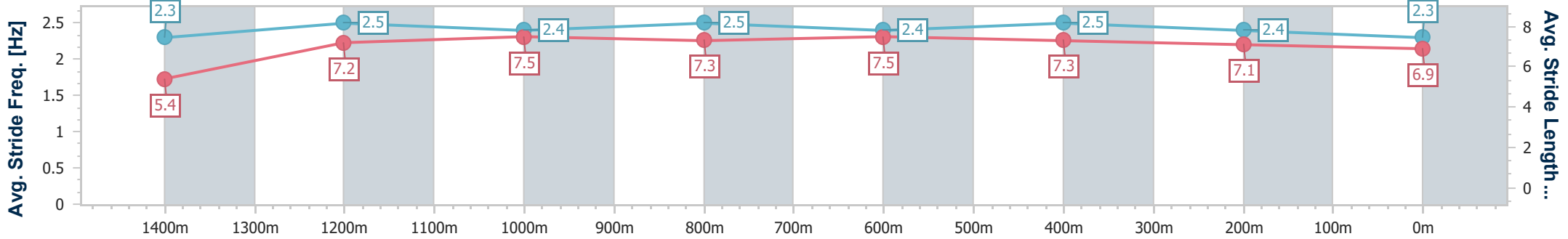
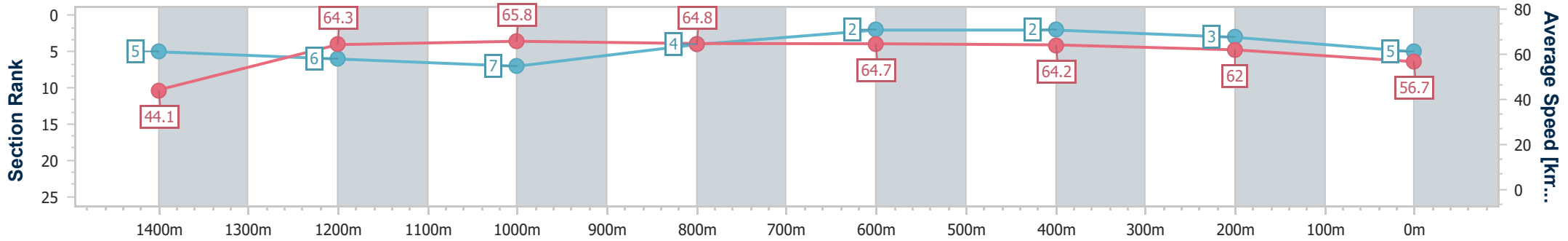
21 December 2024 - 13:58

Track Rating: Good 4, Weather: Fine, Rail Position: +4.5m Entire



BRISBANE RACING CLUB

Section	Overall	1400m	1200m	1000m	800m	600m	400m	200m
Section Times	1:29.17 [5] (0:08.29)	1:20.88 [5] (0:11.22)	1:09.66 [6] (0:10.98)	0:58.68 [7] (0:11.37)	0:47.31 [4] (0:11.47)	0:35.84 [2] (0:11.59)	0:24.25 [2] (0:11.60)	0:12.65 [3] (0:12.65)
Average Speed [km/h]	44.1	64.3	65.8	64.8	64.7	64.2	62.0	56.7
Top Speed [km/h]	62.7	65.2	67.0	65.4	66.1	65.2	63.3	60.5
Avg. Dist. to Rail [m]	11.4	3.9	3.4	5.1	6.2	6.5	9.9	7.3
Avg. Stride Freq. [Hz]	2.3	2.5	2.4	2.5	2.4	2.5	2.4	2.3
Avg. Stride Length [m]	5.4	7.2	7.5	7.3	7.5	7.3	7.1	6.9



- [ ] Ranking at each section and finish
- .-.- No data available at this section
- NA No data available



Horse/Jockey Name	Who Ordered Dafish
Final Rank	6
Fastest Section Time (Section)	0:08.74 (Overall)
Top Speed [km/h] (Section)	67.4 (1200m)
Race State	Finished



Eagle Farm QLD Professional  
Race 4: BRC LIFE MEMBERS BENCHMARK 70 Handicap - 1500m

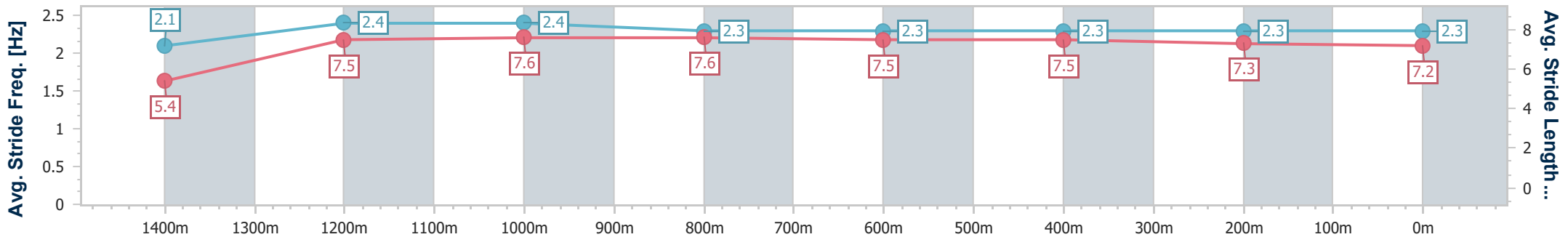
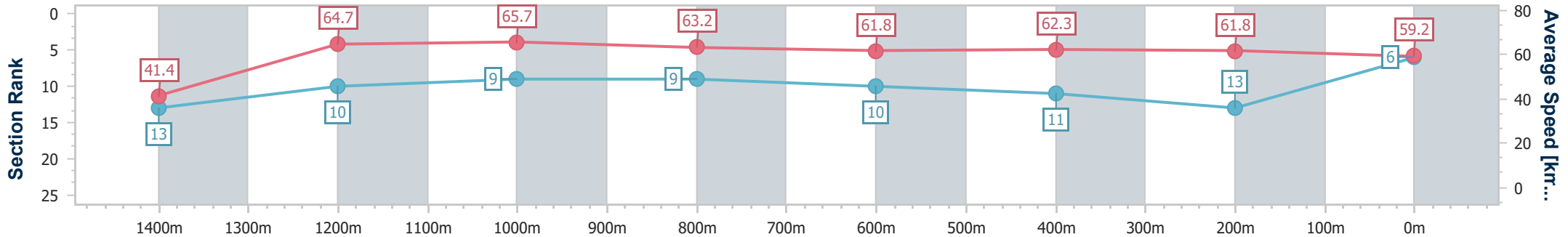
21 December 2024 - 13:58

Track Rating: Good 4, Weather: Fine, Rail Position: +4.5m Entire



BRISBANE RACING CLUB

Section	Overall	1400m	1200m	1000m	800m	600m	400m	200m
Section Times	1:29.47 [6] (0:08.74)	1:20.73 [13] (0:11.12)	1:09.61 [10] (0:10.96)	0:58.65 [9] (0:11.48)	0:47.17 [9] (0:11.70)	0:35.47 [10] (0:11.65)	0:23.82 [11] (0:11.66)	0:12.16 [13] (0:12.16)
Average Speed [km/h]	41.4	64.7	65.7	63.2	61.8	62.3	61.8	59.2
Top Speed [km/h]	61.5	65.5	67.4	63.9	63.1	62.8	62.7	62.0
Avg. Dist. to Rail [m]	8.3	1.9	1.7	1.3	1.1	1.6	3.1	0.8
Avg. Stride Freq. [Hz]	2.1	2.4	2.4	2.3	2.3	2.3	2.3	2.3
Avg. Stride Length [m]	5.4	7.5	7.6	7.6	7.5	7.5	7.3	7.2



- [ ] Ranking at each section and finish
- .-.- No data available at this section
- NA No data available



Horse/Jockey Name	Toolatamate
Final Rank	7
Fastest Section Time (Section)	0:08.43 (Overall)
Top Speed [km/h] (Section)	65.3 (1200m)
Race State	Finished



Eagle Farm QLD Professional  
Race 4: BRC LIFE MEMBERS BENCHMARK 70 Handicap - 1500m

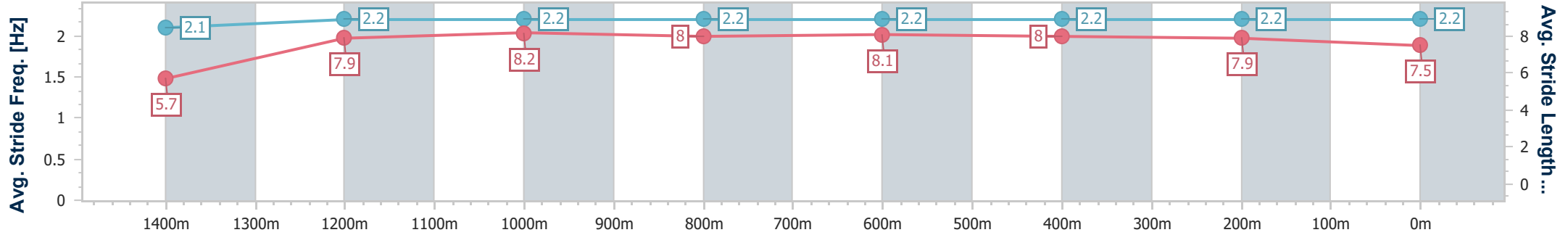
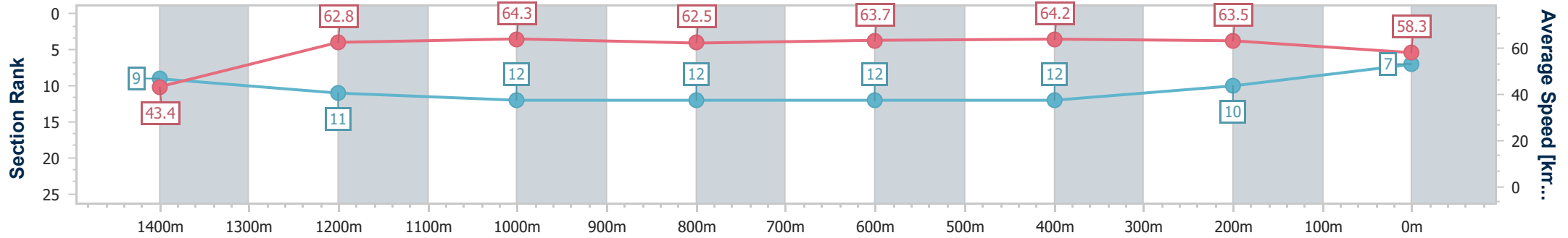


21 December 2024 - 13:58

BRISBANE RACING CLUB

Track Rating: Good 4, Weather: Fine, Rail Position: +4.5m Entire

Section	Overall	1400m	1200m	1000m	800m	600m	400m	200m
Section Times	1:29.49 [7] (0:08.43)	1:21.06 [9] (0:11.50)	1:09.56 [11] (0:11.21)	0:58.35 [12] (0:11.76)	0:46.59 [12] (0:11.45)	0:35.14 [12] (0:11.42)	0:23.72 [12] (0:11.37)	0:12.35 [10] (0:12.35)
Average Speed [km/h]	43.4	62.8	64.3	62.5	63.7	64.2	63.5	58.3
Top Speed [km/h]	60.3	63.7	65.3	64.1	64.5	64.8	64.7	61.4
Avg. Dist. to Rail [m]	12.7	4.6	3.8	3.5	3.0	4.1	10.0	10.6
Avg. Stride Freq. [Hz]	2.1	2.2	2.2	2.2	2.2	2.2	2.2	2.2
Avg. Stride Length [m]	5.7	7.9	8.2	8.0	8.1	8.0	7.9	7.5



- [ ] Ranking at each section and finish
- .-.- No data available at this section
- NA No data available



Horse/Jockey Name	Pentito
Final Rank	8
Fastest Section Time (Section)	0:08.41 (Overall)
Top Speed [km/h] (Section)	67.8 (1200m)
Race State	Finished



Eagle Farm QLD Professional  
Race 4: BRC LIFE MEMBERS BENCHMARK 70 Handicap - 1500m

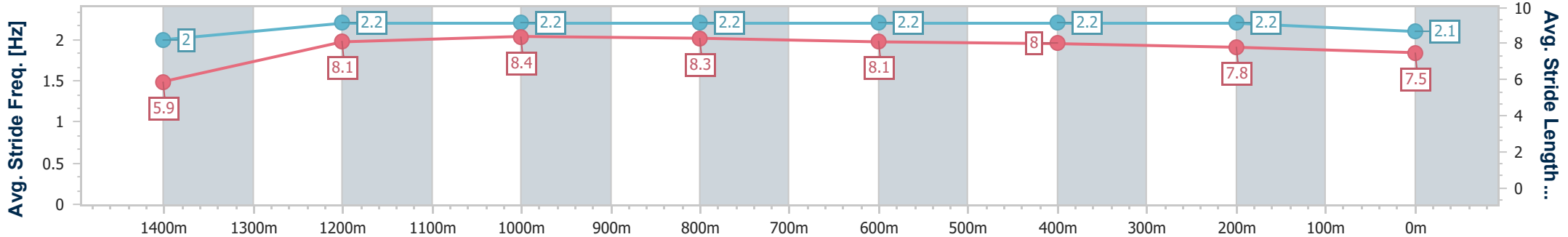
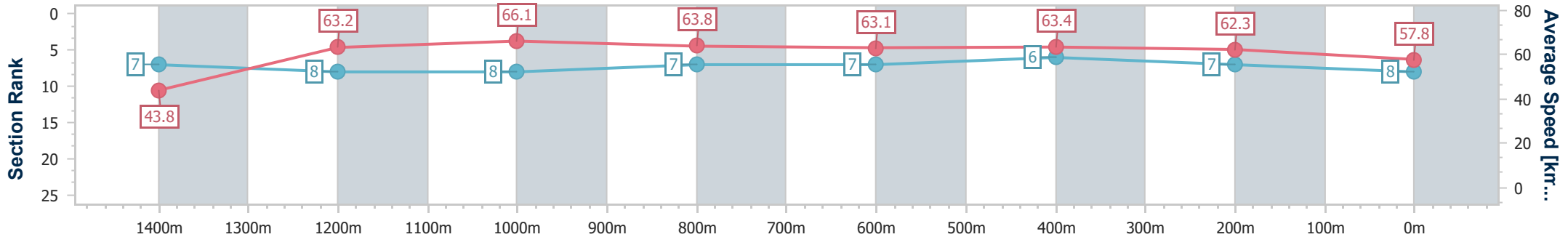
21 December 2024 - 13:58

Track Rating: Good 4, Weather: Fine, Rail Position: +4.5m Entire



BRISBANE RACING CLUB

Section	Overall	1400m	1200m	1000m	800m	600m	400m	200m
Section Times	1:29.51 [8] (0:08.41)	1:21.10 [7] (0:11.39)	1:09.71 [8] (0:10.90)	0:58.81 [8] (0:11.40)	0:47.41 [7] (0:11.68)	0:35.73 [7] (0:11.67)	0:24.06 [6] (0:11.61)	0:12.45 [7] (0:12.45)
Average Speed [km/h]	43.8	63.2	66.1	63.8	63.1	63.4	62.3	57.8
Top Speed [km/h]	62.4	65.1	67.8	64.9	64.9	64.1	63.7	60.4
Avg. Dist. to Rail [m]	15.7	4.5	1.9	2.3	4.9	5.8	11.9	10.1
Avg. Stride Freq. [Hz]	2.0	2.2	2.2	2.2	2.2	2.2	2.2	2.1
Avg. Stride Length [m]	5.9	8.1	8.4	8.3	8.1	8.0	7.8	7.5



- [ ] Ranking at each section and finish
- .-.- No data available at this section
- NA No data available



Horse/Jockey Name	American Phireball
Final Rank	9
Fastest Section Time (Section)	0:08.46 (Overall)
Top Speed [km/h] (Section)	66.1 (1200m)
Race State	Finished



Eagle Farm QLD Professional  
Race 4: BRC LIFE MEMBERS BENCHMARK 70 Handicap - 1500m

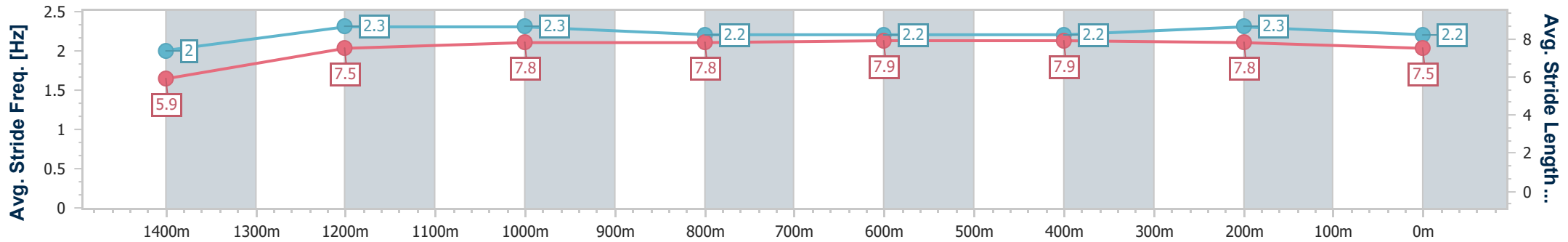
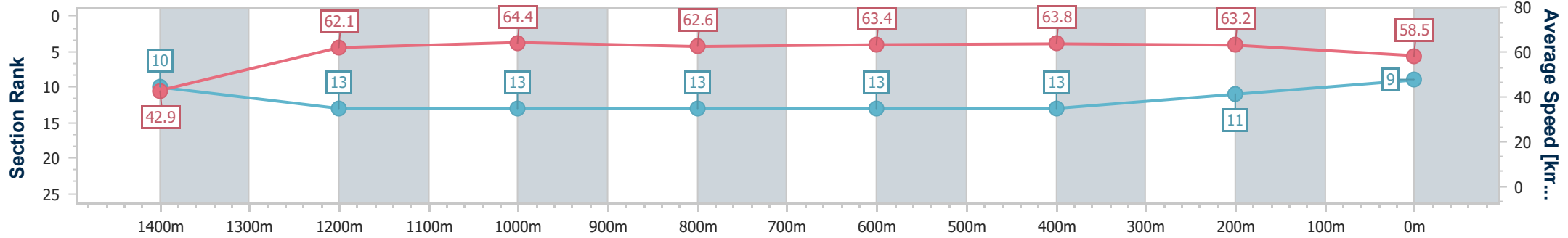
21 December 2024 - 13:58

Track Rating: Good 4, Weather: Fine, Rail Position: +4.5m Entire



BRISBANE RACING CLUB

Section	Overall	1400m	1200m	1000m	800m	600m	400m	200m
Section Times	1:29.52 [9] (0:08.46)	1:21.06 [10] (0:11.68)	1:09.38 [13] (0:11.17)	0:58.21 [13] (0:11.71)	0:46.50 [13] (0:11.45)	0:35.05 [13] (0:11.37)	0:23.68 [13] (0:11.37)	0:12.31 [11] (0:12.31)
Average Speed [km/h]	42.9	62.1	64.4	62.6	63.4	63.8	63.2	58.5
Top Speed [km/h]	58.9	62.9	66.1	63.6	64.7	64.8	64.6	61.9
Avg. Dist. to Rail [m]	14.5	5.5	4.0	2.7	2.1	2.0	5.9	4.7
Avg. Stride Freq. [Hz]	2.0	2.3	2.3	2.2	2.2	2.2	2.3	2.2
Avg. Stride Length [m]	5.9	7.5	7.8	7.8	7.9	7.9	7.8	7.5



- [ ] Ranking at each section and finish
- .-.- No data available at this section
- NA No data available



Horse/Jockey Name	Prancing With Fire
Final Rank	10
Fastest Section Time (Section)	0:08.23 (Overall)
Top Speed [km/h] (Section)	66.9 (1200m)
Race State	Finished



Eagle Farm QLD Professional  
Race 4: BRC LIFE MEMBERS BENCHMARK 70 Handicap - 1500m

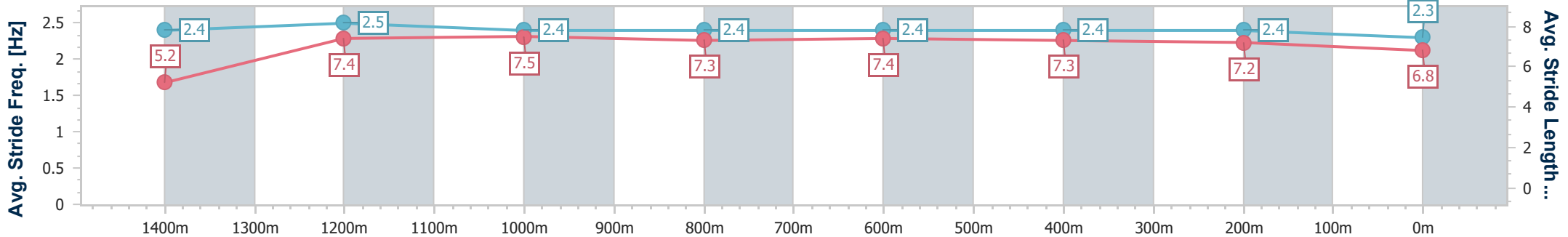
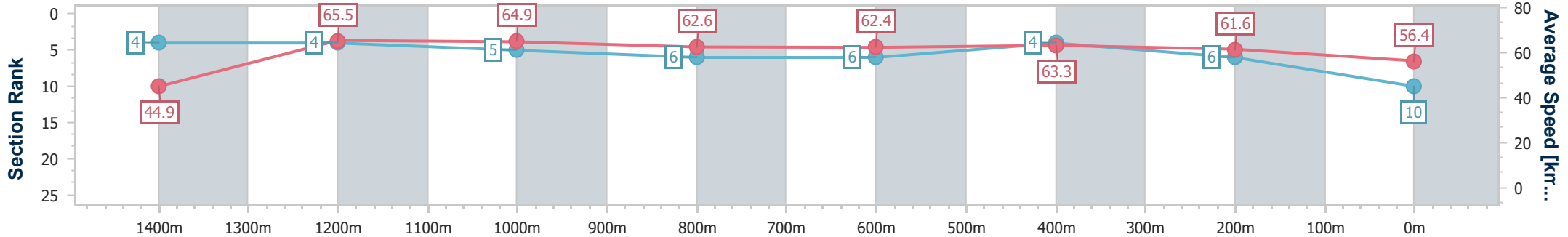


21 December 2024 - 13:58

BRISBANE RACING CLUB

Track Rating: Good 4, Weather: Fine, Rail Position: +4.5m Entire

Section	Overall	1400m	1200m	1000m	800m	600m	400m	200m
Section Times	1:29.84 [10] (0:08.23)	1:21.61 [4] (0:11.01)	1:10.60 [4] (0:11.13)	0:59.47 [5] (0:11.67)	0:47.80 [6] (0:11.70)	0:36.10 [6] (0:11.64)	0:24.46 [4] (0:11.67)	0:12.79 [6] (0:12.79)
Average Speed [km/h]	44.9	65.5	64.9	62.6	62.4	63.3	61.6	56.4
Top Speed [km/h]	63.7	66.9	66.9	63.4	64.1	64.0	62.8	60.2
Avg. Dist. to Rail [m]	16.9	4.6	3.8	3.1	3.2	4.5	9.1	7.3
Avg. Stride Freq. [Hz]	2.4	2.5	2.4	2.4	2.4	2.4	2.4	2.3
Avg. Stride Length [m]	5.2	7.4	7.5	7.3	7.4	7.3	7.2	6.8



- [ ] Ranking at each section and finish
- .-.- No data available at this section
- NA No data available



Horse/Jockey Name	Aperitivo
Final Rank	11
Fastest Section Time (Section)	0:08.42 (Overall)
Top Speed [km/h] (Section)	67.1 (1200m)
Race State	Finished



Eagle Farm QLD Professional  
Race 4: BRC LIFE MEMBERS BENCHMARK 70 Handicap - 1500m

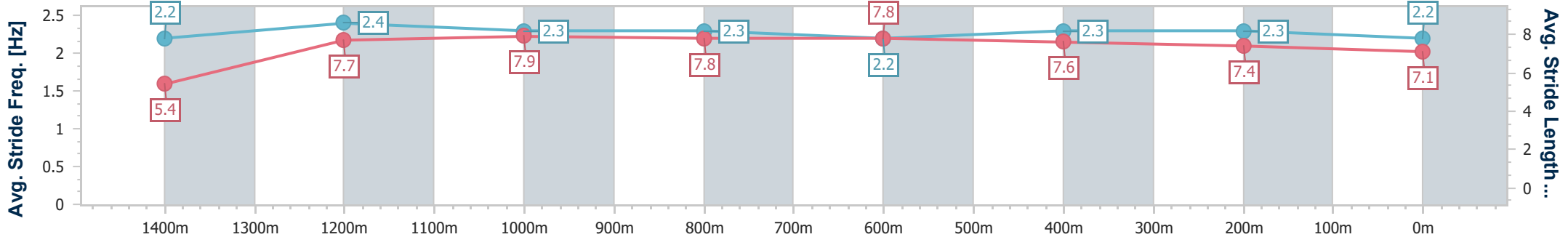
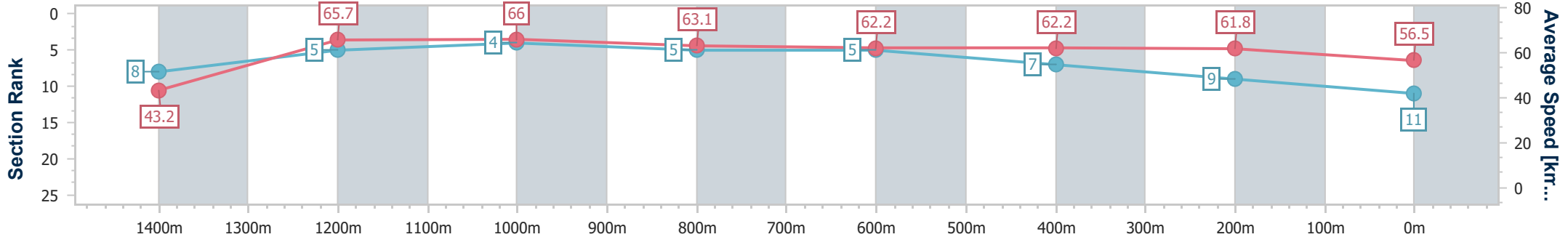


21 December 2024 - 13:58

BRISBANE RACING CLUB

Track Rating: Good 4, Weather: Fine, Rail Position: +4.5m Entire

Section	Overall	1400m	1200m	1000m	800m	600m	400m	200m
Section Times	1:29.86 [11] (0:08.42)	1:21.44 [8] (0:10.95)	1:10.49 [5] (0:10.91)	0:59.58 [4] (0:11.60)	0:47.98 [5] (0:11.82)	0:36.16 [5] (0:11.79)	0:24.37 [7] (0:11.64)	0:12.73 [9] (0:12.73)
Average Speed [km/h]	43.2	65.7	66.0	63.1	62.2	62.2	61.8	56.5
Top Speed [km/h]	63.5	66.4	67.1	63.4	62.7	62.6	63.2	59.9
Avg. Dist. to Rail [m]	9.3	1.0	1.4	2.7	4.5	3.8	4.0	2.5
Avg. Stride Freq. [Hz]	2.2	2.4	2.3	2.3	2.2	2.3	2.3	2.2
Avg. Stride Length [m]	5.4	7.7	7.9	7.8	7.8	7.6	7.4	7.1



- [ ] Ranking at each section and finish
- .-.- No data available at this section
- NA No data available



Horse/Jockey Name	Chayse 'N' Adam
Final Rank	12
Fastest Section Time (Section)	0:08.62 (Overall)
Top Speed [km/h] (Section)	65.3 (600m)
Race State	Finished



Eagle Farm QLD Professional  
Race 4: BRC LIFE MEMBERS BENCHMARK 70 Handicap - 1500m

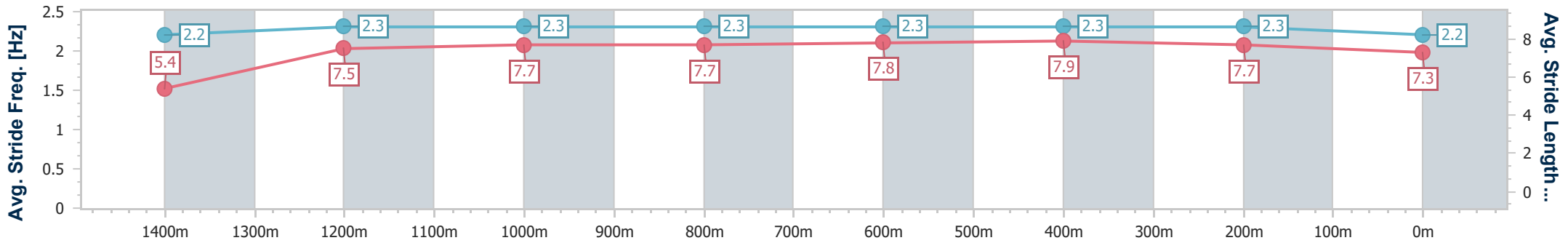
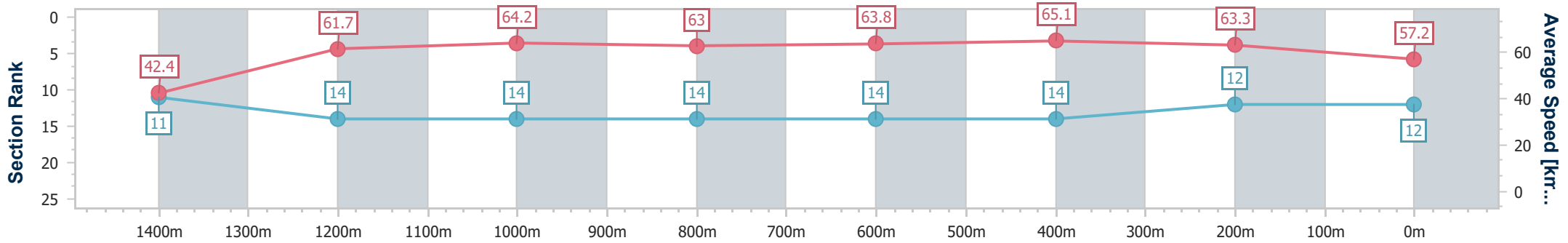


21 December 2024 - 13:58

BRISBANE RACING CLUB

Track Rating: Good 4, Weather: Fine, Rail Position: +4.5m Entire

Section	Overall	1400m	1200m	1000m	800m	600m	400m	200m
Section Times	1:29.90 [12] (0:08.62)	1:21.28 [11] (0:11.76)	1:09.52 [14] (0:11.19)	0:58.33 [14] (0:11.63)	0:46.70 [14] (0:11.45)	0:35.25 [14] (0:11.28)	0:23.97 [14] (0:11.35)	0:12.62 [12] (0:12.62)
Average Speed [km/h]	42.4	61.7	64.2	63.0	63.8	65.1	63.3	57.2
Top Speed [km/h]	58.8	63.2	65.3	64.3	64.6	65.3	64.6	62.5
Avg. Dist. to Rail [m]	18.5	5.1	2.8	3.0	3.0	3.9	8.0	7.9
Avg. Stride Freq. [Hz]	2.2	2.3	2.3	2.3	2.3	2.3	2.3	2.2
Avg. Stride Length [m]	5.4	7.5	7.7	7.7	7.8	7.9	7.7	7.3



- [ ] Ranking at each section and finish
- .-.- No data available at this section
- NA No data available





Horse/Jockey Name	Original Glaze
Final Rank	13
Fastest Section Time (Section)	0:08.32 (Overall)
Top Speed [km/h] (Section)	69.5 (1200m)
Race State	Finished



Eagle Farm QLD Professional  
Race 4: BRC LIFE MEMBERS BENCHMARK 70 Handicap - 1500m

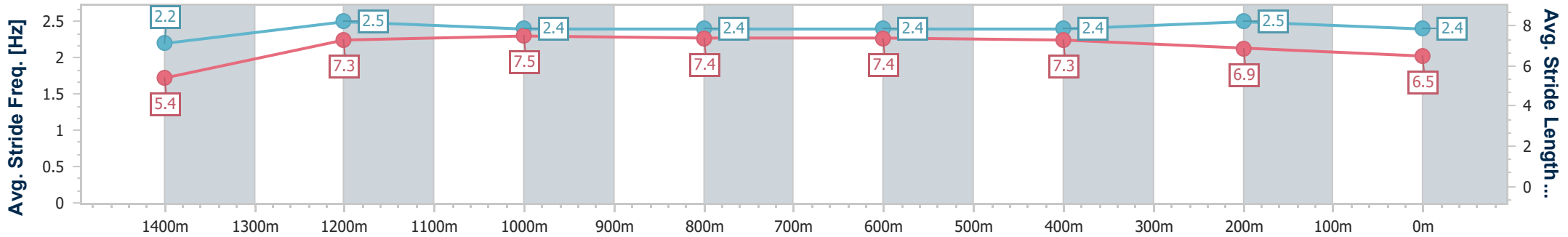
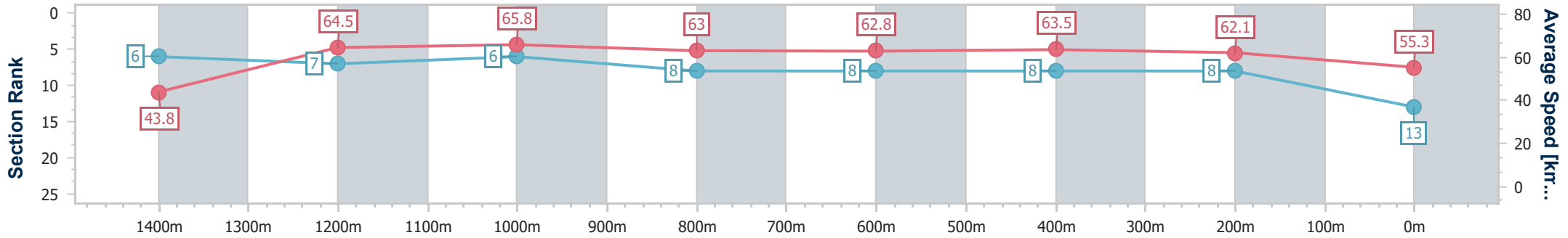
21 December 2024 - 13:58

Track Rating: Good 4, Weather: Fine, Rail Position: +4.5m Entire



BRISBANE RACING CLUB

Section	Overall	1400m	1200m	1000m	800m	600m	400m	200m
Section Times	1:30.11 [13] (0:08.32)	1:21.79 [6] (0:11.19)	1:10.60 [7] (0:10.96)	0:59.64 [6] (0:11.63)	0:48.01 [8] (0:11.70)	0:36.31 [8] (0:11.73)	0:24.58 [8] (0:11.60)	0:12.98 [8] (0:12.98)
Average Speed [km/h]	43.8	64.5	65.8	63.0	62.8	63.5	62.1	55.3
Top Speed [km/h]	63.7	65.7	69.5	63.5	64.4	65.4	64.6	59.6
Avg. Dist. to Rail [m]	10.7	3.1	3.1	3.4	4.8	6.5	8.5	6.3
Avg. Stride Freq. [Hz]	2.2	2.5	2.4	2.4	2.4	2.4	2.5	2.4
Avg. Stride Length [m]	5.4	7.3	7.5	7.4	7.4	7.3	6.9	6.5



- [ ] Ranking at each section and finish
- .-.- No data available at this section
- NA No data available



Horse/Jockey Name	Starsonic
Final Rank	14
Fastest Section Time (Section)	0:08.19 (Overall)
Top Speed [km/h] (Section)	68.3 (1200m)
Race State	Finished



Eagle Farm QLD Professional  
Race 4: BRC LIFE MEMBERS BENCHMARK 70 Handicap - 1500m

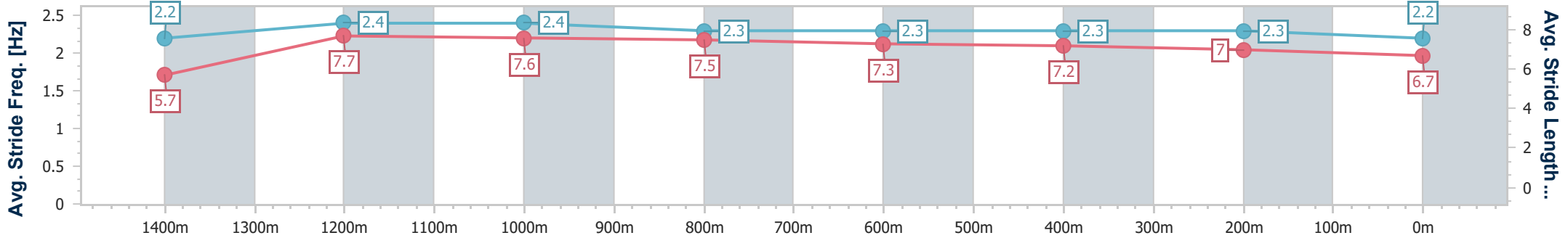
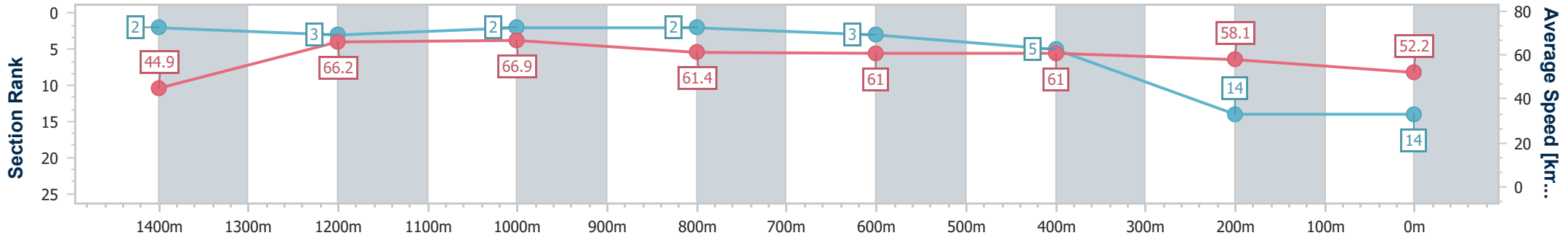
21 December 2024 - 13:58

Track Rating: Good 4, Weather: Fine, Rail Position: +4.5m Entire



BRISBANE RACING CLUB

Section	Overall	1400m	1200m	1000m	800m	600m	400m	200m
Section Times	1:31.60 [14] (0:08.19)	1:23.41 [2] (0:10.90)	1:12.51 [3] (0:10.81)	1:01.70 [2] (0:11.76)	0:49.94 [2] (0:11.85)	0:38.09 [3] (0:11.93)	0:26.16 [5] (0:12.34)	0:13.82 [14] (0:13.82)
Average Speed [km/h]	44.9	66.2	66.9	61.4	61.0	61.0	58.1	52.2
Top Speed [km/h]	64.3	68.0	68.3	63.7	62.1	62.2	60.2	56.4
Avg. Dist. to Rail [m]	13.9	3.3	1.7	0.8	1.5	1.6	2.1	1.9
Avg. Stride Freq. [Hz]	2.2	2.4	2.4	2.3	2.3	2.3	2.3	2.2
Avg. Stride Length [m]	5.7	7.7	7.6	7.5	7.3	7.2	7.0	6.7



- [ ] Ranking at each section and finish
- .-.- No data available at this section
- NA No data available