

Track Rating: Good 4, Weather: Fine, Rail Position: +5m Entire

| Section | | Field Times | | | | | | | | | | Last 600m | |
|---------|-----|--|----------------------|----------------------|----------------------|---------------------------|---------------------------|---------------------------|---------------------------|---------------------------|---------------------------|------------------------|-----|
| | | Overall | 1200m | 1000m | 800m | 600m | 400m | | | | | | |
| | | 1:21.10 (0:11.16) | 1:09.94 (0:10.72) | 0:59.22 (0:10.99) | 0:48.23 (0:11.70) | 0:36.53 (0:11.74) | 0:24.79 (0:12.18) | 0:36.53 | | | | | |
| Rank | TAB | Horse/Jockey | Barrier | Top Speed [km/h] | Fastest Section | | | | | | | Distance Travelled [m] | |
| 1 | 11 | LADY NIKSTER Michael Cahill | 9 | 66.9 1200m | 0:10.89 1200m | 1:21.10 [1] (0:11.79) | 1:09.31 [11] (0:10.89) | 0:58.42 [11] (0:11.10) | 0:47.32 [11] (0:11.57) | 0:35.75 [9] (0:11.67) | 0:24.08 [9] (0:11.92) | 0:35.75 | |
| 2 | 16 | DARE I SAY Dale Smith | 1 | 68.2 1200m | 0:10.78 1200m | 1:21.13 [2] (0:11.22) | 1:09.91 [3] (0:10.78) | 0:59.13 [3] (0:11.05) | 0:48.08 [3] (0:11.65) | 0:36.43 [4] (0:11.76) | 0:24.67 [3] (0:12.21) | 0:36.43 | +2 |
| 3 | 19 | FREYA'S MAGIC Darren Evans | 6 | 68.5 1200m | 0:10.73 1200m | 1:21.30 [3] (0:11.48) | 1:09.82 [8] (0:10.73) | 0:59.09 [7] (0:11.03) | 0:48.06 [5] (0:11.36) | 0:36.70 [3] (0:11.71) | 0:24.99 [1] (0:12.18) | 0:36.70 | +5 |
| 4 | 15 | GREEN MEADOWS Justin Huxtable | 2 | 67.5 1200m | 0:10.88 1200m | 1:21.67 [4] (0:11.51) | 1:10.16 [9] (0:10.88) | 0:59.28 [9] (0:11.11) | 0:48.17 [8] (0:11.66) | 0:36.51 [8] (0:11.74) | 0:24.77 [6] (0:12.19) | 0:36.51 | +0 |
| 4 | 1 | MALOTRU Micheal Hellyer | 8 | 68.3 1200m | 0:10.71 1200m | 1:21.67 [4] (0:11.21) | 1:10.46 [2] (0:10.71) | 0:59.75 [2] (0:11.01) | 0:48.74 [2] (0:11.64) | 0:37.10 [1] (0:11.80) | 0:25.30 [2] (0:12.38) | 0:37.10 | +1 |
| 6 | 9 | NAVILLUS HELLFIRE Hannah Richardson | 12 | 68.3 1200m | 0:10.90 1200m | 1:21.79 [6] (0:11.90) | 1:09.89 [12] (0:10.90) | 0:58.99 [12] (0:11.08) | 0:47.91 [12] (0:11.65) | 0:36.26 [12] (0:11.69) | 0:24.57 [11] (0:12.08) | 0:36.26 | +12 |
| 7 | 8 | LILICA EBET Jace McMurray | 3 | 67.1 1200m | 0:10.94 1200m | 1:22.00 [7] (0:11.54) | 1:10.46 [10] (0:10.94) | 0:59.52 [10] (0:11.24) | 0:48.28 [10] (0:11.71) | 0:36.57 [11] (0:11.72) | 0:24.85 [10] (0:12.20) | 0:36.57 | +8 |
| 8 | 17 | BARGARA BOUND Colleen Krahn | 5 | 68.7 1200m | 0:10.76 1200m | 1:22.09 [8] (0:11.37) | 1:10.72 [5] (0:10.76) | 0:59.96 [6] (0:11.17) | 0:48.79 [7] (0:11.67) | 0:37.12 [6] (0:11.94) | 0:25.18 [7] (0:12.44) | 0:37.12 | +2 |
| 9 | 7 | KELLISA Jai Williams | 13 | 69.3 1200m | 0:10.67 1200m | 1:22.20 [9] (0:11.43) | 1:10.77 [7] (0:10.67) | 1:00.10 [5] (0:10.97) | 0:49.13 [4] (0:11.74) | 0:37.39 [5] (0:11.90) | 0:25.49 [5] (0:12.58) | 0:37.39 | +7 |
| 10 | 2 | RUMBLING BOY Michael Murphy | 11 | 68.7 1200m | 0:10.72 1200m | 1:22.57 [10] (0:11.16) | 1:11.41 [1] (0:10.72) | 1:00.69 [1] (0:10.99) | 0:49.70 [1] (0:11.71) | 0:37.99 [2] (0:12.03) | 0:25.96 [4] (0:12.71) | 0:37.99 | +7 |

Scratched: Lady Lethan (#21), Red Suture (#5), Aratiri (#10), Podcast (#12), Ucelle (#14), Land Bank (#22), Shadow Cruiser (#3), Victory Flame (#6), Trust In A Gale (#20)



Ipswich QLD Professional
 Race 5: TAB Maiden Plate - 1350m
 21 December 2024 - 15:31



Track Rating: Good 4, Weather: Fine, Rail Position: +5m Entire

| Section | | Overall | 1200m | 1000m | 800m | 600m | 400m | Last 600m | | | | |
|-------------|---|----------------------|----------------------|----------------------|---------------------------|---------------------------|---------------------------|---------------------------|---------------------------|---------------------------|---------|----|
| Field Times | | 1:21.10 (0:11.16) | 1:09.94 (0:10.72) | 0:59.22 (0:10.99) | 0:48.23 (0:11.70) | 0:36.53 (0:11.74) | 0:24.79 (0:12.18) | 0:36.53 | | | | |
| Rank | TAB Horse/Jockey | Barrier | Top Speed [km/h] | Fastest Section | Distance Travelled [m] | | | | | | | |
| 11 | 13 SCOTTVILLE SCOOTER Rob Thorburn | 4 | 67.6 1200m | 0:10.92 1200m | 1:22.87 [11] (0:11.43) | 1:11.44 [6] (0:10.92) | 1:00.52 [8] (0:11.25) | 0:49.27 [9] (0:11.79) | 0:37.48 [10] (0:11.87) | 0:25.61 [12] (0:12.44) | 0:37.48 | +7 |
| 12 | 4 OUR MISSILE Anthony Allen | 10 | 68.4 1200m | 0:10.76 1200m | 1:23.14 [12] (0:11.29) | 1:11.85 [4] (0:10.76) | 1:01.09 [4] (0:11.22) | 0:49.87 [6] (0:11.71) | 0:38.16 [7] (0:11.95) | 0:26.21 [8] (0:12.50) | 0:38.16 | +6 |
| 13 | 18 SNIPPETY BOBBINS Corey Sutherland | 7 | 65.9 1000m | 0:11.08 1200m | 1:23.32 [13] (0:12.05) | 1:11.27 [13] (0:11.08) | 1:00.19 [13] (0:11.12) | 0:49.07 [13] (0:11.40) | 0:37.67 [13] (0:11.71) | 0:25.96 [13] (0:12.56) | 0:37.67 | +2 |

Scratched: Lady Lethan (#21), Red Suture (#5), Aratiri (#10), Podcast (#12), Ucelle (#14), Land Bank (#22), Shadow Cruiser (#3), Victory Flame (#6), Trust In A Gale (#20)

[] Ranking at each section and finish
 -:-:- No data available at this section
 NA No data available

SCN Saddle cloth number
 DNF Did not finish
 DNT Did not track

Track Rating: Good 4, Weather: Fine, Rail Position: +5m Entire

| Section | | | | | | | 200m | | | Last 600m | |
|-------------|-----|---|---------|------------------|------------------|---------------------------|---------|--|--|------------------------|-----|
| Field Times | | | | | | | 0:12.61 | | | 0:36.53 | |
| | | | | | | | | | | | |
| Rank | TAB | Horse/Jockey | Barrier | Top Speed [km/h] | Fastest Section | Margin | | | | Distance Travelled [m] | |
| 1 | 11 | LADY NIKSTER Michael Cahill | 9 | 66.9 1200m | 0:10.89 1200m | 0:12.16 [4] (0:12.16) | 1:21.10 | | | 0:35.75 | |
| 2 | 16 | DARE I SAY Dale Smith | 1 | 68.2 1200m | 0:10.78 1200m | 0:12.46 [2] (0:12.46) | 0.16L | | | 0:36.43 | +2 |
| 3 | 19 | FREYA'S MAGIC Darren Evans | 6 | 68.5 1200m | 0:10.73 1200m | 0:12.81 [1] (0:12.81) | 1.2L | | | 0:36.70 | +5 |
| 4 | 15 | GREEN MEADOWS Justin Huxtable | 2 | 67.5 1200m | 0:10.88 1200m | 0:12.58 [5] (0:12.58) | 3.34L | | | 0:36.51 | +0 |
| 4 | 1 | MALOTRU Micheal Hellyer | 8 | 68.3 1200m | 0:10.71 1200m | 0:12.92 [3] (0:12.92) | 3.34L | | | 0:37.10 | +1 |
| 6 | 9 | NAVILLUS HELLFIRE Hannah Richardson | 12 | 68.3 1200m | 0:10.90 1200m | 0:12.49 [7] (0:12.49) | 4.04L | | | 0:36.26 | +12 |
| 7 | 8 | LILICA EBET Jace McMurray | 3 | 67.1 1200m | 0:10.94 1200m | 0:12.65 [9] (0:12.65) | 5.3L | | | 0:36.57 | +8 |
| 8 | 17 | BARGARA BOUND Colleen Krahn | 5 | 68.7 1200m | 0:10.76 1200m | 0:12.74 [10] (0:12.74) | 5.8L | | | 0:37.12 | +2 |
| 9 | 7 | KELLISA Jai Williams | 13 | 69.3 1200m | 0:10.67 1200m | 0:12.91 [6] (0:12.91) | 6.46L | | | 0:37.39 | +7 |
| 10 | 2 | RUMBLING BOY Michael Murphy | 11 | 68.7 1200m | 0:10.72 1200m | 0:13.25 [8] (0:13.25) | 8.65L | | | 0:37.99 | +7 |

Scratched: Lady Lethan (#21), Red Suture (#5), Aratiri (#10), Podcast (#12), Ucelle (#14), Land Bank (#22), Shadow Cruiser (#3), Victory Flame (#6), Trust In A Gale (#20)



Ipswich QLD Professional
 Race 5: TAB Maiden Plate - 1350m
 21 December 2024 - 15:31



Track Rating: Good 4, Weather: Fine, Rail Position: +5m Entire

| Section | | | | 200m | | | | Last 600m | | |
|-------------|-----|--------------------|---------|----------------------|-----------------|--------------|--------|-----------|------------------------|----|
| Field Times | | | | 0:12.61 (0:12.61) | | | | 0:36.53 | | |
| Rank | TAB | Horse/Jockey | Barrier | Top Speed [km/h] | Fastest Section | Margin | | | Distance Travelled [m] | |
| 11 | 13 | SCOTTVILLE SCOOTER | 4 | 67.6 | 0:10.92 | 0:13.17 [12] | 10.4L | | 0:37.48 | +7 |
| | | Rob Thorburn | | 1200m | 1200m | (0:13.17) | | | | |
| 12 | 4 | OUR MISSILE | 10 | 68.4 | 0:10.76 | 0:13.71 [11] | 12.01L | | 0:38.16 | +6 |
| | | Anthony Allen | | 1200m | 1200m | (0:13.71) | | | | |
| 13 | 18 | SNIPPETY BOBBINS | 7 | 65.9 | 0:11.08 | 0:13.40 [13] | 13.05L | | 0:37.67 | +2 |
| | | Corey Sutherland | | 1000m | 1200m | (0:13.40) | | | | |

Scratched: Lady Lethan (#21), Red Suture (#5), Aratiri (#10), Podcast (#12), Ucelle (#14), Land Bank (#22), Shadow Cruiser (#3), Victory Flame (#6), Trust In A Gale (#20)



| | |
|--------------------------------|-----------------|
| Horse/Jockey Name | Lady Nikster |
| Final Rank | 1 |
| Fastest Section Time (Section) | 0:10.89 (1200m) |
| Top Speed [km/h] (Section) | 66.9 (1200m) |
| Race State | Finished |



Ipswich QLD Professional

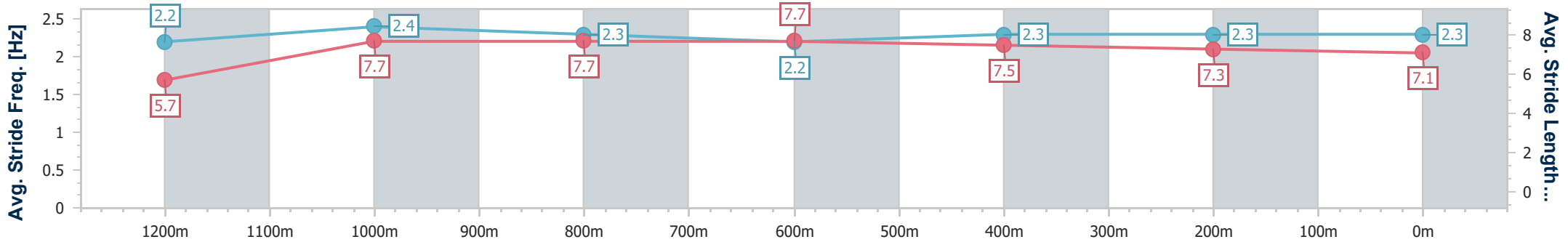
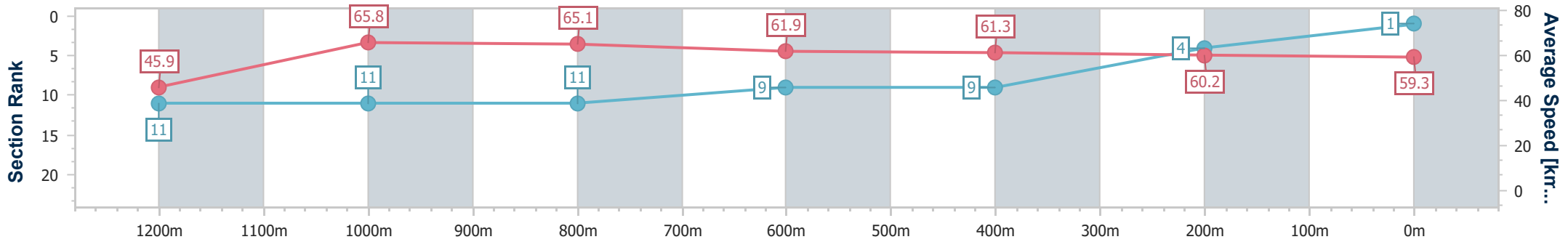
Race 5: TAB Maiden Plate - 1350m

21 December 2024 - 15:31



Track Rating: Good 4, Weather: Fine, Rail Position: +5m Entire

| Section | Overall | 1200m | 1000m | 800m | 600m | 400m | 200m |
|------------------------|--------------------------|---------------------------|---------------------------|---------------------------|--------------------------|--------------------------|--------------------------|
| Section Times | 1:21.10 [1] (0:11.79) | 1:09.31 [11] (0:10.89) | 0:58.42 [11] (0:11.10) | 0:47.32 [11] (0:11.57) | 0:35.75 [9] (0:11.67) | 0:24.08 [9] (0:11.92) | 0:12.16 [4] (0:12.16) |
| Average Speed [km/h] | 45.9 | 65.8 | 65.1 | 61.9 | 61.3 | 60.2 | 59.3 |
| Top Speed [km/h] | 63.6 | 66.9 | 66.3 | 63.9 | 62.2 | 62.4 | 61.3 |
| Avg. Dist. to Rail [m] | 4.9 | 0.9 | 0.2 | 1.3 | 1.3 | 0.8 | 3.3 |
| Avg. Stride Freq. [Hz] | 2.2 | 2.4 | 2.3 | 2.2 | 2.3 | 2.3 | 2.3 |
| Avg. Stride Length [m] | 5.7 | 7.7 | 7.7 | 7.7 | 7.5 | 7.3 | 7.1 |



- [] Ranking at each section and finish
- .-.- No data available at this section
- NA No data available



| | |
|--------------------------------|-----------------|
| Horse/Jockey Name | Dare I Say |
| Final Rank | 2 |
| Fastest Section Time (Section) | 0:10.78 (1200m) |
| Top Speed [km/h] (Section) | 68.2 (1200m) |
| Race State | Finished |



Ipswich QLD Professional

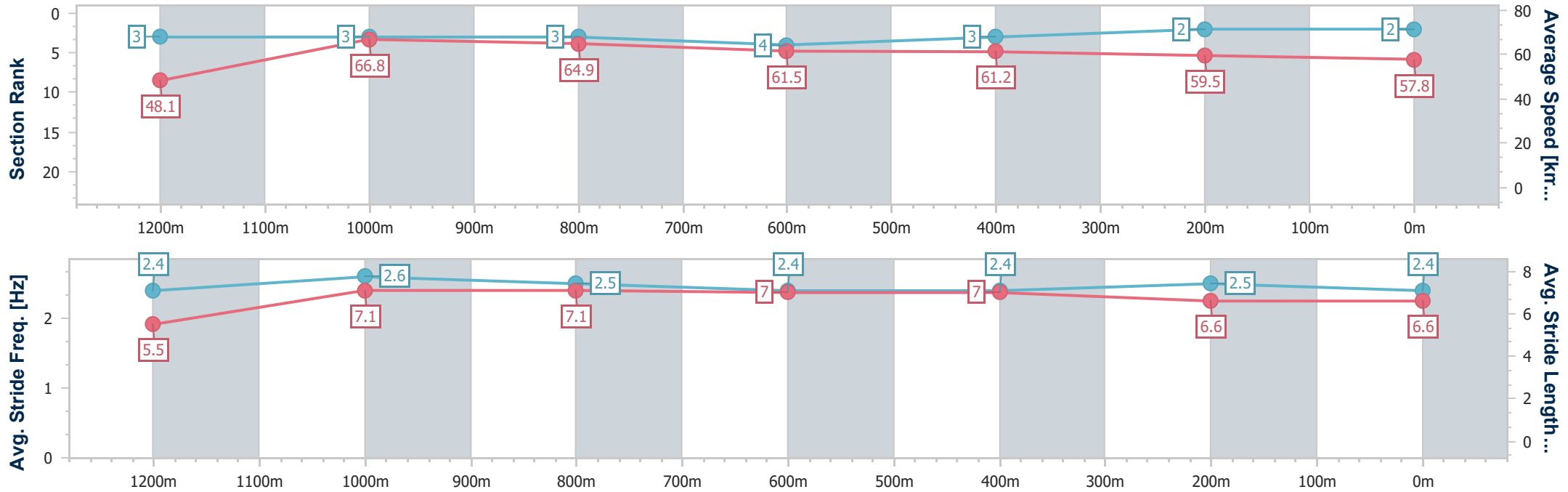
Race 5: TAB Maiden Plate - 1350m

21 December 2024 - 15:31



Track Rating: Good 4, Weather: Fine, Rail Position: +5m Entire

| Section | Overall | 1200m | 1000m | 800m | 600m | 400m | 200m |
|------------------------|--------------------------|--------------------------|--------------------------|--------------------------|--------------------------|--------------------------|--------------------------|
| Section Times | 1:21.13 [2] (0:11.22) | 1:09.91 [3] (0:10.78) | 0:59.13 [3] (0:11.05) | 0:48.08 [3] (0:11.65) | 0:36.43 [4] (0:11.76) | 0:24.67 [3] (0:12.21) | 0:12.46 [2] (0:12.46) |
| Average Speed [km/h] | 48.1 | 66.8 | 64.9 | 61.5 | 61.2 | 59.5 | 57.8 |
| Top Speed [km/h] | 64.6 | 68.2 | 66.8 | 62.6 | 62.2 | 62.2 | 59.0 |
| Avg. Dist. to Rail [m] | 0.9 | 0.9 | 0.9 | 0.9 | 1.0 | 3.3 | 2.1 |
| Avg. Stride Freq. [Hz] | 2.4 | 2.6 | 2.5 | 2.4 | 2.4 | 2.5 | 2.4 |
| Avg. Stride Length [m] | 5.5 | 7.1 | 7.1 | 7.0 | 7.0 | 6.6 | 6.6 |



- [] Ranking at each section and finish
- .-.- No data available at this section
- NA No data available



| | |
|--------------------------------|-----------------|
| Horse/Jockey Name | Freya's Magic |
| Final Rank | 3 |
| Fastest Section Time (Section) | 0:10.73 (1200m) |
| Top Speed [km/h] (Section) | 68.5 (1200m) |
| Race State | Finished |



Ipswich QLD Professional

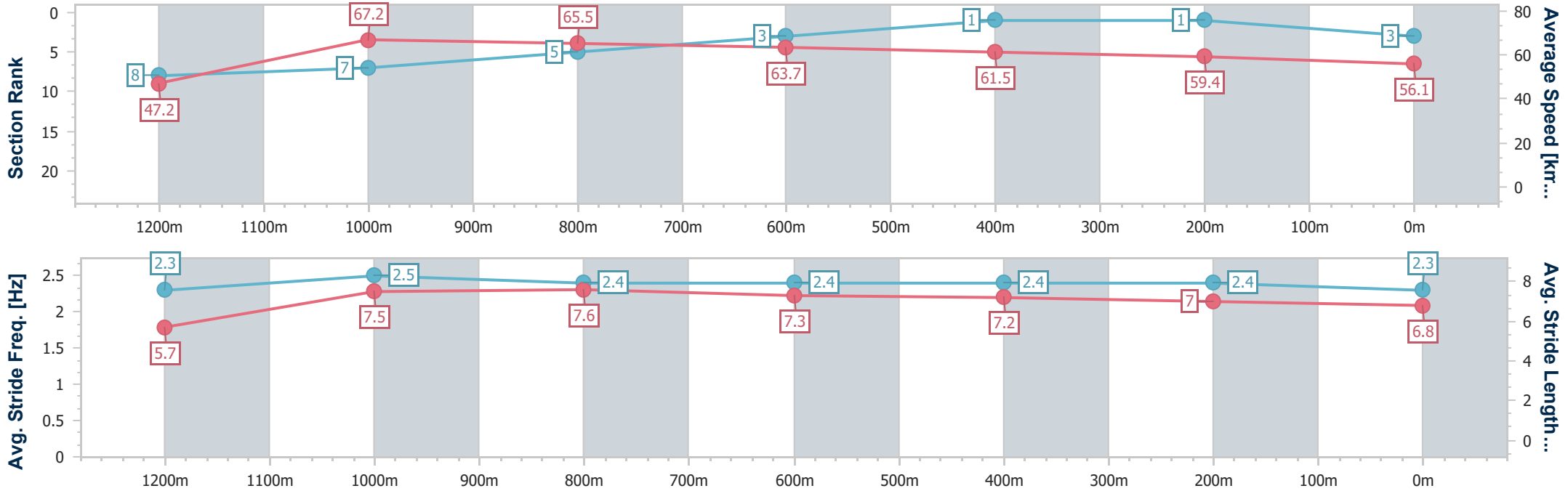
Race 5: TAB Maiden Plate - 1350m

21 December 2024 - 15:31



Track Rating: Good 4, Weather: Fine, Rail Position: +5m Entire

| Section | Overall | 1200m | 1000m | 800m | 600m | 400m | 200m |
|------------------------|--------------------------|--------------------------|--------------------------|--------------------------|--------------------------|--------------------------|--------------------------|
| Section Times | 1:21.30 [3] (0:11.48) | 1:09.82 [8] (0:10.73) | 0:59.09 [7] (0:11.03) | 0:48.06 [5] (0:11.36) | 0:36.70 [3] (0:11.71) | 0:24.99 [1] (0:12.18) | 0:12.81 [1] (0:12.81) |
| Average Speed [km/h] | 47.2 | 67.2 | 65.5 | 63.7 | 61.5 | 59.4 | 56.1 |
| Top Speed [km/h] | 65.8 | 68.5 | 66.9 | 65.4 | 63.1 | 61.1 | 57.8 |
| Avg. Dist. to Rail [m] | 3.5 | 2.6 | 1.3 | 1.0 | 0.9 | 1.7 | 4.1 |
| Avg. Stride Freq. [Hz] | 2.3 | 2.5 | 2.4 | 2.4 | 2.4 | 2.4 | 2.3 |
| Avg. Stride Length [m] | 5.7 | 7.5 | 7.6 | 7.3 | 7.2 | 7.0 | 6.8 |



- [] Ranking at each section and finish
- .-.- No data available at this section
- NA No data available



| | |
|--------------------------------|-----------------|
| Horse/Jockey Name | Green Meadows |
| Final Rank | 4 |
| Fastest Section Time (Section) | 0:10.88 (1200m) |
| Top Speed [km/h] (Section) | 67.5 (1200m) |
| Race State | Finished |



Ipswich QLD Professional

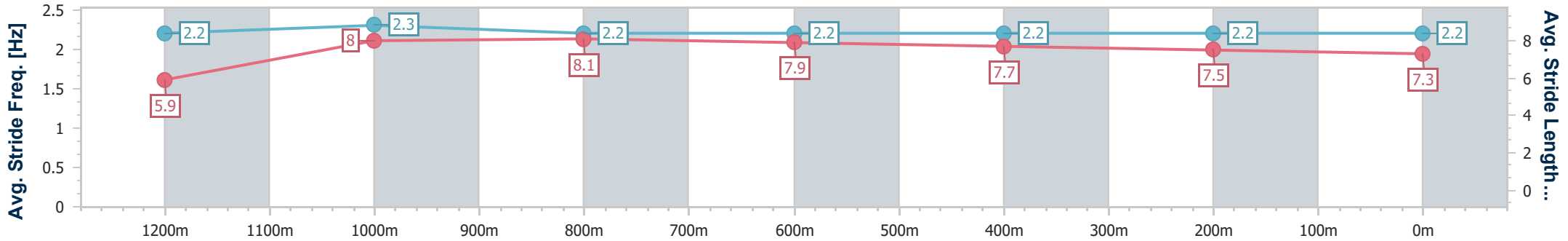
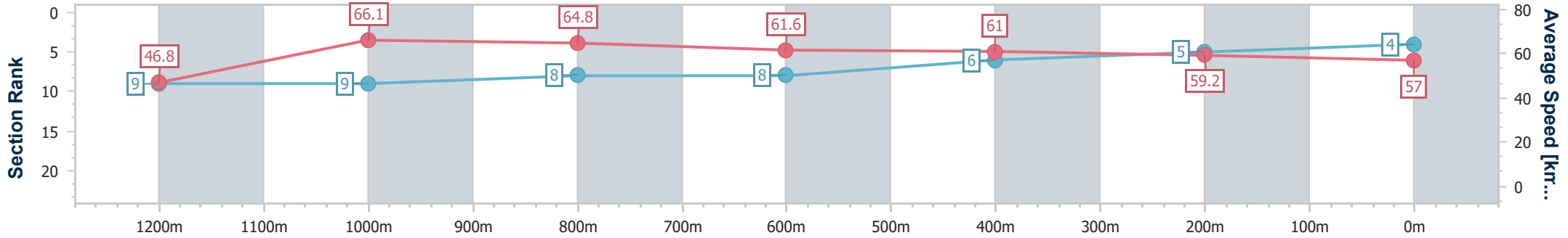
Race 5: TAB Maiden Plate - 1350m

21 December 2024 - 15:31



Track Rating: Good 4, Weather: Fine, Rail Position: +5m Entire

| Section | Overall | 1200m | 1000m | 800m | 600m | 400m | 200m |
|------------------------|--------------------------|--------------------------|--------------------------|--------------------------|--------------------------|--------------------------|--------------------------|
| Section Times | 1:21.67 [4] (0:11.51) | 1:10.16 [9] (0:10.88) | 0:59.28 [9] (0:11.11) | 0:48.17 [8] (0:11.66) | 0:36.51 [8] (0:11.74) | 0:24.77 [6] (0:12.19) | 0:12.58 [5] (0:12.58) |
| Average Speed [km/h] | 46.8 | 66.1 | 64.8 | 61.6 | 61.0 | 59.2 | 57.0 |
| Top Speed [km/h] | 64.7 | 67.5 | 66.3 | 63.6 | 62.2 | 60.2 | 59.2 |
| Avg. Dist. to Rail [m] | 0.7 | 0.4 | 0.6 | 1.0 | 1.0 | 1.5 | 5.6 |
| Avg. Stride Freq. [Hz] | 2.2 | 2.3 | 2.2 | 2.2 | 2.2 | 2.2 | 2.2 |
| Avg. Stride Length [m] | 5.9 | 8.0 | 8.1 | 7.9 | 7.7 | 7.5 | 7.3 |



- [] Ranking at each section and finish
- .-.- No data available at this section
- NA No data available



| | |
|--------------------------------|-----------------|
| Horse/Jockey Name | Malotru |
| Final Rank | 4 |
| Fastest Section Time (Section) | 0:10.71 (1200m) |
| Top Speed [km/h] (Section) | 68.3 (1200m) |
| Race State | Finished |



Ipswich QLD Professional

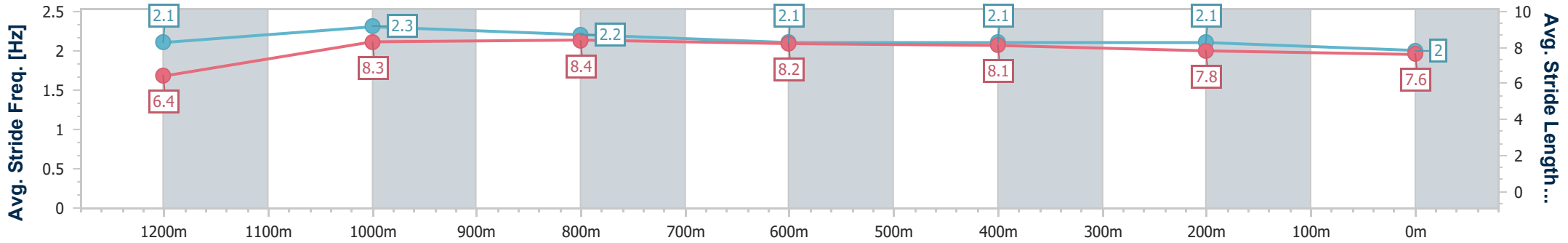
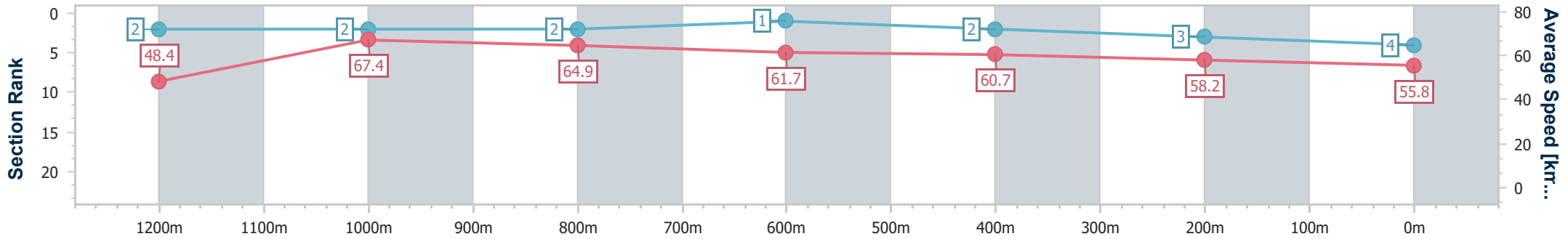
Race 5: TAB Maiden Plate - 1350m

21 December 2024 - 15:31



Track Rating: Good 4, Weather: Fine, Rail Position: +5m Entire

| Section | Overall | 1200m | 1000m | 800m | 600m | 400m | 200m |
|------------------------|--------------------------|--------------------------|--------------------------|--------------------------|--------------------------|--------------------------|--------------------------|
| Section Times | 1:21.67 [4] (0:11.21) | 1:10.46 [2] (0:10.71) | 0:59.75 [2] (0:11.01) | 0:48.74 [2] (0:11.64) | 0:37.10 [1] (0:11.80) | 0:25.30 [2] (0:12.38) | 0:12.92 [3] (0:12.92) |
| Average Speed [km/h] | 48.4 | 67.4 | 64.9 | 61.7 | 60.7 | 58.2 | 55.8 |
| Top Speed [km/h] | 65.5 | 68.3 | 67.6 | 62.7 | 62.3 | 59.7 | 57.5 |
| Avg. Dist. to Rail [m] | 4.0 | 1.1 | 0.7 | 1.1 | 0.7 | 0.4 | 0.8 |
| Avg. Stride Freq. [Hz] | 2.1 | 2.3 | 2.2 | 2.1 | 2.1 | 2.1 | 2.0 |
| Avg. Stride Length [m] | 6.4 | 8.3 | 8.4 | 8.2 | 8.1 | 7.8 | 7.6 |



- [] Ranking at each section and finish
- .-.- No data available at this section
- NA No data available



| | |
|--------------------------------|-------------------|
| Horse/Jockey Name | Navillus Hellfire |
| Final Rank | 6 |
| Fastest Section Time (Section) | 0:10.90 (1200m) |
| Top Speed [km/h] (Section) | 68.3 (1200m) |
| Race State | Finished |



Ipswich QLD Professional

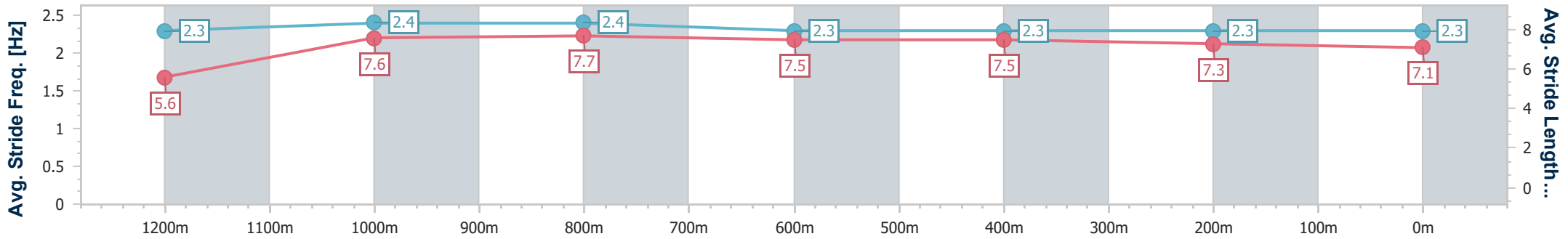
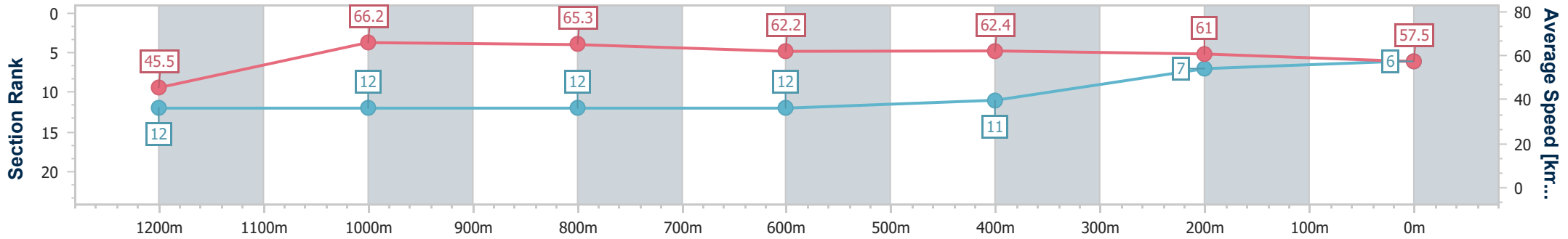
Race 5: TAB Maiden Plate - 1350m

21 December 2024 - 15:31



Track Rating: Good 4, Weather: Fine, Rail Position: +5m Entire

| Section | Overall | 1200m | 1000m | 800m | 600m | 400m | 200m |
|------------------------|--------------------------|---------------------------|---------------------------|---------------------------|---------------------------|---------------------------|--------------------------|
| Section Times | 1:21.79 [6] (0:11.90) | 1:09.89 [12] (0:10.90) | 0:58.99 [12] (0:11.08) | 0:47.91 [12] (0:11.65) | 0:36.26 [12] (0:11.69) | 0:24.57 [11] (0:12.08) | 0:12.49 [7] (0:12.49) |
| Average Speed [km/h] | 45.5 | 66.2 | 65.3 | 62.2 | 62.4 | 61.0 | 57.5 |
| Top Speed [km/h] | 63.1 | 68.3 | 67.3 | 63.5 | 64.2 | 62.4 | 59.9 |
| Avg. Dist. to Rail [m] | 6.4 | 2.5 | 1.6 | 1.9 | 2.9 | 6.4 | 8.9 |
| Avg. Stride Freq. [Hz] | 2.3 | 2.4 | 2.4 | 2.3 | 2.3 | 2.3 | 2.3 |
| Avg. Stride Length [m] | 5.6 | 7.6 | 7.7 | 7.5 | 7.5 | 7.3 | 7.1 |



- [] Ranking at each section and finish
- .-.- No data available at this section
- NA No data available



| | |
|--------------------------------|-----------------|
| Horse/Jockey Name | Lilica Ebet |
| Final Rank | 7 |
| Fastest Section Time (Section) | 0:10.94 (1200m) |
| Top Speed [km/h] (Section) | 67.1 (1200m) |
| Race State | Finished |



Ipswich QLD Professional

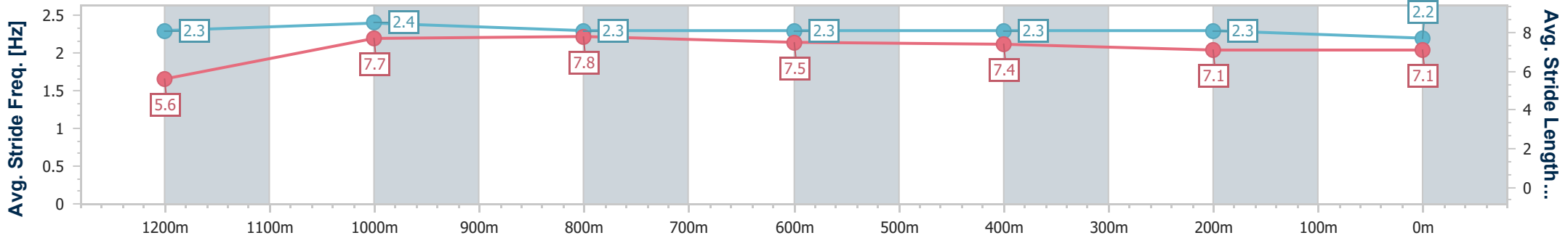
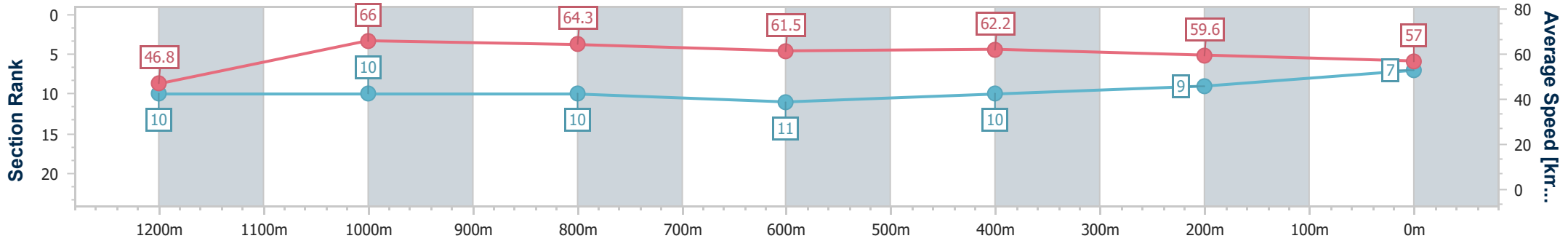
Race 5: TAB Maiden Plate - 1350m

21 December 2024 - 15:31



Track Rating: Good 4, Weather: Fine, Rail Position: +5m Entire

| Section | Overall | 1200m | 1000m | 800m | 600m | 400m | 200m |
|------------------------|--------------------------|---------------------------|---------------------------|---------------------------|---------------------------|---------------------------|--------------------------|
| Section Times | 1:22.00 [7] (0:11.54) | 1:10.46 [10] (0:10.94) | 0:59.52 [10] (0:11.24) | 0:48.28 [10] (0:11.71) | 0:36.57 [11] (0:11.72) | 0:24.85 [10] (0:12.20) | 0:12.65 [9] (0:12.65) |
| Average Speed [km/h] | 46.8 | 66.0 | 64.3 | 61.5 | 62.2 | 59.6 | 57.0 |
| Top Speed [km/h] | 64.3 | 67.1 | 66.0 | 62.7 | 63.9 | 61.2 | 59.6 |
| Avg. Dist. to Rail [m] | 1.2 | 1.0 | 0.9 | 1.1 | 2.3 | 4.7 | 6.4 |
| Avg. Stride Freq. [Hz] | 2.3 | 2.4 | 2.3 | 2.3 | 2.3 | 2.3 | 2.2 |
| Avg. Stride Length [m] | 5.6 | 7.7 | 7.8 | 7.5 | 7.4 | 7.1 | 7.1 |



- [] Ranking at each section and finish
- .-.- No data available at this section
- NA No data available



| | |
|--------------------------------|-----------------|
| Horse/Jockey Name | Bargara Bound |
| Final Rank | 8 |
| Fastest Section Time (Section) | 0:10.76 (1200m) |
| Top Speed [km/h] (Section) | 68.7 (1200m) |
| Race State | Finished |



Ipswich QLD Professional

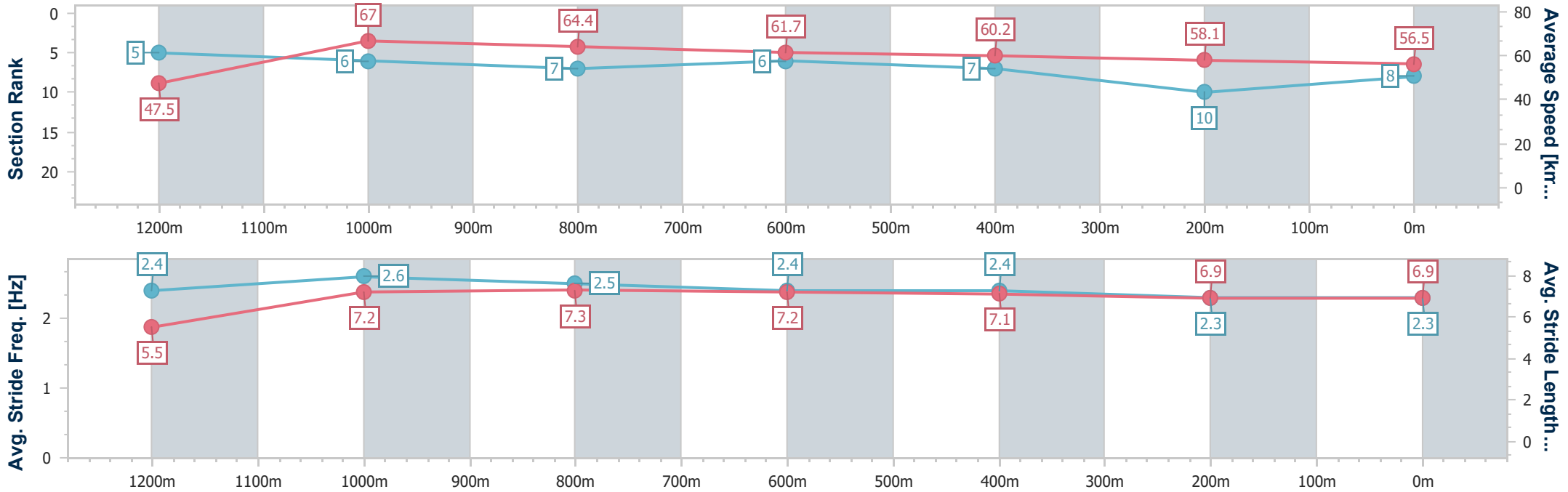
Race 5: TAB Maiden Plate - 1350m

21 December 2024 - 15:31



Track Rating: Good 4, Weather: Fine, Rail Position: +5m Entire

| Section | Overall | 1200m | 1000m | 800m | 600m | 400m | 200m |
|------------------------|--------------------------|--------------------------|--------------------------|--------------------------|--------------------------|--------------------------|---------------------------|
| Section Times | 1:22.09 [8] (0:11.37) | 1:10.72 [5] (0:10.76) | 0:59.96 [6] (0:11.17) | 0:48.79 [7] (0:11.67) | 0:37.12 [6] (0:11.94) | 0:25.18 [7] (0:12.44) | 0:12.74 [10] (0:12.74) |
| Average Speed [km/h] | 47.5 | 67.0 | 64.4 | 61.7 | 60.2 | 58.1 | 56.5 |
| Top Speed [km/h] | 65.7 | 68.7 | 66.5 | 63.4 | 62.1 | 60.6 | 57.3 |
| Avg. Dist. to Rail [m] | 2.1 | 0.4 | 0.4 | 0.7 | 0.6 | 1.2 | 2.0 |
| Avg. Stride Freq. [Hz] | 2.4 | 2.6 | 2.5 | 2.4 | 2.4 | 2.3 | 2.3 |
| Avg. Stride Length [m] | 5.5 | 7.2 | 7.3 | 7.2 | 7.1 | 6.9 | 6.9 |



- [] Ranking at each section and finish
- .-.- No data available at this section
- NA No data available



| | |
|--------------------------------|-----------------|
| Horse/Jockey Name | Kellisa |
| Final Rank | 9 |
| Fastest Section Time (Section) | 0:10.67 (1200m) |
| Top Speed [km/h] (Section) | 69.3 (1200m) |
| Race State | Finished |



Ipswich QLD Professional

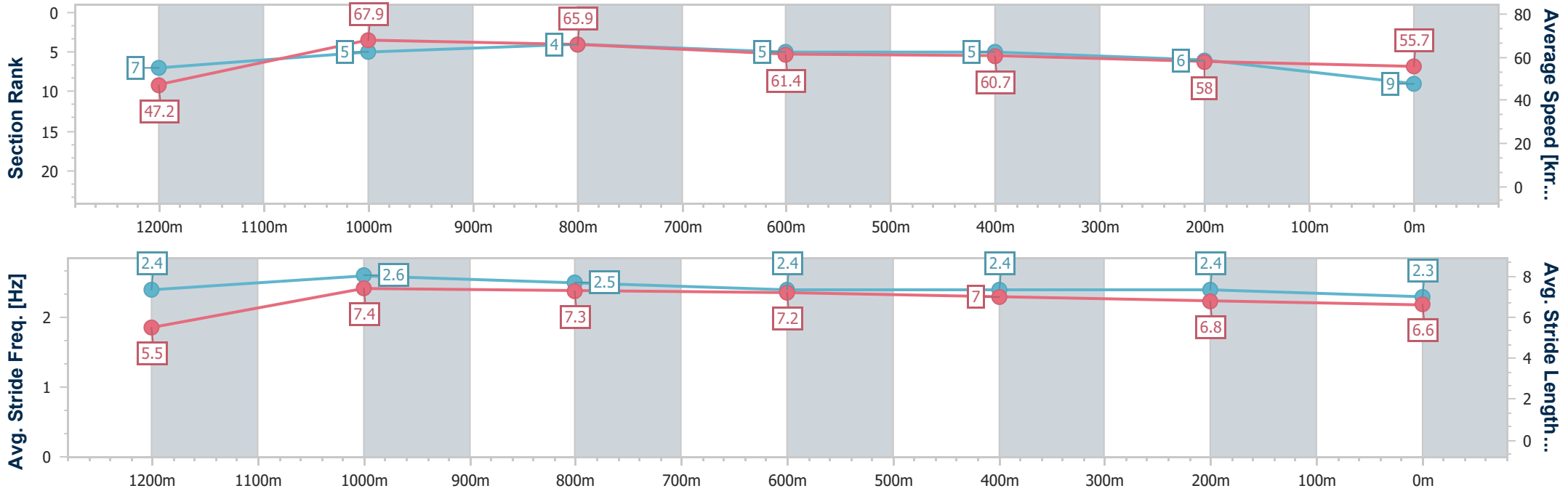
Race 5: TAB Maiden Plate - 1350m

21 December 2024 - 15:31



Track Rating: Good 4, Weather: Fine, Rail Position: +5m Entire

| Section | Overall | 1200m | 1000m | 800m | 600m | 400m | 200m |
|------------------------|--------------------------|--------------------------|--------------------------|--------------------------|--------------------------|--------------------------|--------------------------|
| Section Times | 1:22.20 [9] (0:11.43) | 1:10.77 [7] (0:10.67) | 1:00.10 [5] (0:10.97) | 0:49.13 [4] (0:11.74) | 0:37.39 [5] (0:11.90) | 0:25.49 [5] (0:12.58) | 0:12.91 [6] (0:12.91) |
| Average Speed [km/h] | 47.2 | 67.9 | 65.9 | 61.4 | 60.7 | 58.0 | 55.7 |
| Top Speed [km/h] | 65.7 | 69.3 | 67.3 | 63.0 | 62.3 | 59.6 | 57.8 |
| Avg. Dist. to Rail [m] | 8.3 | 4.3 | 2.1 | 0.4 | 0.6 | 3.7 | 4.2 |
| Avg. Stride Freq. [Hz] | 2.4 | 2.6 | 2.5 | 2.4 | 2.4 | 2.4 | 2.3 |
| Avg. Stride Length [m] | 5.5 | 7.4 | 7.3 | 7.2 | 7.0 | 6.8 | 6.6 |



- [] Ranking at each section and finish
- .-.- No data available at this section
- NA No data available



| | |
|--------------------------------|-----------------|
| Horse/Jockey Name | Rumbling Boy |
| Final Rank | 10 |
| Fastest Section Time (Section) | 0:10.72 (1200m) |
| Top Speed [km/h] (Section) | 68.7 (1200m) |
| Race State | Finished |



Ipswich QLD Professional

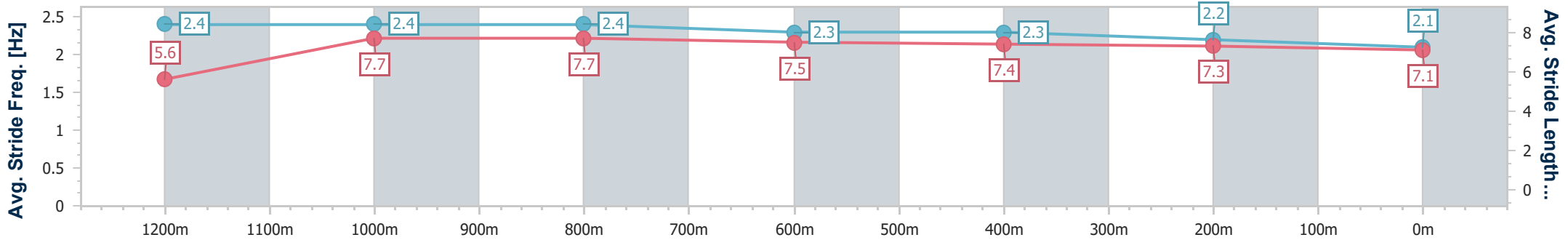
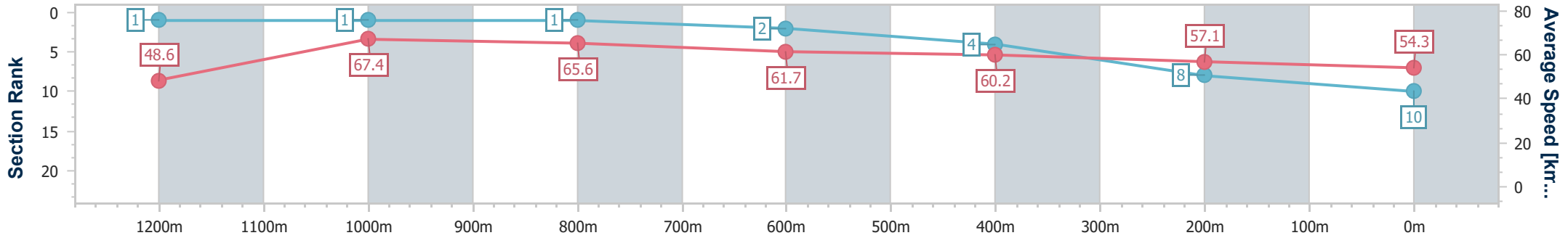
Race 5: TAB Maiden Plate - 1350m

21 December 2024 - 15:31



Track Rating: Good 4, Weather: Fine, Rail Position: +5m Entire

| Section | Overall | 1200m | 1000m | 800m | 600m | 400m | 200m |
|------------------------|---------------------------|--------------------------|--------------------------|--------------------------|--------------------------|--------------------------|--------------------------|
| Section Times | 1:22.57 [10] (0:11.16) | 1:11.41 [1] (0:10.72) | 1:00.69 [1] (0:10.99) | 0:49.70 [1] (0:11.71) | 0:37.99 [2] (0:12.03) | 0:25.96 [4] (0:12.71) | 0:13.25 [8] (0:13.25) |
| Average Speed [km/h] | 48.6 | 67.4 | 65.6 | 61.7 | 60.2 | 57.1 | 54.3 |
| Top Speed [km/h] | 65.6 | 68.7 | 67.5 | 63.3 | 61.8 | 58.8 | 57.0 |
| Avg. Dist. to Rail [m] | 7.0 | 3.5 | 2.0 | 1.0 | 0.8 | 2.5 | 2.8 |
| Avg. Stride Freq. [Hz] | 2.4 | 2.4 | 2.4 | 2.3 | 2.3 | 2.2 | 2.1 |
| Avg. Stride Length [m] | 5.6 | 7.7 | 7.7 | 7.5 | 7.4 | 7.3 | 7.1 |



- [] Ranking at each section and finish
- .-.- No data available at this section
- NA No data available



| | |
|--------------------------------|--------------------|
| Horse/Jockey Name | Scottville Scooter |
| Final Rank | 11 |
| Fastest Section Time (Section) | 0:10.92 (1200m) |
| Top Speed [km/h] (Section) | 67.6 (1200m) |
| Race State | Finished |



Ipswich QLD Professional

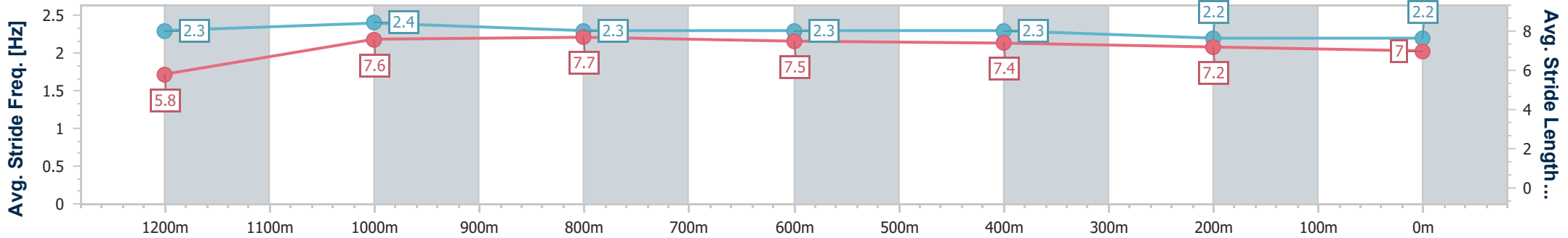
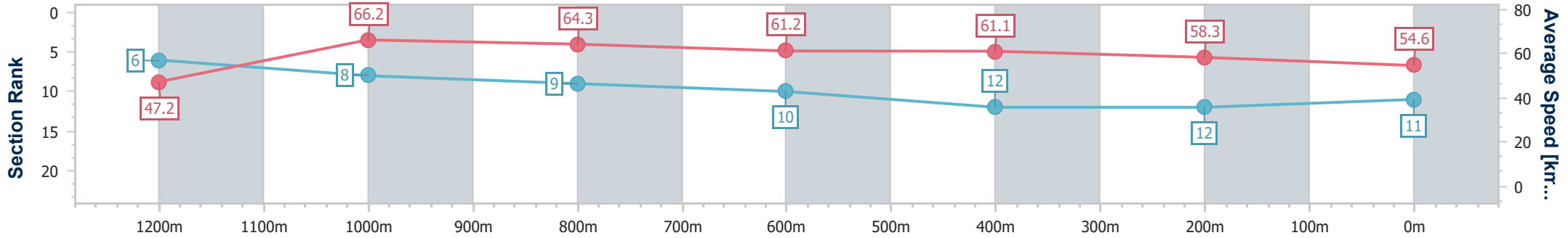
Race 5: TAB Maiden Plate - 1350m

21 December 2024 - 15:31



Track Rating: Good 4, Weather: Fine, Rail Position: +5m Entire

| Section | Overall | 1200m | 1000m | 800m | 600m | 400m | 200m |
|------------------------|---------------------------|--------------------------|--------------------------|--------------------------|---------------------------|---------------------------|---------------------------|
| Section Times | 1:22.87 [11] (0:11.43) | 1:11.44 [6] (0:10.92) | 1:00.52 [8] (0:11.25) | 0:49.27 [9] (0:11.79) | 0:37.48 [10] (0:11.87) | 0:25.61 [12] (0:12.44) | 0:13.17 [12] (0:13.17) |
| Average Speed [km/h] | 47.2 | 66.2 | 64.3 | 61.2 | 61.1 | 58.3 | 54.6 |
| Top Speed [km/h] | 66.0 | 67.6 | 66.3 | 62.4 | 62.7 | 60.1 | 58.2 |
| Avg. Dist. to Rail [m] | 2.9 | 2.3 | 1.6 | 0.8 | 1.8 | 2.2 | 2.2 |
| Avg. Stride Freq. [Hz] | 2.3 | 2.4 | 2.3 | 2.3 | 2.3 | 2.2 | 2.2 |
| Avg. Stride Length [m] | 5.8 | 7.6 | 7.7 | 7.5 | 7.4 | 7.2 | 7.0 |



- [] Ranking at each section and finish
- .-.- No data available at this section
- NA No data available



| | |
|--------------------------------|-----------------|
| Horse/Jockey Name | Our Missile |
| Final Rank | 12 |
| Fastest Section Time (Section) | 0:10.76 (1200m) |
| Top Speed [km/h] (Section) | 68.4 (1200m) |
| Race State | Finished |



Ipswich QLD Professional

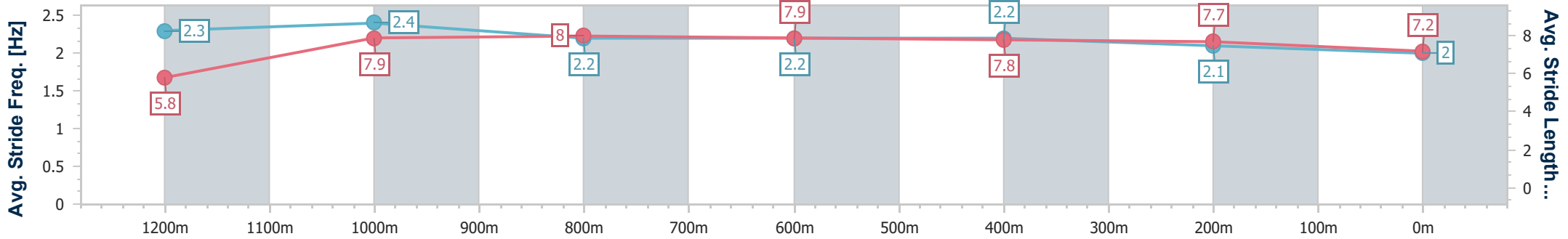
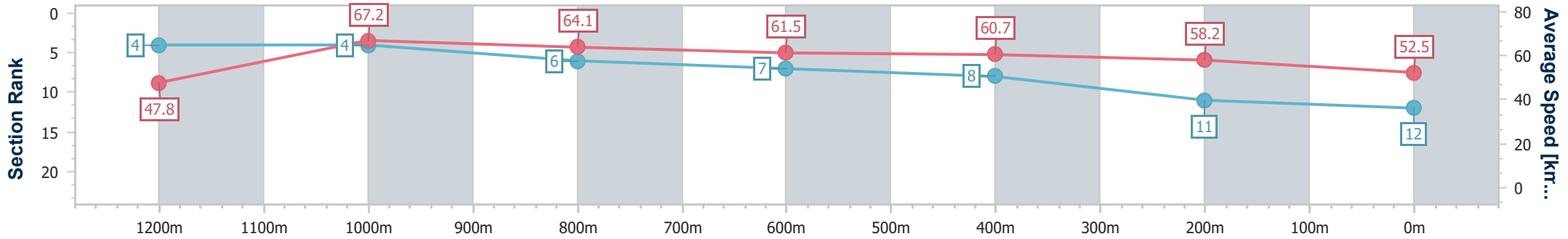
Race 5: TAB Maiden Plate - 1350m

21 December 2024 - 15:31



Track Rating: Good 4, Weather: Fine, Rail Position: +5m Entire

| Section | Overall | 1200m | 1000m | 800m | 600m | 400m | 200m |
|------------------------|---------------------------|--------------------------|--------------------------|--------------------------|--------------------------|--------------------------|---------------------------|
| Section Times | 1:23.14 [12] (0:11.29) | 1:11.85 [4] (0:10.76) | 1:01.09 [4] (0:11.22) | 0:49.87 [6] (0:11.71) | 0:38.16 [7] (0:11.95) | 0:26.21 [8] (0:12.50) | 0:13.71 [11] (0:13.71) |
| Average Speed [km/h] | 47.8 | 67.2 | 64.1 | 61.5 | 60.7 | 58.2 | 52.5 |
| Top Speed [km/h] | 67.8 | 68.4 | 66.6 | 63.1 | 61.6 | 59.9 | 56.5 |
| Avg. Dist. to Rail [m] | 5.8 | 2.4 | 0.6 | 0.3 | 1.2 | 4.0 | 5.6 |
| Avg. Stride Freq. [Hz] | 2.3 | 2.4 | 2.2 | 2.2 | 2.2 | 2.1 | 2.0 |
| Avg. Stride Length [m] | 5.8 | 7.9 | 8.0 | 7.9 | 7.8 | 7.7 | 7.2 |



- [] Ranking at each section and finish
- .-.- No data available at this section
- NA No data available



| | |
|--------------------------------|-----------------|
| Horse/Jockey Name | Snippet Bobbins |
| Final Rank | 13 |
| Fastest Section Time (Section) | 0:11.08 (1200m) |
| Top Speed [km/h] (Section) | 65.9 (1000m) |
| Race State | Finished |



Ipswich QLD Professional

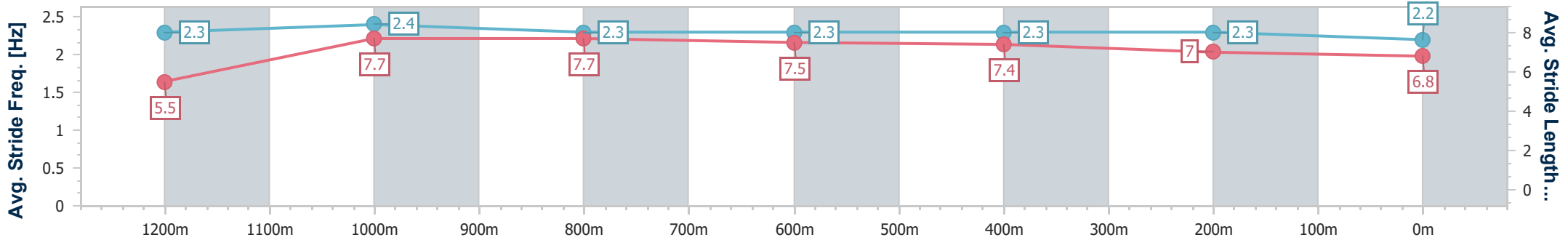
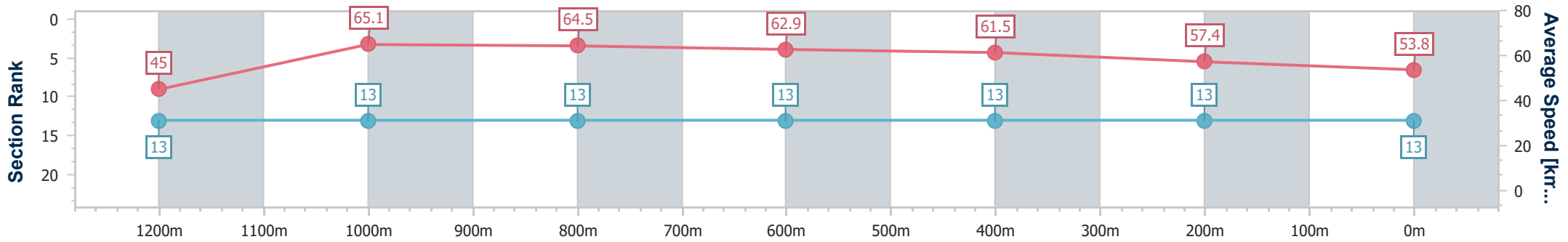
Race 5: TAB Maiden Plate - 1350m

21 December 2024 - 15:31



Track Rating: Good 4, Weather: Fine, Rail Position: +5m Entire

| Section | Overall | 1200m | 1000m | 800m | 600m | 400m | 200m |
|------------------------|---------------------------|---------------------------|---------------------------|---------------------------|---------------------------|---------------------------|---------------------------|
| Section Times | 1:23.32 [13] (0:12.05) | 1:11.27 [13] (0:11.08) | 1:00.19 [13] (0:11.12) | 0:49.07 [13] (0:11.40) | 0:37.67 [13] (0:11.71) | 0:25.96 [13] (0:12.56) | 0:13.40 [13] (0:13.40) |
| Average Speed [km/h] | 45.0 | 65.1 | 64.5 | 62.9 | 61.5 | 57.4 | 53.8 |
| Top Speed [km/h] | 62.6 | 65.8 | 65.9 | 64.2 | 62.7 | 59.2 | 56.7 |
| Avg. Dist. to Rail [m] | 3.4 | 0.5 | 0.4 | 0.8 | 0.4 | 0.7 | 1.2 |
| Avg. Stride Freq. [Hz] | 2.3 | 2.4 | 2.3 | 2.3 | 2.3 | 2.3 | 2.2 |
| Avg. Stride Length [m] | 5.5 | 7.7 | 7.7 | 7.5 | 7.4 | 7.0 | 6.8 |



- [] Ranking at each section and finish
- .-.- No data available at this section
- NA No data available