



Toowoomba QLD Professional

Race 2: PLATINUM GLASS & SECURITY BENCHMARK 70 Handicap - 1890m

21 December 2024 - 17:04



Track Rating: Good 4, Weather: Fine, Rail Position: +3m Entire

Section		Overall	1600m	1400m	1200m	1000m	800m	600m	Last 600m				
Field Times		1:57.74 (0:21.03)	1:36.71 (0:10.55)	1:26.16 (0:11.34)	1:14.82 (0:11.65)	1:03.17 (0:12.26)	0:50.91 (0:12.31)	0:38.60 (0:12.75)	0:38.60				
Rank	TAB Horse/Jockey	Barrier	Top Speed [km/h]	Fastest Section									Distance Travelled [m]
1	2 LUCKY EXCHANGE Les Tilley	4	70.0 1600m	0:10.65 1600m	1:57.74 [1] (0:22.83)	1:34.91 [9] (0:10.65)	1:24.26 [8] (0:11.09)	1:13.17 [8] (0:11.62)	1:01.55 [8] (0:12.42)	0:49.13 [8] (0:12.10)	0:37.03 [9] (0:12.32)	0:37.03	
2	1 TUHINGA Georgina Cartwright	5	70.4 1600m	0:10.45 1600m	1:57.91 [2] (0:21.52)	1:36.39 [4] (0:10.45)	1:25.94 [4] (0:11.20)	1:14.74 [3] (0:11.89)	1:02.85 [4] (0:12.30)	0:50.55 [4] (0:12.04)	0:38.51 [3] (0:12.49)	0:38.51	-6
3	6 WOWIT'S WILLYWONKA Chelsea Baker	9	71.5 Overall	0:10.58 1600m	1:58.69 [3] (0:21.16)	1:37.53 [3] (0:10.58)	1:26.95 [2] (0:11.30)	1:15.65 [2] (0:11.66)	1:03.99 [2] (0:12.32)	0:51.67 [2] (0:12.35)	0:39.32 [2] (0:12.91)	0:39.32	-3
4	10 TRAUTMAN Nozi Tomizawa	6	67.5 1600m	0:10.92 1600m	1:58.75 [4] (0:23.07)	1:35.68 [10] (0:10.92)	1:24.76 [10] (0:11.19)	1:13.57 [10] (0:11.44)	1:02.13 [10] (0:12.32)	0:49.81 [10] (0:11.98)	0:37.83 [10] (0:12.36)	0:37.83	-7
5	3 CAPITAN DE SEDA Dylan Bennett	7	66.5 1400m	0:11.13 1600m	1:58.85 [5] (0:23.51)	1:35.34 [11] (0:11.13)	1:24.21 [11] (0:11.18)	1:13.03 [11] (0:11.37)	1:01.66 [11] (0:11.92)	0:49.74 [11] (0:12.05)	0:37.69 [11] (0:12.35)	0:37.69	-3
6	9 MARTEDI Karl Zechner	3	68.3 1600m	0:10.79 1600m	1:59.24 [6] (0:22.40)	1:36.84 [7] (0:10.79)	1:26.05 [7] (0:11.36)	1:14.69 [7] (0:11.58)	1:03.11 [7] (0:12.12)	0:50.99 [5] (0:11.94)	0:39.05 [5] (0:12.43)	0:39.05	+7
7	5 CALM SEEKER Olivia Kendal	8	71.0 1600m	0:10.52 1600m	1:59.45 [7] (0:21.06)	1:38.39 [2] (0:10.52)	1:27.87 [1] (0:11.34)	1:16.53 [1] (0:11.65)	1:04.88 [1] (0:12.26)	0:52.62 [1] (0:12.31)	0:40.31 [1] (0:12.80)	0:40.31	-10
8	4 KNEZE Paul Hamblin	1	67.4 1600m	0:10.87 1600m	1:59.73 [8] (0:22.11)	1:37.62 [5] (0:10.87)	1:26.75 [5] (0:11.36)	1:15.39 [6] (0:11.62)	1:03.77 [5] (0:12.36)	0:51.41 [6] (0:12.11)	0:39.30 [6] (0:12.64)	0:39.30	-7
9	11 DEL CAMPO Kenji Yoshida	2	68.0 1600m	0:10.86 1600m	2:00.08 [9] (0:22.16)	1:37.92 [6] (0:10.86)	1:27.06 [6] (0:11.31)	1:15.75 [5] (0:11.66)	1:04.09 [6] (0:12.38)	0:51.71 [7] (0:12.21)	0:39.50 [7] (0:12.80)	0:39.50	+0
10	7 ADELAD Luke Dempsey	10	67.9 1400m	0:10.97 1600m	2:00.70 [10] (0:22.52)	1:38.18 [8] (0:10.97)	1:27.21 [9] (0:11.33)	1:15.88 [9] (0:11.61)	1:04.27 [9] (0:12.19)	0:52.08 [9] (0:12.05)	0:40.03 [8] (0:12.94)	0:40.03	+8

Scratched: Good Life Diva (#12)

Report Created: Sat 21 December 2024 17:28 GMT (Note: Timing is based on position data)

Page 1/15

[] Ranking at each section and finish
 -:-:- No data available at this section
 NA No data available

SCN Saddle cloth number
 DNF Did not finish
 DNT Did not track

data processed by TRIPLESDATA



Toowoomba QLD Professional
Race 2: PLATINUM GLASS & SECURITY BENCHMARK 70 Handicap - 1890m
 21 December 2024 - 17:04



Track Rating: Good 4, Weather: Fine, Rail Position: +3m Entire

Section	Overall	1600m	1400m	1200m	1000m	800m	600m	Last 600m
Field Times	1:57.74 (0:21.03)	1:36.71 (0:10.55)	1:26.16 (0:11.34)	1:14.82 (0:11.65)	1:03.17 (0:12.26)	0:50.91 (0:12.31)	0:38.60 (0:12.75)	0:38.60

Rank	TAB	Horse/Jockey	Barrier	Top Speed [km/h]	Fastest Section	Overall	1600m	1400m	1200m	1000m	800m	600m	Last 600m	Distance Travelled [m]
11	8	SHADYVALE STORM	11	70.7	0:10.72	2:02.64 [11]	1:41.61 [1]	1:30.89 [3]	1:19.37 [4]	1:07.58 [3]	0:55.30 [3]	0:42.48 [4]	0:42.48	+2
		Madeleine Wishart		1600m	1600m	(0:21.03)	(0:10.72)	(0:11.52)	(0:11.79)	(0:12.28)	(0:12.82)	(0:13.06)		

Scratched: Good Life Diva (#12)



Toowoomba QLD Professional

Race 2: PLATINUM GLASS & SECURITY BENCHMARK 70 Handicap - 1890m

21 December 2024 - 17:04



Track Rating: Good 4, Weather: Fine, Rail Position: +3m Entire

Section				400m	200m			Last 600m			
Field Times				0:25.85 (0:12.82)	0:13.03 (0:13.03)			0:38.60			
Rank	TAB	Horse/Jockey	Barrier	Top Speed [km/h]	Fastest Section	Margin				Distance Travelled [m]	
1	2	LUCKY EXCHANGE Les Tilley	4	70.0 1600m	0:10.65 1600m	0:24.71 [5] (0:12.19)	0:12.52 [2] (0:12.52)	1:57.74		0:37.03	
2	1	TUHINGA Georgina Cartwright	5	70.4 1600m	0:10.45 1600m	0:26.02 [1] (0:12.82)	0:13.20 [1] (0:13.20)	0.8L		0:38.51	-6
3	6	WOWIT'S WILLYWONKA Chelsea Baker	9	71.5 Overall	0:10.58 1600m	0:26.41 [3] (0:13.37)	0:13.04 [4] (0:13.04)	5.3L		0:39.32	-3
4	10	TRAUTMAN Nozi Tomizawa	6	67.5 1600m	0:10.92 1600m	0:25.47 [8] (0:12.81)	0:12.66 [6] (0:12.66)	5.5L		0:37.83	-7
5	3	CAPITAN DE SEDA Dylan Bennett	7	66.5 1400m	0:11.13 1600m	0:25.34 [10] (0:12.67)	0:12.67 [7] (0:12.67)	6L		0:37.69	-3
6	9	MARTEDI Karl Zechner	3	68.3 1600m	0:10.79 1600m	0:26.62 [4] (0:13.27)	0:13.35 [5] (0:13.35)	8.3L		0:39.05	+7
7	5	CALM SEEKER Olivia Kendal	8	71.0 1600m	0:10.52 1600m	0:27.51 [2] (0:13.40)	0:14.11 [3] (0:14.11)	9.6L		0:40.31	-10
8	4	KNEZE Paul Hamblin	1	67.4 1600m	0:10.87 1600m	0:26.66 [6] (0:13.22)	0:13.44 [8] (0:13.44)	11.1L		0:39.30	-7
9	11	DEL CAMPO Kenji Yoshida	2	68.0 1600m	0:10.86 1600m	0:26.70 [9] (0:13.14)	0:13.56 [9] (0:13.56)	13.1L		0:39.50	+0
10	7	ADELAD Luke Dempsey	10	67.9 1400m	0:10.97 1600m	0:27.09 [11] (0:13.45)	0:13.64 [11] (0:13.64)	16.6L		0:40.03	+8

Scratched: Good Life Diva (#12)

Report Created: Sat 21 December 2024 17:28 GMT (Note: Timing is based on position data)

Page 3/15

[] Ranking at each section and finish
 :---: No data available at this section
 NA No data available

SCN Saddle cloth number
 DNF Did not finish
 DNT Did not track

data processed by TRIPLESDATA



Toowoomba QLD Professional
Race 2: PLATINUM GLASS & SECURITY BENCHMARK 70 Handicap - 1890m
21 December 2024 - 17:04



Track Rating: Good 4, Weather: Fine, Rail Position: +3m Entire

Section		400m	200m			Last 600m			
Field Times		0:25.85 (0:12.82)	0:13.03 (0:13.03)			0:38.60			
Rank	TAB Horse/Jockey	Barrier	Top Speed [km/h]	Fastest Section	Margin	Distance Travelled [m]			
11	8 SHADYVALE STORM	11	70.7	0:10.72	0:29.42 [7]	0:15.60 [10]	27.9L	0:42.48	+2
	Madeleine Wishart		1600m	1600m	(0:13.82)	(0:15.60)			

Scratched: Good Life Diva (#12)

[] Ranking at each section and finish
 -:-:- No data available at this section
 NA No data available

SCN Saddle cloth number
 DNF Did not finish
 DNT Did not track



Horse/Jockey Name	Lucky Exchange
Final Rank	1
Fastest Section Time (Section)	0:10.65 (1600m)
Top Speed [km/h] (Section)	70.0 (1600m)
Race State	Finished



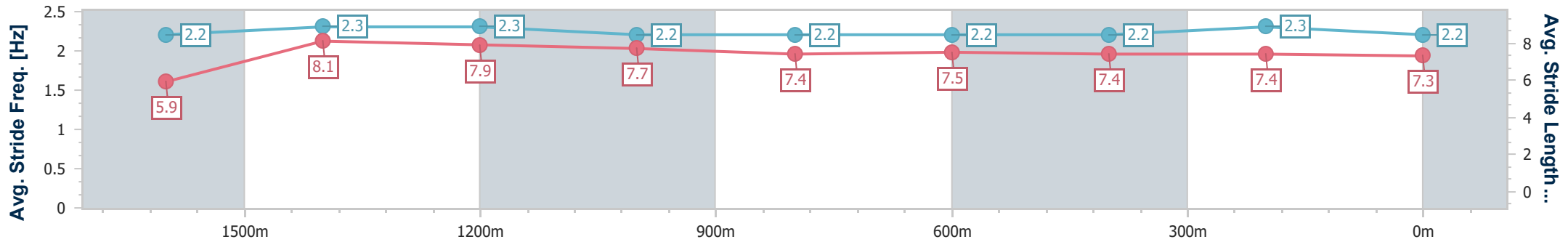
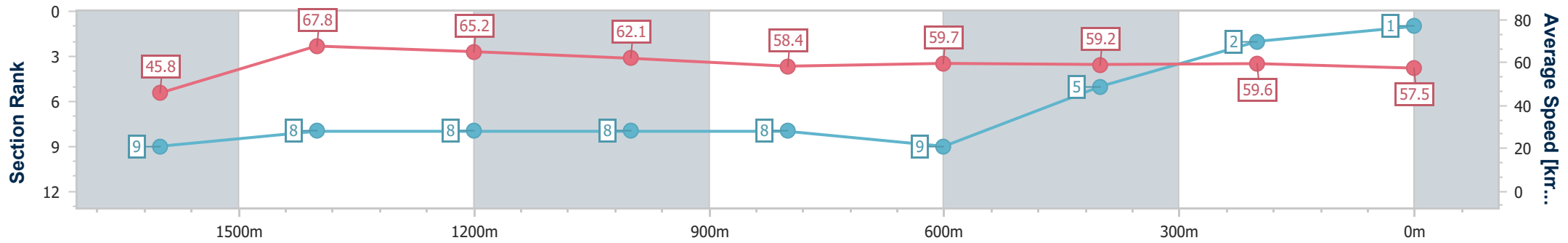
Toowoomba QLD Professional
 Race 2: PLATINUM GLASS & SECURITY BENCHMARK 70
 Handicap - 1890m



21 December 2024 - 17:04

Track Rating: Good 4, Weather: Fine, Rail Position: +3m Entire

Section	Overall	1600m	1400m	1200m	1000m	800m	600m	400m	200m
Section Times	1:57.74 [1] (0:22.83)	1:34.91 [9] (0:10.65)	1:24.26 [8] (0:11.09)	1:13.17 [8] (0:11.62)	1:01.55 [8] (0:12.42)	0:49.13 [8] (0:12.10)	0:37.03 [9] (0:12.32)	0:24.71 [5] (0:12.19)	0:12.52 [2] (0:12.52)
Average Speed [km/h]	45.8	67.8	65.2	62.1	58.4	59.7	59.2	59.6	57.5
Top Speed [km/h]	67.4	70.0	68.1	63.7	60.0	60.7	60.4	60.6	59.6
Avg. Dist. to Rail [m]	4.3	1.3	1.0	2.7	2.1	0.8	2.7	2.4	3.7
Avg. Stride Freq. [Hz]	2.2	2.3	2.3	2.2	2.2	2.2	2.2	2.3	2.2
Avg. Stride Length [m]	5.9	8.1	7.9	7.7	7.4	7.5	7.4	7.4	7.3



- [] Ranking at each section and finish
- .-.- No data available at this section
- NA No data available



Horse/Jockey Name	Tuhinga
Final Rank	2
Fastest Section Time (Section)	0:10.45 (1600m)
Top Speed [km/h] (Section)	70.4 (1600m)
Race State	Finished



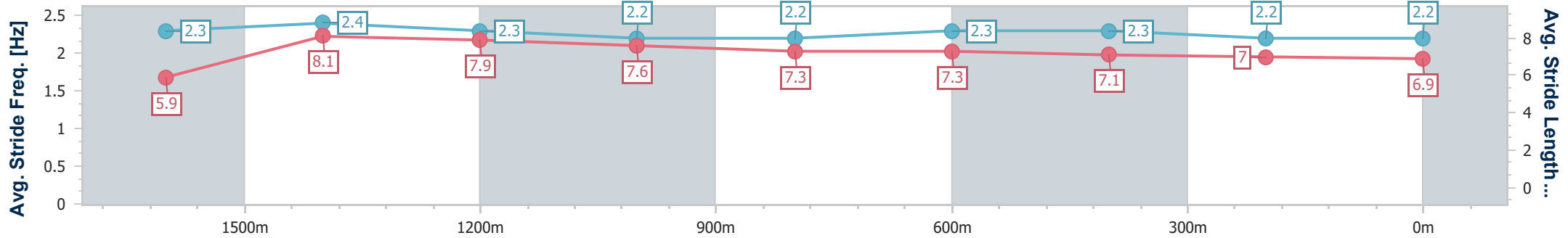
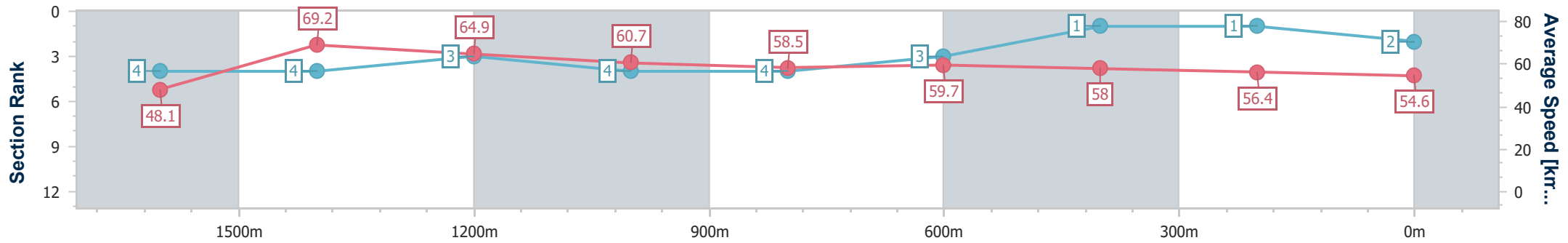
Toowoomba QLD Professional
 Race 2: PLATINUM GLASS & SECURITY BENCHMARK 70
 Handicap - 1890m



21 December 2024 - 17:04

Track Rating: Good 4, Weather: Fine, Rail Position: +3m Entire

Section	Overall	1600m	1400m	1200m	1000m	800m	600m	400m	200m				
Section Times	1:57.91 [2] (0:21.52)	1:36.39 [4] (0:10.45)	1:25.94 [4] (0:11.20)	1:14.74 [3] (0:11.89)	1:02.85 [4] (0:12.30)	0:50.55 [4] (0:12.04)	0:38.51 [3] (0:12.49)	0:26.02 [1] (0:12.82)	0:13.20 [1] (0:13.20)				
Average Speed [km/h]	48.1	69.2	64.9	60.7	58.5	59.7	58.0	56.4	54.6				
Top Speed [km/h]	68.9	70.4	68.9	62.3	59.4	60.9	60.1	58.2	55.4				
Avg. Dist. to Rail [m]	6.2	1.1	2.2	3.4	0.7	0.5	1.0	1.7	2.4				
Avg. Stride Freq. [Hz]	2.3	2.4	2.3	2.2	2.2	2.3	2.3	2.2	2.2				
Avg. Stride Length [m]	5.9	8.1	7.9	7.6	7.3	7.3	7.1	7.0	6.9				



- [] Ranking at each section and finish
- .-.- No data available at this section
- NA No data available



Horse/Jockey Name	Wowit's Willywonka
Final Rank	3
Fastest Section Time (Section)	0:10.58 (1600m)
Top Speed [km/h] (Section)	71.5 (Overall)
Race State	Finished



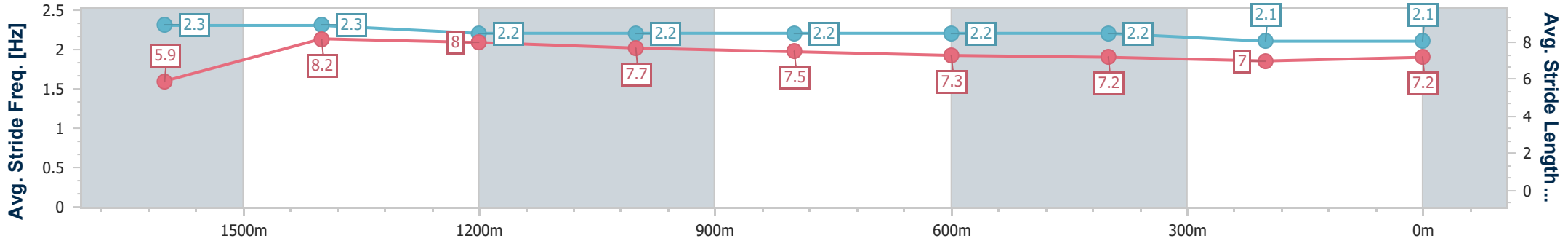
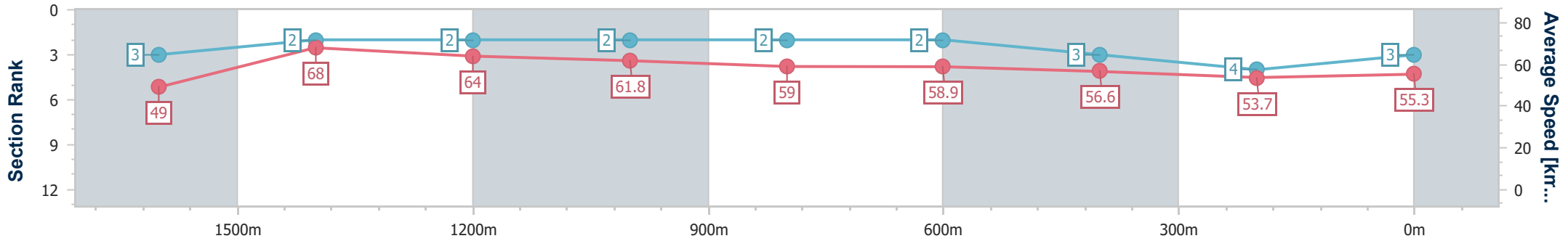
Toowoomba QLD Professional
Race 2: PLATINUM GLASS & SECURITY BENCHMARK 70
Handicap - 1890m



21 December 2024 - 17:04

Track Rating: Good 4, Weather: Fine, Rail Position: +3m Entire

Section	Overall	1600m	1400m	1200m	1000m	800m	600m	400m	200m
Section Times	1:58.69 [3] (0:21.16)	1:37.53 [3] (0:10.58)	1:26.95 [2] (0:11.30)	1:15.65 [2] (0:11.66)	1:03.99 [2] (0:12.32)	0:51.67 [2] (0:12.35)	0:39.32 [2] (0:12.91)	0:26.41 [3] (0:13.37)	0:13.04 [4] (0:13.04)
Average Speed [km/h]	49.0	68.0	64.0	61.8	59.0	58.9	56.6	53.7	55.3
Top Speed [km/h]	71.5	70.6	65.9	63.2	60.4	60.1	59.6	54.9	56.4
Avg. Dist. to Rail [m]	5.0	0.6	1.4	2.9	2.2	3.1	3.3	0.9	0.3
Avg. Stride Freq. [Hz]	2.3	2.3	2.2	2.2	2.2	2.2	2.2	2.1	2.1
Avg. Stride Length [m]	5.9	8.2	8.0	7.7	7.5	7.3	7.2	7.0	7.2



- [] Ranking at each section and finish
- .-.- No data available at this section
- NA No data available



Horse/Jockey Name	Trautman
Final Rank	4
Fastest Section Time (Section)	0:10.92 (1600m)
Top Speed [km/h] (Section)	67.5 (1600m)
Race State	Finished



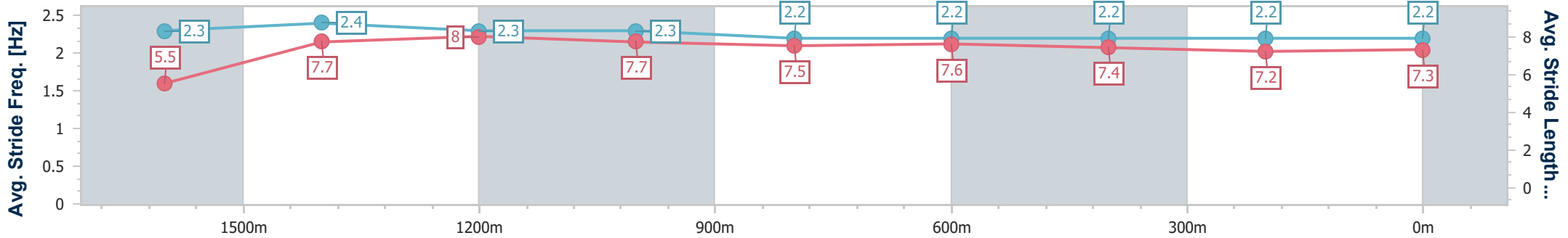
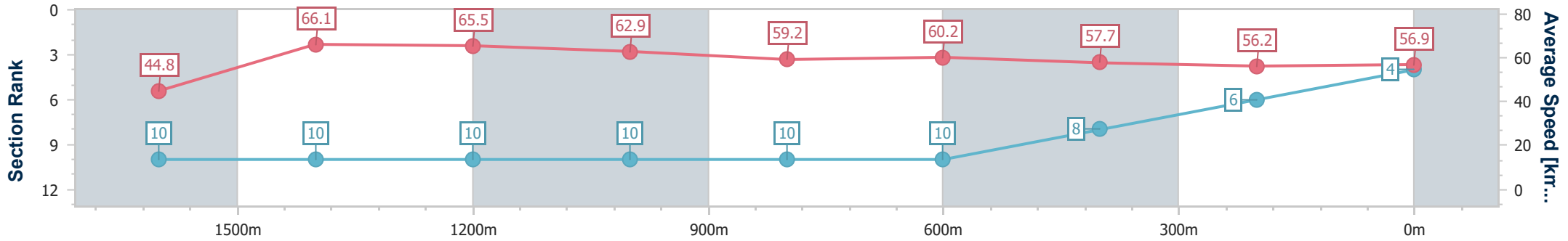
Toowoomba QLD Professional
Race 2: PLATINUM GLASS & SECURITY BENCHMARK 70
Handicap - 1890m



21 December 2024 - 17:04

Track Rating: Good 4, Weather: Fine, Rail Position: +3m Entire

Section	Overall	1600m	1400m	1200m	1000m	800m	600m	400m	200m
Section Times	1:58.75 [4] (0:23.07)	1:35.68 [10] (0:10.92)	1:24.76 [10] (0:11.19)	1:13.57 [10] (0:11.44)	1:02.13 [10] (0:12.32)	0:49.81 [10] (0:11.98)	0:37.83 [10] (0:12.36)	0:25.47 [8] (0:12.81)	0:12.66 [6] (0:12.66)
Average Speed [km/h]	44.8	66.1	65.5	62.9	59.2	60.2	57.7	56.2	56.9
Top Speed [km/h]	66.6	67.5	67.4	64.6	60.4	61.5	60.6	57.1	57.0
Avg. Dist. to Rail [m]	5.4	1.5	2.3	3.5	3.0	0.5	1.3	1.0	2.4
Avg. Stride Freq. [Hz]	2.3	2.4	2.3	2.3	2.2	2.2	2.2	2.2	2.2
Avg. Stride Length [m]	5.5	7.7	8.0	7.7	7.5	7.6	7.4	7.2	7.3



- [] Ranking at each section and finish
- .-.- No data available at this section
- NA No data available



Horse/Jockey Name	Capitan De Seda
Final Rank	5
Fastest Section Time (Section)	0:11.13 (1600m)
Top Speed [km/h] (Section)	66.5 (1400m)
Race State	Finished



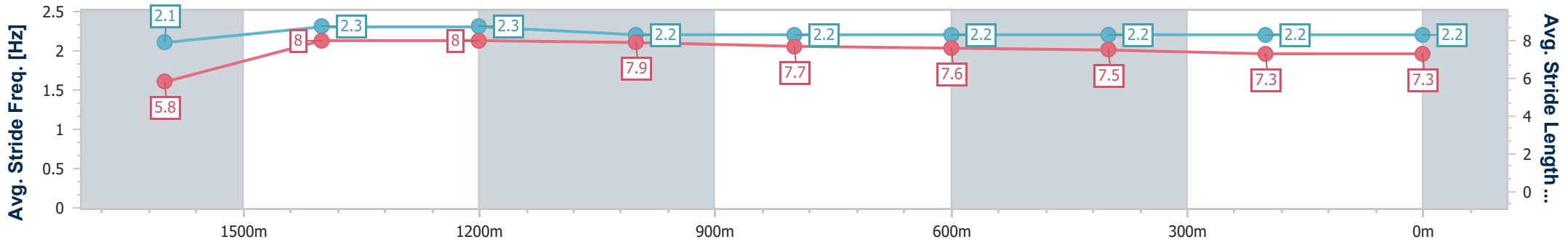
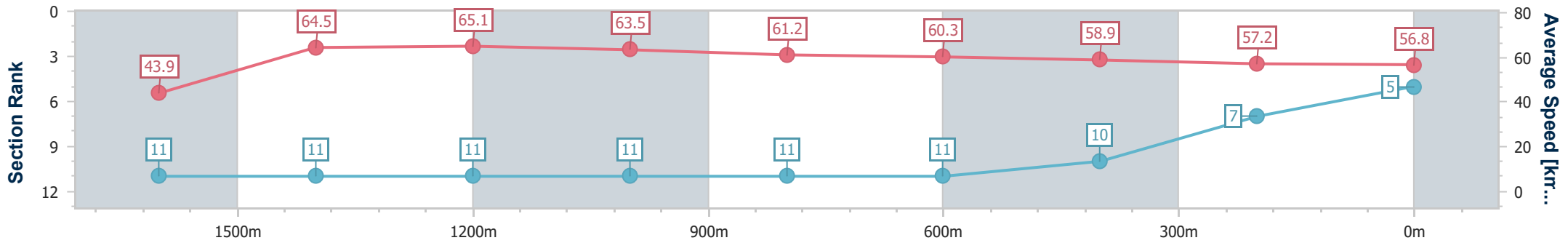
Toowoomba QLD Professional
 Race 2: PLATINUM GLASS & SECURITY BENCHMARK 70
 Handicap - 1890m



21 December 2024 - 17:04

Track Rating: Good 4, Weather: Fine, Rail Position: +3m Entire

Section	Overall	1600m	1400m	1200m	1000m	800m	600m	400m	200m
Section Times	1:58.85 [5] (0:23.51)	1:35.34 [11] (0:11.13)	1:24.21 [11] (0:11.18)	1:13.03 [11] (0:11.37)	1:01.66 [11] (0:11.92)	0:49.74 [11] (0:12.05)	0:37.69 [11] (0:12.35)	0:25.34 [10] (0:12.67)	0:12.67 [7] (0:12.67)
Average Speed [km/h]	43.9	64.5	65.1	63.5	61.2	60.3	58.9	57.2	56.8
Top Speed [km/h]	64.0	65.5	66.5	64.6	63.5	61.2	61.3	58.0	57.7
Avg. Dist. to Rail [m]	5.3	1.6	1.7	3.2	3.0	2.7	2.2	2.9	3.9
Avg. Stride Freq. [Hz]	2.1	2.3	2.3	2.2	2.2	2.2	2.2	2.2	2.2
Avg. Stride Length [m]	5.8	8.0	8.0	7.9	7.7	7.6	7.5	7.3	7.3



- [] Ranking at each section and finish
- .-.- No data available at this section
- NA No data available



Horse/Jockey Name	Martedi
Final Rank	6
Fastest Section Time (Section)	0:10.79 (1600m)
Top Speed [km/h] (Section)	68.3 (1600m)
Race State	Finished



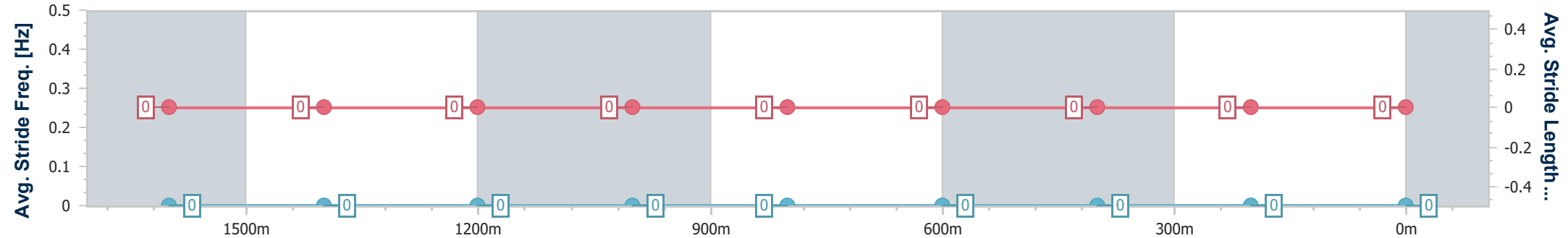
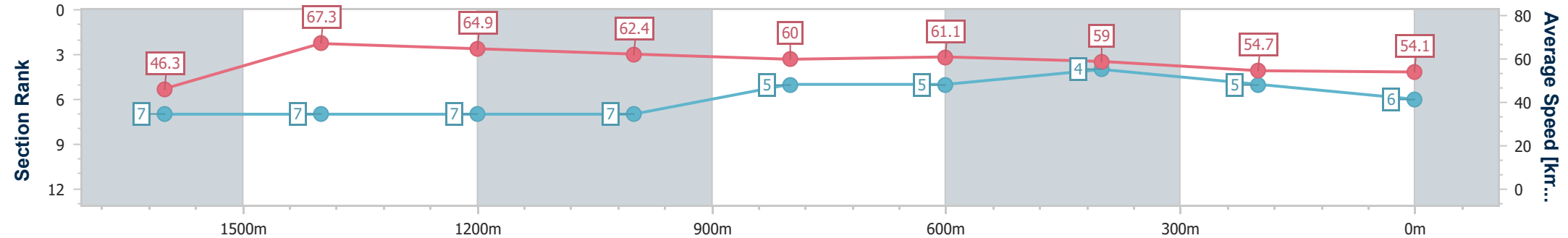
Toowoomba QLD Professional
Race 2: PLATINUM GLASS & SECURITY BENCHMARK 70
Handicap - 1890m



21 December 2024 - 17:04

Track Rating: Good 4, Weather: Fine, Rail Position: +3m Entire

Section	Overall	1600m	1400m	1200m	1000m	800m	600m	400m	200m			
Section Times	1:59.24 [6] (0:22.40)	1:36.84 [7] (0:10.79)	1:26.05 [7] (0:11.36)	1:14.69 [7] (0:11.58)	1:03.11 [7] (0:12.12)	0:50.99 [5] (0:11.94)	0:39.05 [5] (0:12.43)	0:26.62 [4] (0:13.27)	0:13.35 [5]			
Average Speed [km/h]	46.3	67.3	64.9	62.4	60.0	61.1	59.0	54.7	54.1			
Top Speed [km/h]	66.9	68.3	67.7	65.3	61.5	62.9	61.1	57.0	55.4			
Avg. Dist. to Rail [m]	5.0	2.9	3.9	4.8	3.3	4.1	3.2	2.4	0.7			
Avg. Stride Freq. [Hz]	---	---	---	---	---	---	---	---	---			
Avg. Stride Length [m]	---	---	---	---	---	---	---	---	---			



- [] Ranking at each section and finish
- No data available at this section
- NA No data available



Horse/Jockey Name	Calm Seeker
Final Rank	7
Fastest Section Time (Section)	0:10.52 (1600m)
Top Speed [km/h] (Section)	71.0 (1600m)
Race State	Finished



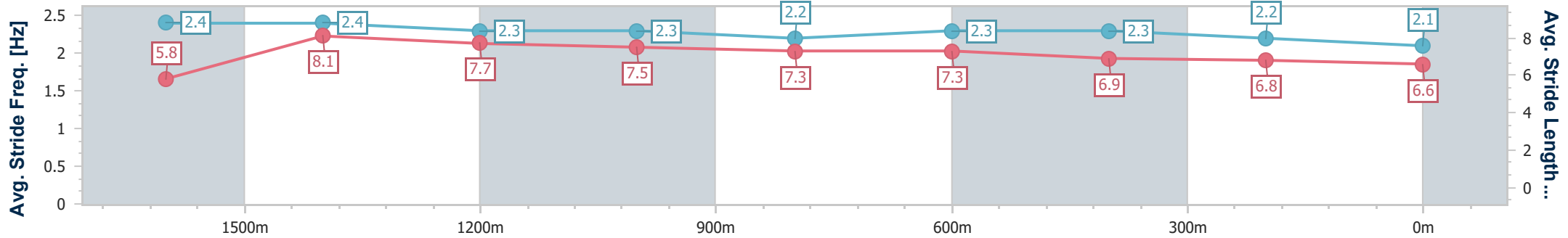
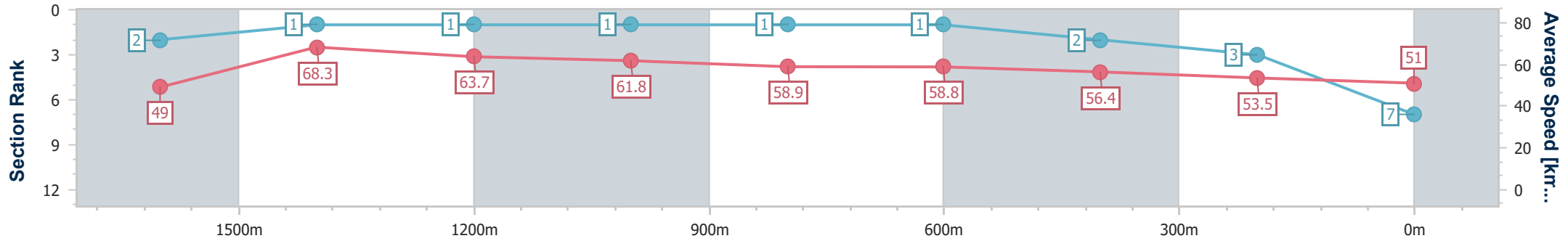
Toowoomba QLD Professional
Race 2: PLATINUM GLASS & SECURITY BENCHMARK 70
Handicap - 1890m



21 December 2024 - 17:04

Track Rating: Good 4, Weather: Fine, Rail Position: +3m Entire

Section	Overall	1600m	1400m	1200m	1000m	800m	600m	400m	200m
Section Times	1:59.45 [7] (0:21.06)	1:38.39 [2] (0:10.52)	1:27.87 [1] (0:11.34)	1:16.53 [1] (0:11.65)	1:04.88 [1] (0:12.26)	0:52.62 [1] (0:12.31)	0:40.31 [1] (0:12.80)	0:27.51 [2] (0:13.40)	0:14.11 [3] (0:14.11)
Average Speed [km/h]	49.0	68.3	63.7	61.8	58.9	58.8	56.4	53.5	51.0
Top Speed [km/h]	70.5	71.0	66.3	62.7	60.5	59.4	57.6	55.6	51.8
Avg. Dist. to Rail [m]	5.6	0.8	1.0	0.9	1.3	1.3	1.0	1.2	1.6
Avg. Stride Freq. [Hz]	2.4	2.4	2.3	2.3	2.2	2.3	2.3	2.2	2.1
Avg. Stride Length [m]	5.8	8.1	7.7	7.5	7.3	7.3	6.9	6.8	6.6



- [] Ranking at each section and finish
- .-.- No data available at this section
- NA No data available



Horse/Jockey Name	Kneze
Final Rank	8
Fastest Section Time (Section)	0:10.87 (1600m)
Top Speed [km/h] (Section)	67.4 (1600m)
Race State	Finished



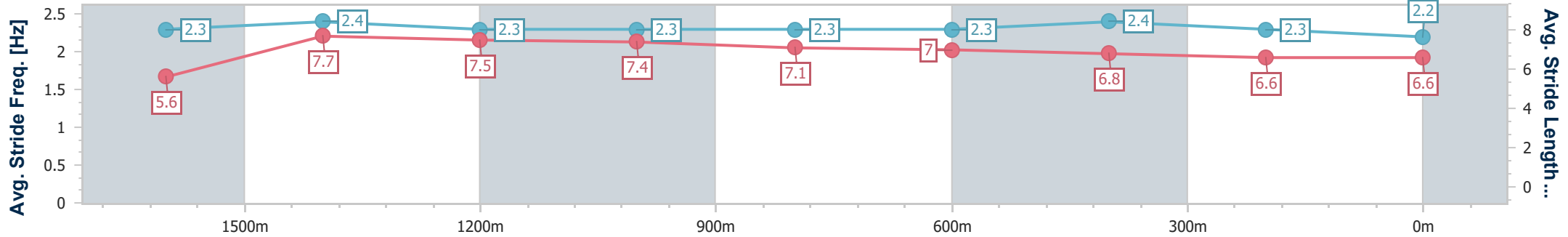
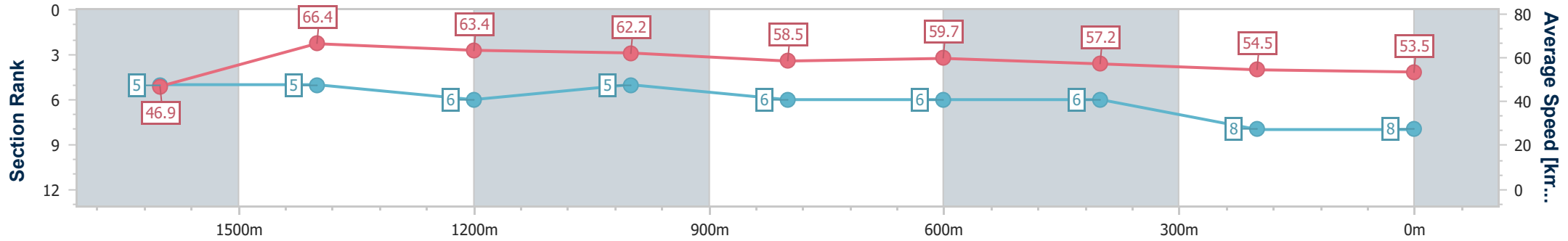
Toowoomba QLD Professional
 Race 2: PLATINUM GLASS & SECURITY BENCHMARK 70
 Handicap - 1890m



21 December 2024 - 17:04

Track Rating: Good 4, Weather: Fine, Rail Position: +3m Entire

Section	Overall	1600m	1400m	1200m	1000m	800m	600m	400m	200m
Section Times	1:59.73 [8] (0:22.11)	1:37.62 [5] (0:10.87)	1:26.75 [5] (0:11.36)	1:15.39 [6] (0:11.62)	1:03.77 [5] (0:12.36)	0:51.41 [6] (0:12.11)	0:39.30 [6] (0:12.64)	0:26.66 [6] (0:13.22)	0:13.44 [8] (0:13.44)
Average Speed [km/h]	46.9	66.4	63.4	62.2	58.5	59.7	57.2	54.5	53.5
Top Speed [km/h]	66.3	67.4	66.7	63.9	59.3	59.9	59.0	55.3	55.7
Avg. Dist. to Rail [m]	5.3	0.6	0.9	2.1	1.6	0.7	0.9	0.5	0.2
Avg. Stride Freq. [Hz]	2.3	2.4	2.3	2.3	2.3	2.3	2.4	2.3	2.2
Avg. Stride Length [m]	5.6	7.7	7.5	7.4	7.1	7.0	6.8	6.6	6.6



- [] Ranking at each section and finish
- .-.- No data available at this section
- NA No data available



Horse/Jockey Name	Del Campo
Final Rank	9
Fastest Section Time (Section)	0:10.86 (1600m)
Top Speed [km/h] (Section)	68.0 (1600m)
Race State	Finished



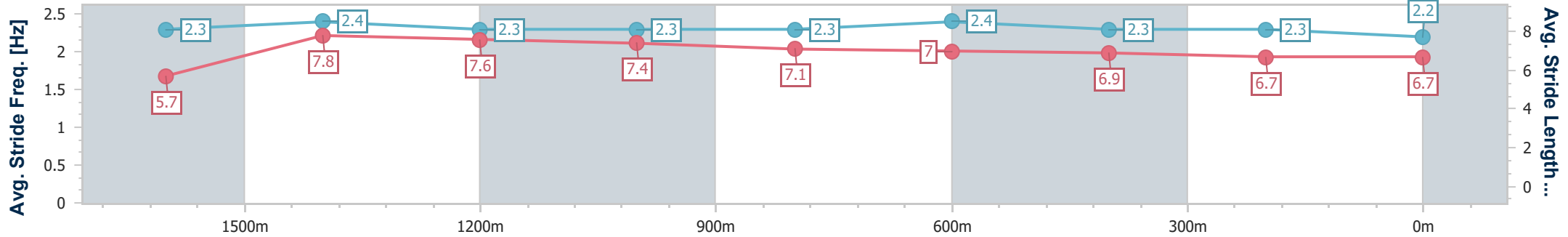
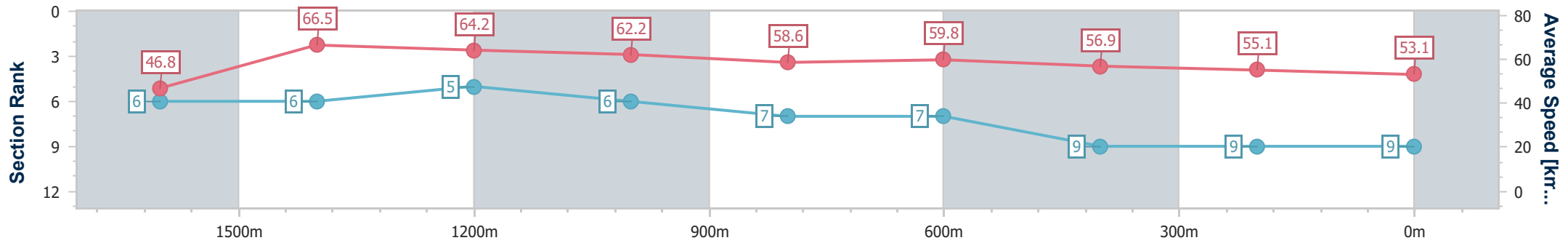
Toowoomba QLD Professional
Race 2: PLATINUM GLASS & SECURITY BENCHMARK 70
Handicap - 1890m



21 December 2024 - 17:04

Track Rating: Good 4, Weather: Fine, Rail Position: +3m Entire

Section	Overall	1600m	1400m	1200m	1000m	800m	600m	400m	200m
Section Times	2:00.08 [9] (0:22.16)	1:37.92 [6] (0:10.86)	1:27.06 [6] (0:11.31)	1:15.75 [5] (0:11.66)	1:04.09 [6] (0:12.38)	0:51.71 [7] (0:12.21)	0:39.50 [7] (0:12.80)	0:26.70 [9] (0:13.14)	0:13.56 [9] (0:13.56)
Average Speed [km/h]	46.8	66.5	64.2	62.2	58.6	59.8	56.9	55.1	53.1
Top Speed [km/h]	66.6	68.0	65.8	64.1	60.0	61.1	58.8	57.0	54.2
Avg. Dist. to Rail [m]	5.3	1.3	1.9	3.4	2.8	3.0	2.6	2.3	0.8
Avg. Stride Freq. [Hz]	2.3	2.4	2.3	2.3	2.3	2.4	2.3	2.3	2.2
Avg. Stride Length [m]	5.7	7.8	7.6	7.4	7.1	7.0	6.9	6.7	6.7



- [] Ranking at each section and finish
- .-.- No data available at this section
- NA No data available



Horse/Jockey Name	Adelad
Final Rank	10
Fastest Section Time (Section)	0:10.97 (1600m)
Top Speed [km/h] (Section)	67.9 (1400m)
Race State	Finished



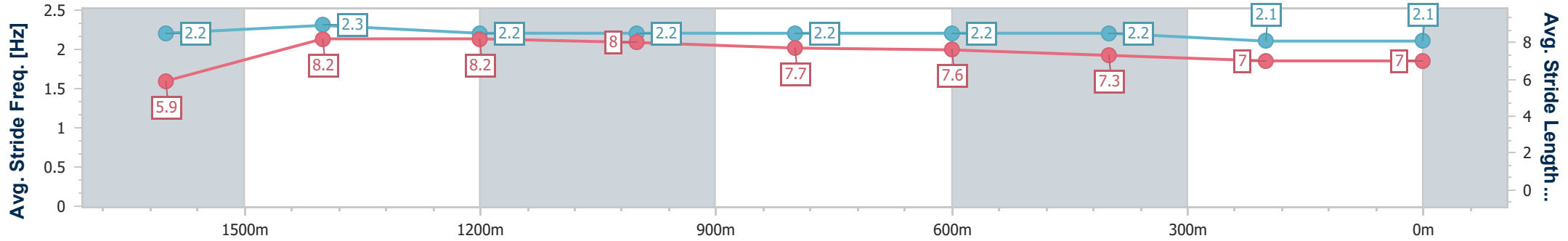
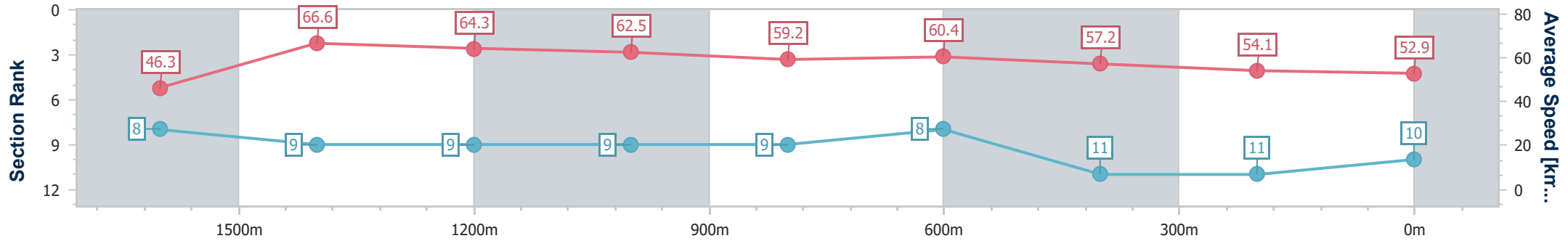
Toowoomba QLD Professional
 Race 2: PLATINUM GLASS & SECURITY BENCHMARK 70
 Handicap - 1890m



21 December 2024 - 17:04

Track Rating: Good 4, Weather: Fine, Rail Position: +3m Entire

Section	Overall	1600m	1400m	1200m	1000m	800m	600m	400m	200m
Section Times	2:00.70 [10] (0:22.52)	1:38.18 [8] (0:10.97)	1:27.21 [9] (0:11.33)	1:15.88 [9] (0:11.61)	1:04.27 [9] (0:12.19)	0:52.08 [9] (0:12.05)	0:40.03 [8] (0:12.94)	0:27.09 [11] (0:13.45)	0:13.64 [11] (0:13.64)
Average Speed [km/h]	46.3	66.6	64.3	62.5	59.2	60.4	57.2	54.1	52.9
Top Speed [km/h]	67.2	67.7	67.9	63.8	61.5	61.3	59.3	55.2	53.9
Avg. Dist. to Rail [m]	4.3	3.1	2.8	3.5	2.1	2.9	5.0	4.3	3.7
Avg. Stride Freq. [Hz]	2.2	2.3	2.2	2.2	2.2	2.2	2.2	2.1	2.1
Avg. Stride Length [m]	5.9	8.2	8.2	8.0	7.7	7.6	7.3	7.0	7.0



- [] Ranking at each section and finish
- .-.- No data available at this section
- NA No data available



Horse/Jockey Name	Shadyvale Storm
Final Rank	11
Fastest Section Time (Section)	0:10.72 (1600m)
Top Speed [km/h] (Section)	70.7 (1600m)
Race State	Finished



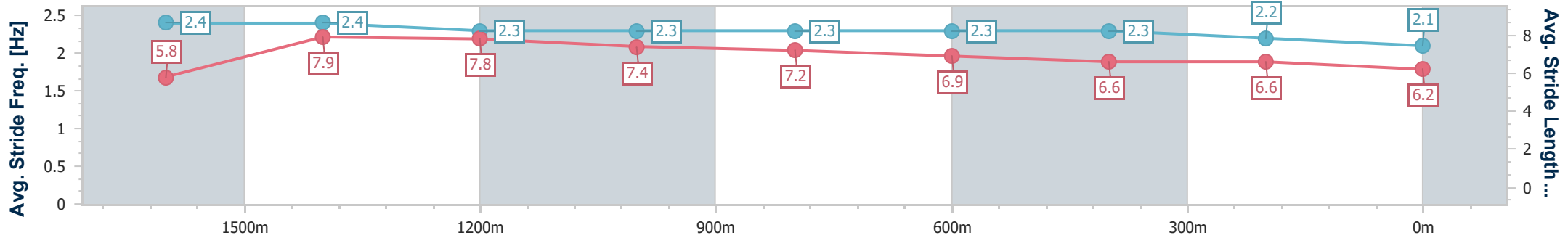
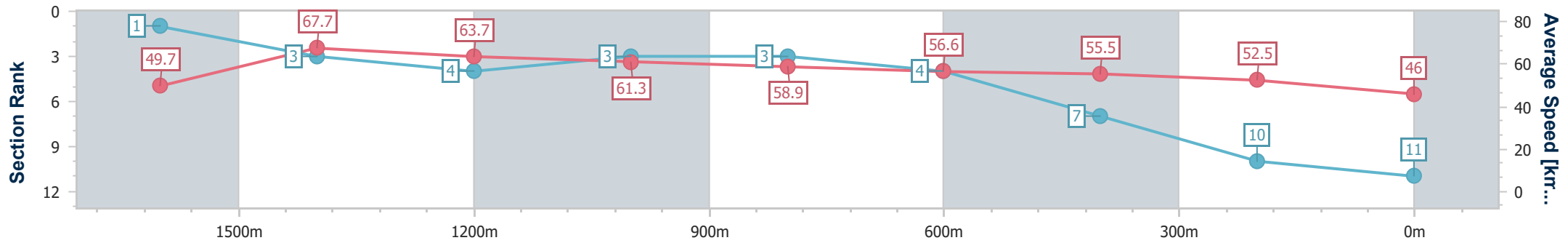
Toowoomba QLD Professional
 Race 2: PLATINUM GLASS & SECURITY BENCHMARK 70
 Handicap - 1890m



21 December 2024 - 17:04

Track Rating: Good 4, Weather: Fine, Rail Position: +3m Entire

Section	Overall	1600m	1400m	1200m	1000m	800m	600m	400m	200m
Section Times	2:02.64 [11] (0:21.03)	1:41.61 [1] (0:10.72)	1:30.89 [3] (0:11.52)	1:19.37 [4] (0:11.79)	1:07.58 [3] (0:12.28)	0:55.30 [3] (0:12.82)	0:42.48 [4] (0:13.06)	0:29.42 [7] (0:13.82)	0:15.60 [10] (0:15.60)
Average Speed [km/h]	49.7	67.7	63.7	61.3	58.9	56.6	55.5	52.5	46.0
Top Speed [km/h]	70.7	70.7	64.9	63.5	60.2	57.4	57.1	54.9	51.3
Avg. Dist. to Rail [m]	5.1	2.0	3.0	3.6	2.5	2.2	1.7	1.7	0.7
Avg. Stride Freq. [Hz]	2.4	2.4	2.3	2.3	2.3	2.3	2.3	2.2	2.1
Avg. Stride Length [m]	5.8	7.9	7.8	7.4	7.2	6.9	6.6	6.6	6.2



- [] Ranking at each section and finish
- .-.- No data available at this section
- NA No data available